


FLOOR

Porcelain, Glass


 **ARCHITESSA**
an Architectural Ceramics brand




COLORS




White




Bone




Azure



Light Grey



Dark Grey



Black

COLORS - PICKET



White



Bone



Azure



Light Grey



Wood



Dark Grey



Black

COLORS - HEX




White




Bone




Light Grey




Azure



Dark Grey



Black



Bone Deco



Light Grey Deco



Azure Deco



Dark Grey Deco




Black Deco

COLORS - GLASS MOSAICS



Black & White




White




Black


COLORS - PORCELAIN MOSAICS




White



Bone



White



Bone

AVAILABLE SIZES

	FIELD				MOSAIC		
	7.4x7.4	1.5x9 Picket	8x9 Hex	8x9 Hex Deco	Vintage Hex 1	7.4x7.4	1.5x9 Picket
Azure	SM	SM	SM	SM			
Black	SM	SM	SM	SM	SM		
Black & White					SM+		SM
Bone	SM	SM	SM	SM		SM	SM
Dark Grey	SM	SM	SM	SM			
Light Grey	SM	SM	SM	SM			
White	SM	SM	SM		SM	SM	SM
Wood		SM					

SM= Semi Matte +Discontinued

Lead times for specialty & non-stocked items varies depending on product ordered, quantity, and destination. Please contact Architessa to determine the lead time to order samples and material.

DESCRIPTION

Our porcelain FLOOR collection has every contemporary tile you need for both floors and walls. Square, hexagon, picket, and mosaic tiles in neutral colors and a wood look finish - find them all in one of our most versatile tile collections.

INSTALLATION & MAINTENANCE

FLOOR may be installed using standard porcelain installation methods and materials, as recommended by the Tile Council of North America (TCNA). An Architessa sales representative will advise you on general installation questions.

TECHNICAL INFORMATION

ORIGIN: ITALY
 AVAILABLE FINISHES: SEMI MATTE
 TYPE: PORCELAIN, GLASS
 EDGE: 8X24 / RECTIFIED, 4X12 / NOT RECTIFIED
 LOOK: MONOCHROMATIC
 APPLICATION: FLOOR & WALL
 USE: COMMERCIAL & RESIDENTIAL
 COLOR VARIATION: V1 - UNIFORM (PORCELAIN)
 V2 - SLIGHT VARIATION (GLASS MOSAICS)

THICKNESS: 4.4 MM - 7 MM
 PEI SCALE: 5 (GLASS), 2-4 (PORCELAIN)
 DCOF: >0.5 (PORCELAIN), >0.42 (GLASS)
 BREAKING STRENGTH: ASTM C-648
 WATER ABSORPTION: ≤ 0.50%
 STAIN RESISTANCE: YES
 FROST RESISTANCE: YES
 ENVIRONMENT: 39% RECYCLED (FLOOR),
 98% RECYCLED (GLASS)

CONTACT INFORMATION:

www.architessa.com

1.800.287.1742

For general sales inquiries: sales@architessa.com

For commercial & hospitality sample requests: samples@architessa.com

Headquarters: 1803 Research Blvd. Suite 402 Rockville, MD 20850