



# Globe

ENDLESS BEAUTY, EMINENT ELEGANCE



ARCHITESSA

IN PARTNERSHIP WITH:

 **LANDMARK**  
CERAMICS



"Stone" is a gathering of porcelain tile collections that are inspired by different natural stones. Amazing surfaces for floors and walls that recall the shades of the natural material enhance architecture and design with character and intense elegance. The excellent technical characteristics of Landmark porcelain tile guarantees optimal performance in every intended use both residential and commercial.


### A new landmark in the ceramic industry

Landmark Ceramics is an American company, based in Tennessee that has set out to research, manufacture and sell top quality porcelain ceramics in North America, taking advantage of the proven experience of the Gruppo Concorde, an international leader in the sector. Technological innovation, market presence, attention to detail, the welfare of people and the environment, efficient service and a thorough product range make Landmark a new benchmark in the North American market for those who are looking for a reliable partner for any building and architecture project using US Made top quality porcelain tiles.

# Globe

ENDLESS BEAUTY, EMINENT ELEGANCE

The versatility of a noble quartzite, with a rich shading probes elegant venues, gives life to elegant surfaces with strong character where tradition and modernity create new architectural languages.







H O T E L

## Organic MOOD

Architecture and design merge in harmony inspired by quartzite style surfaces with elegant rust color veining and soft natural textures. The space for welcoming morphs into a unique aesthetic experience that combines the strength of contemporary with the solidity of tradition.

### PROJECT

FLOOR DESIGN

Globe Dark Quartz - 24"x24" | 12"x24"

WALL DESIGN

Globe Dark Quartz - 12"x24"







H O T E L




The material look of the surface is emphasized by the soft, natural and dynamic finish.



# Material SURFACES

**PROJECT**  
FLOOR DESIGN  
Globe Dark Quartz - 24"x24" | 12"x24"





KITCHEN

# Fascination of UNICITY

**PROJECT**

FLOOR DESIGN


Globe Barge Beige - 24"x24" | 12"x24"



The appeal of natural stone is enriched thanks to the multi-size installation that creates delicate vibes of natural color shades.







H O M E

## Rhythm of NATURE

Globe means being able to redesign residential interiors where guests can relax in total harmony with the indoor surroundings. The 20 mm thickness brings stone looking surfaces rich in veining and shades to the outdoors, for a style continuity with interior design.

### PROJECT

FLOOR DESIGN

Globe Barge Gold - 24"x24" | 12"x24"

Frontier20 Barge Gold - 24"x24"

WALL DESIGN

Globe Silver Quartz Wall - Barge Gold Wall - 6"x12"







The wall-like decor stands out in spaces that interpret the American architectural tradition.



# Welcome STYLE

## PROJECT

### FLOOR DESIGN


Globe Barge Gold - 24"x24" | 12"x24"

Frontier20 Barge Gold - 24"x24"

### WALL DESIGN

Globe Silver Quartz Wall - 6"x12"





S P A

# Exciting BEAUTY

## PROJECT

FLOOR DESIGN

Globe Silver Quartz - 12"x24"

FLOOR DESIGN

Globe Silver Quartz - 12"x24"



Mesh-mounted decorations and large sizes in various colors and textures create a strong visual impact.







**FADING RESISTANT**  
stable chromatically over time



**DOESN'T BEND**  
hard and compact



**ECO-FRIENDLY AND SAFE**



**PET FRIENDLY**  
dog and cat nails proof



**RESISTANT TO FROST**  
snow and ice proof



**FLOOR HEAT FRIENDLY**



**RESISTANT TO ACID**



**EASY TO KEEP CLEAN**

**VOC FREE**

**NO VOC**  
volatile organic compound



**WATER PROOF**  
doesn't absorb



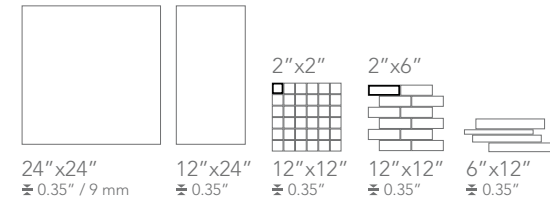
**FIRE PROOF**  
doesn't burn or smoke




## BARGE BEIGE



### Available sizes



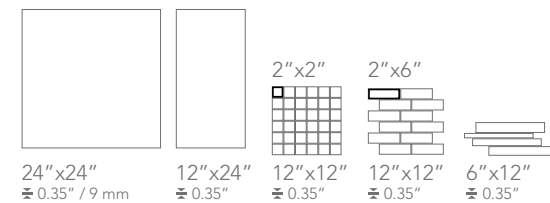
### Color shading




## BARGE GOLD



### Available sizes



### Color shading

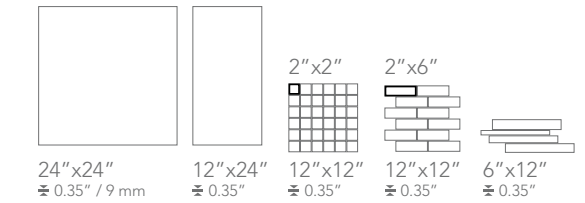


The colour of tiles printed in this catalogue may differ from actual tiles. Tile color reproductions in this catalogue are representative only. Slight tone and shade variations are inherent in porcelain tiles. Before selecting a colour, we recommend that you contact your local representative, who will provide you with a sample piece of the requested tile.


## SILVER QUARTZ




### Available sizes



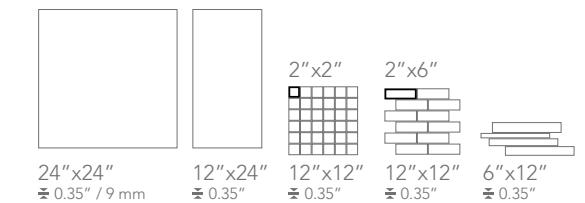
### Color shading




## DARK QUARTZ



### Available sizes



### Color shading



This porcelain tile product is manufactured with a V3 shade variation. Remember that the amount of colour as well as the texture of each piece may vary from tile to tile. Inspect the product immediately upon delivery and select tiles from many boxes during installation to minimize and blend any possible colour difference.

### Color Shading





# Globe

COLORED BODY PORCELAIN TILE - Rectified Monocaliber

## DECOR RANGE

## TRIM TILES




Barge Beige Wall  
6"x12"



Barge Gold Wall  
6"x12"



Silver Quartz Wall  
6"x12"



Dark Quartz Wall  
6"x12"



6"x12"  
± 0.35" / 9 mm


## MOSAICS




Barge Beige  
Mosaic A 2"x2"  
12"x12"



Barge Gold  
Mosaic A 2"x2"  
12"x12"



Silver Quartz  
Mosaic A 2"x2"  
12"x12"



Dark Quartz  
Mosaic A 2"x2"  
12"x12"

2"x2"



12"x12"  
± 0.35" / 9 mm



Barge Beige  
Mosaic C 2"x6"  
12"x12"



Barge Gold  
Mosaic C 2"x6"  
12"x12"



Silver Quartz  
Mosaic C 2"x6"  
12"x12"



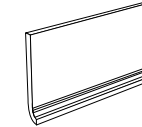
Dark Quartz  
Mosaic C 2"x6"  
12"x12"

2"x6"



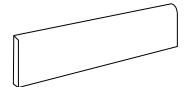
12"x12"  
± 0.35" / 9 mm

## COVE BASE



6"x12"

## BULLNOSE



3"x24"

BARGE BEIGE	•	•
BARGE GOLD	•	•
SILVER QUARTZ	•	•
DARK QUARTZ	•	•





### COLORED BODY PORCELAIN TILE - Rectified Monocaliber

#### RECOMMENDED USE

Globe is recommended for indoor walls and floors and outdoor walls in residential and commercial applications. We recommend Globe for interior and outdoor walls and floors (20 mm only) as well as for exterior flooring. Landmark recommends an offset no greater than 30%, if a staggered pattern is required for tiles of 20 inches or longer. Visit [lcusa.com](http://lcusa.com) for detailed instructions of installation.










#### CARE AND MAINTENANCE

Do not apply any wax or sealer to the product after installation. Regular cleaning is the best way to keep Globe tiles looking good. Use clean, hot water (add household cleaner for more aggressive cleaning). Rinse thoroughly and dry with a soft cloth to prevent water spots. Please visit [lcusa.com](http://lcusa.com). For further information regarding the care and maintenance of Landmark products.

#### WARRANTY

Landmark guarantees that its products will meet or exceed the performance specifications set out in ANSI A137.1- 2012 and in the performance specifications section of the Landmark general catalogue. For more information, please visit our website at [lcusa.com](http://lcusa.com).



PHYSICAL PROPERTIES	TEST ASTM	NORTH AMERICAN STANDARD A137.1*	RESULTS
 Water absorption *	C373	≤ 0.5%	COMPLY WITH ANSI A137.1
 DCOF Average dynamic coefficient of friction **	BOT 3000 test	≥ 0.42	≥ 0.42
 Resistance to freeze/thaw cycling *	C1026	As reported	RESISTANT
 Warpage (edge)	C485	Warpage ± 0.4% or ± 0.05 in	COMPLY WITH ANSI A137.1
 Warpage (diagonal)	C485	Warpage ± 0.4% or ± 0.07 in	COMPLY WITH ANSI A137.1
 Wedging	C502	± 0.25% or ± 0.03 in	COMPLY WITH ANSI A137.1
 Chemical resistance	C650	As reported	UNAFFECTED
 Breaking strength	C648	250 lbf or greater	COMPLY WITH ANSI A137.1
 Thickness	C499	Range: 0.04 in	COMPLY WITH ANSI A137.1

\* Average values referred to our production and related to the matt finish of the product.

\*\* As far as values relating to the matt finish of the product and to tests carried out by certified external laboratories whose results are available upon request at Headoffice, we are willing to check the lot you are interested in purchasing.

- Be sure to use tiles belonging to the same caliber.
- Test results are available on request.
- Landmark tiles can be slippery when wet. We recommend to make sure that the surface is always dry.
- The information provided can be subject to change. Please refer to [lcusa.com](http://lcusa.com) for the latest, most accurate and up-to-date information.







 **LANDMARK**  
CERAMICS

**ARCHITESSA**

1803 Research Blvd #402  
Rockville, MD 20850

---

301.762.4140

[www.architessa.com](http://www.architessa.com)