

# CLIFTON

Porcelain

 ARCHITESSA  
an Architectural Ceramics brand





CLIFTON

 ARCHITESSA  
an Architectural Ceramics brand



CLIFTON Steel 12x24

[www.architessa.com](http://www.architessa.com)





CLIFTON Silver 24x24





CLIFTON Ash 24x24





CLIFTON Charcoal 24x48

## FIELD

---



Silver



Ash



Steel




Charcoal

## MOSAIC



Silver - 6"



Silver - 2"




Silver - 2x2"



Ash - 6"




Ash - 2"



Ash - 2x2"



Steel - 6"




Steel - 2"




Steel - 2x2"



Charcoal - 6"



Charcoal - 2"



Charcoal - 2x2"

## AVAILABLE SIZES

	FIELD			MOSAIC			TRIM
	24x48	24x24	12x24	6" HEX	2" HEX	2x2	3x24 BN
Ash	M	M	M	M	M	M	M
Charcoal	M	M	M	M	M	M	M
Silver	M	M	M	M	M	M	M
Steel	M	M	M	M	M	M	M

M= Matte

Lead times for specialty & non-stocked items varies depending on product ordered, quantity, and destination. Please contact Architessa to determine the lead time to order samples and material.

## DESCRIPTION

The CLIFTON collection is a contemporary take on natural slate, offered in a color body porcelain for superior durability. The breadth of CLIFTON can be seen in the color options and various sizes, including two hexagon formats.

## INSTALLATION & MAINTENANCE

CLIFTON may be installed using standard ceramic tile installation methods and materials, as recommended by the Tile Council of North America (TCNA). An Architessa sales representative will advise you on general installation questions.

## TECHNICAL INFORMATION

TYPE: COLOR BODY PORCELAIN  
 ORIGIN: TURKEY  
 EDGE: RECTIFIED  
 THICKNESS: 9 MM (24x48, 10MM)  
 LOOK: SLATE  
 SHADE VARIATION: 2 - SLIGHT VARIATION  
 SURFACE ABRASION: 4  
 TRAFFIC RATING: COMMERCIAL

DCOF:  $\geq 0.50$   
 BREAKING STRENGTH: >400LBF  
 WATER ABSORPTION:  $\leq 0.4\%$   
 STAIN RESISTANCE: CLASS A  
 FROST RESISTANCE: YES  
 ENVIRONMENT: N/A

## CONTACT INFORMATION:

[www.architessa.com](http://www.architessa.com)

1.800.287.1742

For general sales inquiries: [sales@architessa.com](mailto:sales@architessa.com)

For commercial & hospitality sample requests: [samples@architessa.com](mailto:samples@architessa.com)

Headquarters: 1803 Research Blvd. Suite 402 Rockville, MD 20850