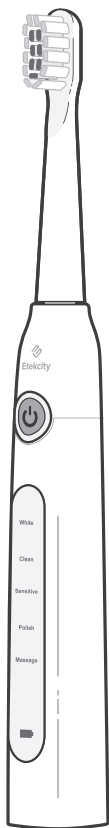




Sonic Electric Toothbrush

User Manual



Questions or Concerns?

Mon–Fri, 9:00 am–5:00 pm PST/PDT
support@etekcity.com • (855) 686-3835

Table of Contents

Package Contents	2
Specifications	2
Safety Information	3
Function & Controls	5
Warranty Information	10
Customer Support	11

Package Contents

- 1 x Toothbrush Handle
- 1 x Travel Case
- 8 x Brush Head
- 1 x Brush Head Cover
- 1 x USB Charging Cable
- 1 x User Manual

Specifications

Model	ETB-C031-KUS
Battery	3.7V \approx 1.0W, 260mAh Li-ion battery
Charging Input	5V \approx 1.5W
Charging Time	Approx. 2.5 hours
Operating Time	Up to 30 days
Vibration Frequency	40,000 VPM
Waterproof Rating	IPX7
Bristle Material	Nylon
Operating Temperature	32°–122°F / 0°–50°C
Dimensions (including brush head)	1.0 x 1.0 x 8.8 in / 2.6 x 2.6 x 22.4 cm
Weight	0.17 lb / 75 g

READ AND SAVE THESE INSTRUCTIONS

Important Safeguards

When using electrical products, especially when children are present, basic safety precautions should always be followed, including the following:

READ ALL INSTRUCTIONS BEFORE USING.

General Use

- **DANGER:** To reduce the risk of burns, electric shock, fire, or personal injury, **always** unplug the toothbrush immediately after charging.
- **Only** use the toothbrush as described in this user manual. Any other use may result in property damage or risk of injury.
- **Do not** leave the toothbrush unattended while in use.
- Close supervision is necessary when the toothbrush is used by or near children.
- Using accessories or replacement parts not recommended by Etekcity may cause injuries.
- The toothbrush is intended to be used only with the charging cable provided by the manufacturer.
- If the charging cable is damaged, it must be replaced by Etekcity Corporation or similarly qualified persons in order to avoid an electric or fire hazard. Please contact **Customer Support** (page 11).
- **Do not** allow the charging cable to come into contact with hot surfaces.
- **Do not** use while sleeping or drowsy.
- **Do not** place anything into any opening in the toothbrush.
- **Do not** use outdoors.
- **Do not** use where aerosol spray products are being used or where oxygen is being administered.
- This toothbrush is not to be used by persons (including children) with reduced physical, sensory or mental capabilities, or lack of experience and knowledge, unless they have been given supervision or instruction concerning use of the toothbrush by a person responsible for their safety.

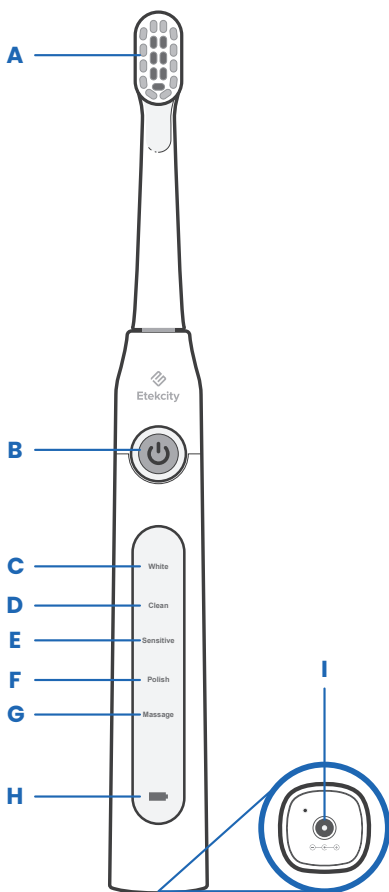
- **Do not** use the toothbrush if it is damaged, not working, or if the charging cable is damaged. Contact **Customer Support** (page 11).
- Not for commercial use. Household use **only**.

Caution

- People who have severe periodontal disease or have had oral surgery should consult a doctor before use.
- This toothbrush does not contain any user-serviceable parts. For any repairs, contact **Customer Support** (page 11).
- **Do not** immerse or soak the toothbrush in water for a long period of time.
- **Do not** subject the toothbrush to excessive warmth or heat such as direct sunlight, fire, or similar.
- **Do not** forcefully press the bristles against your teeth or gums.

**SAVE THESE
INSTRUCTIONS**

Functions & Controls



- A.** Brush Head
- B.** Power/Mode Button
- C.** White Mode Indicator
- D.** Clean Mode Indicator
- E.** Sensitive Mode Indicator

- F.** Polish Mode Indicator
- G.** Massage Mode Indicator
- H.** Charging Indicator Light
- I.** Charging Port

Brushing Modes

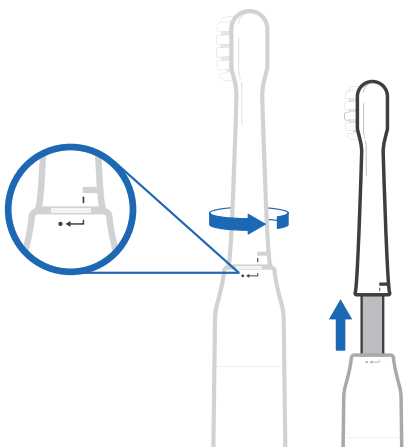
- **White:** The bristles vibrate at 40,000 VPM for an intense and deep clean.
- **Clean:** The bristles vibrate less intensely than in White Mode but effectively remove debris and plaque hidden in crevices around teeth.
- **Sensitive:** The bristles vibrate with less intensity, making this mode perfect for people with sensitive teeth or those not accustomed to using an electric toothbrush.
- **Polish:** The bristles vibrate every 0.1 seconds and rapidly change intensity, which simulates a polishing effect.
- **Massage:** The bristles vibrate every 1 second and slowly change intensity, which is used to gently massage gums to promote gum health.

Changing the Brush Head

The bristles at the top naturally become lighter after 3 months to remind you to change the brush head.

Removal:

1. Turn the brush head counterclockwise. [\[Figure 1.1\]](#)
2. Pull to remove the brush head from the toothbrush handle.



[Figure 1.1](#)

Installation:

1. Slide the brush head onto the toothbrush handle.
2. Turn the brush head clockwise until it locks into place. **[Figure 1.2]**

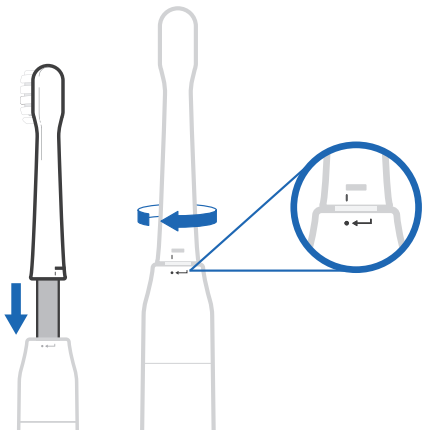





Figure 1.2

Using the Toothbrush

Note: Fully charge the toothbrush before first use (see **Charging the Toothbrush**).


1. Apply toothpaste to the bristles of the brush head.
2. Place the brush head on your teeth and press  to turn the toothbrush on.
 - a. Optionally, continue pressing (within 3 seconds) to cycle through the 5 brushing modes: White, Clean, Sensitive, Polish, and Massage.
 - b. The default brushing mode is "White". However, when the toothbrush is turned off, it will remember the previously selected brushing mode.

Note:

- Pressing  within 3 seconds will change the brushing mode.
- Pressing  after 3 seconds will turn off the toothbrush.

3. Proceed to brush your teeth.
4. The toothbrush will automatically pause at 30-second intervals to remind you to switch quadrants of your mouth. After 2 minutes of brushing, the toothbrush will automatically turn off.

Note:

- To manually turn off the toothbrush at any time, press and hold .

Charging the Toothbrush

When the battery level is low, the charging indicator light will flash 10 times when the toothbrush is turned off.

1. Connect the USB charging cable to the charging port and plug into a powered wall adapter or USB port. The charging indicator light will turn solid.

Note: If the toothbrush has not been used for a long time (or during your initial charge), it may take up to 5 minutes for the charging indicator light to turn solid.

2. When the battery is fully charged, the charging indicator light will turn off. It takes approximately 2.5 hours to fully charge the toothbrush.

Federal Communication Commission Interference Statement – Part 15

This device complies with Part 15 of the FCC Rules. Operation is subject to the following two conditions:

- (1) This device may not cause harmful interference, and
- (2) This device must accept any interference received, including interference that may cause undesired operation.

NOTE: This equipment has been tested and found to comply with the limits for a Class B digital device, pursuant to Part 15 of the FCC Rules. These limits are designed to provide reasonable protection against harmful interference in a residential installation. This equipment generates, uses and can radiate radio frequency energy and, if not installed and used in accordance with the instructions, may cause harmful interference to radio communications. However, there is no guarantee that interference will not occur in a particular installation. If this equipment does cause harmful interference to radio or television reception, which can be determined by turning the equipment off and on, the user is encouraged to try to correct the interference by one or more of the following measures:

- Reorient or relocate the receiving antenna.
- Increase the separation between the equipment and receiver.
- Connect the equipment into an outlet on a circuit different from that to which the receiver is connected.
- Consult the dealer or an experienced radio/TV technician for help.

FCC Caution: Any changes or modifications not expressly approved by the party responsible for compliance could void the user's authority to operate this equipment.

FCC SDOC SUPPLIER'S DECLARATION OF CONFORMITY (SDOC)

Etekcitey Corporation hereby declares that this equipment is in compliance with FCC requirements. The declaration of conformity may be consulted in the support section of our website, accessible from www.etekcitey.com

Warranty Information

Product	Sonic Electric Toothbrush
Model	ETB-C031-KUS
<i>For your own reference, we strongly recommend that you record your order ID and date of purchase.</i>	
Order ID	
Date of Purchase	

TERMS & POLICY

Etekcitiy Corporation ("Etekcitiy") warrants this product to the original purchaser to be free from defects in material and workmanship, under normal use and conditions, for a period of 2 years from the date of original purchase.

Etekcitiy agrees, at our option during the warranty period, to repair any defect in material or workmanship or furnish an equal product in exchange without charge, subject to verification of the defect or malfunction and proof of the date of purchase.

There is no other express warranty. This warranty does not apply:

- If the product has been modified from its original condition;
- If the product has not been used in accordance with directions and instructions in the user manual;
- To damages or defects caused by accident, abuse, misuse or improper or inadequate maintenance;
- To damages or defects caused by service or repair of the product performed by an unauthorized service provider or by anyone other than Etekcitiy;
- To damages or defects occurring during commercial use, rental use, or any use for which the product is not intended;
- To damages or defects exceeding the cost of the product.

Etekcitiy will not be liable for indirect, incidental, or consequential damages in connection with the use of the product covered by this warranty.

This warranty extends only to the original consumer purchaser of the product and is not transferable to any subsequent owner of the product regardless of whether the product is transferred during the specified term of the warranty.

This warranty does not extend to products purchased from unauthorized sellers. Etekcitiy's warranty extends only to products purchased from authorized sellers that are subject to Etekcitiy's quality controls and have agreed to follow its quality controls.

All implied warranties are limited to the period of this limited warranty.

This warranty gives you specific legal rights and you may also have other rights which vary from state to state. Some states do not allow the exclusion or limitation of incidental or consequential damages, so the above limitation or exclusion may not apply to you.

If you discover that your product is defective within the specified warranty period, please contact Customer Support via **support@etekcity.com**. **DO NOT** dispose of your product before contacting us. Once our Customer Support Team has approved your request, please return the product with a copy of the invoice and order ID.

Every Etekcity product automatically includes a 2-year warranty. To make the customer support process quick and easy, register your product online at www.etekcity.com/warranty.

This warranty is made by:

Etekcity Corporation
1202 N. Miller St., Suite A
Anaheim, CA 92806

Scan Here to Receive Exclusive News



Your product comes with a 2-year warranty starting from the date of purchase.

1. Scan the QR code or visit etekcity.com/warranty
2. Enter your purchase info to receive exclusive news
3. Learn about our quality customer support and gain easy access to warranty information

Customer Support

If you have any questions or concerns about your new product, please contact our helpful Customer Support Team.

Etekcity Corporation
1202 N. Miller St., Suite A
Anaheim, CA 92806

Support Hours
Mon–Fri, 9:00 am–5:00 pm PST/PDT

Email: support@etekcity.com
Toll-Free: (855) 686-3835

**Please have your invoice and order ID ready before contacting Customer Support.*



Connect with us @Etekcitey

