



CREST


CREST Series

SURFACE-MOUNTED LUMINAIRE

- Round fixture with a microprismatic diffuser is ideal for workstations.
- CREST's innovative technology hides behind its flat and minimalistic design. It integrated multiple installation options and Dimming modes
- The surface mounted and suspended fixture is with loop in & loop out design, installed easily.

CE CB IP20 UGR <19

1 / Installation



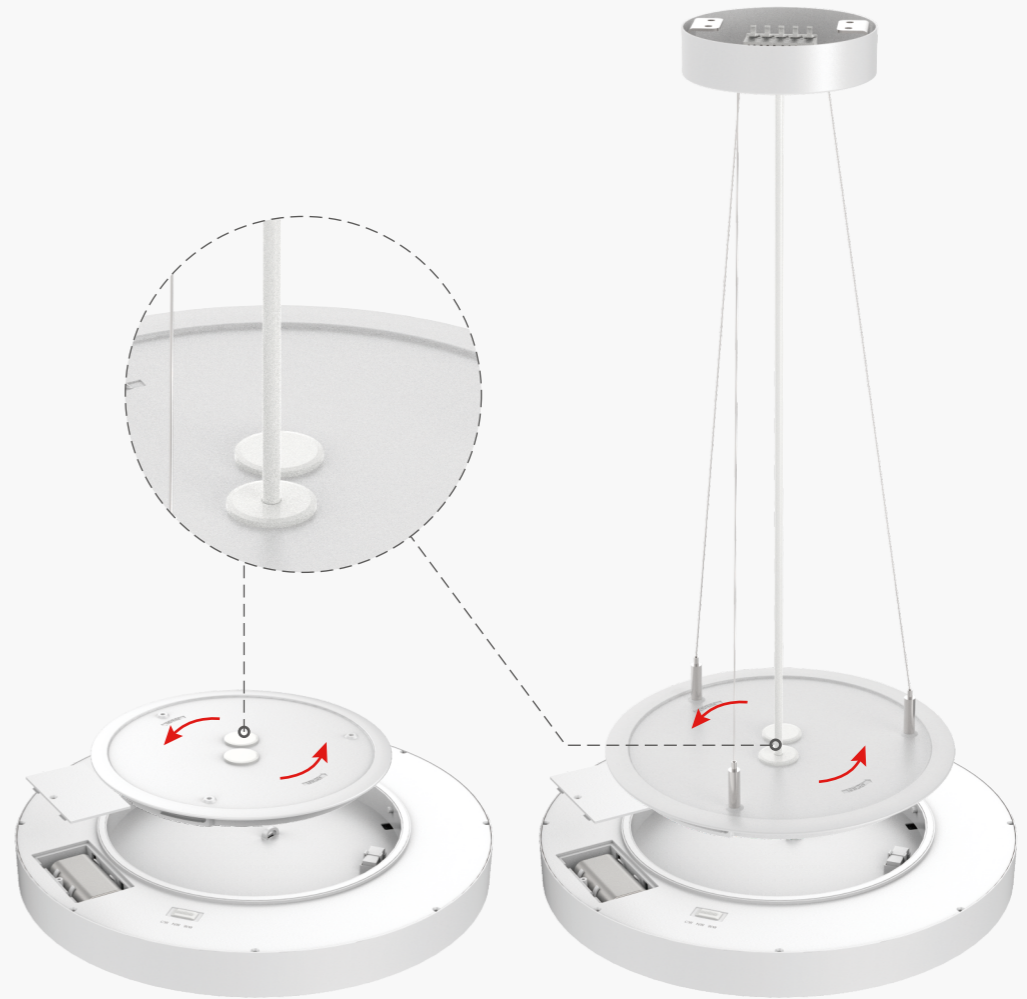
Surface mounted



Suspended

2 / Easy Installation

Twist and lock design
Loop in & loop out wiring design

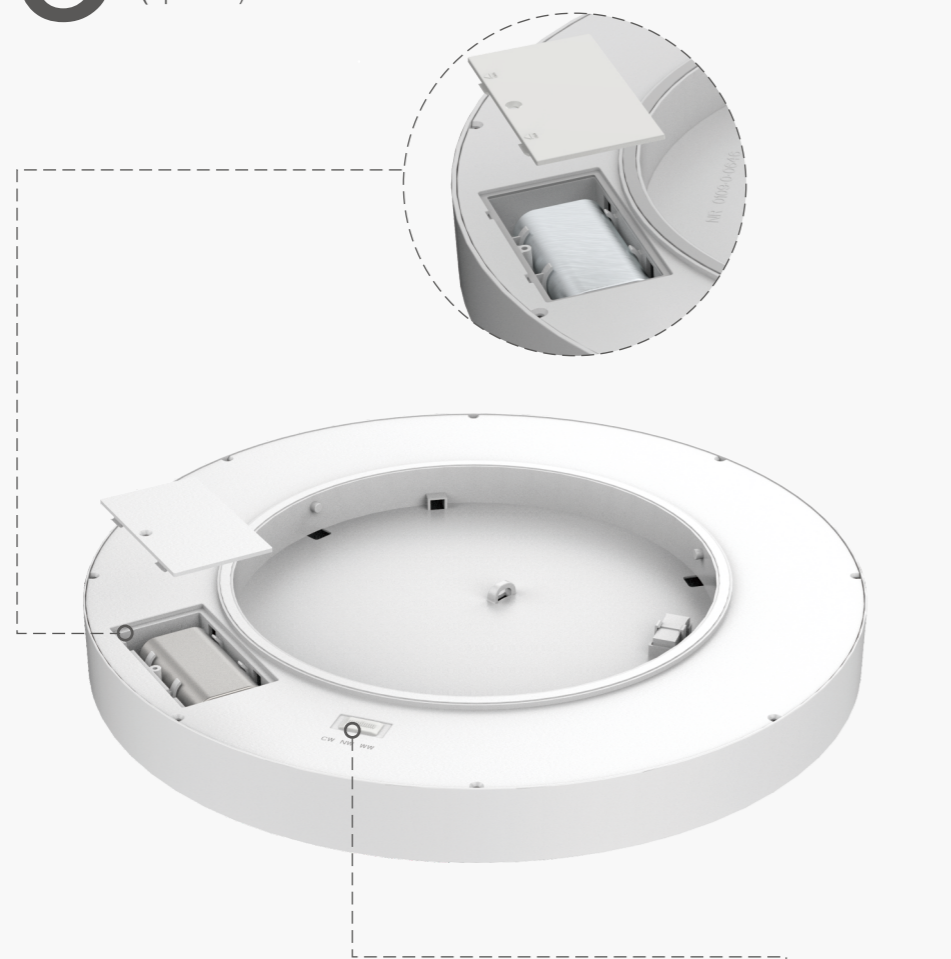


Surface mounted

Suspended

3

Emergency back-up
(optional)



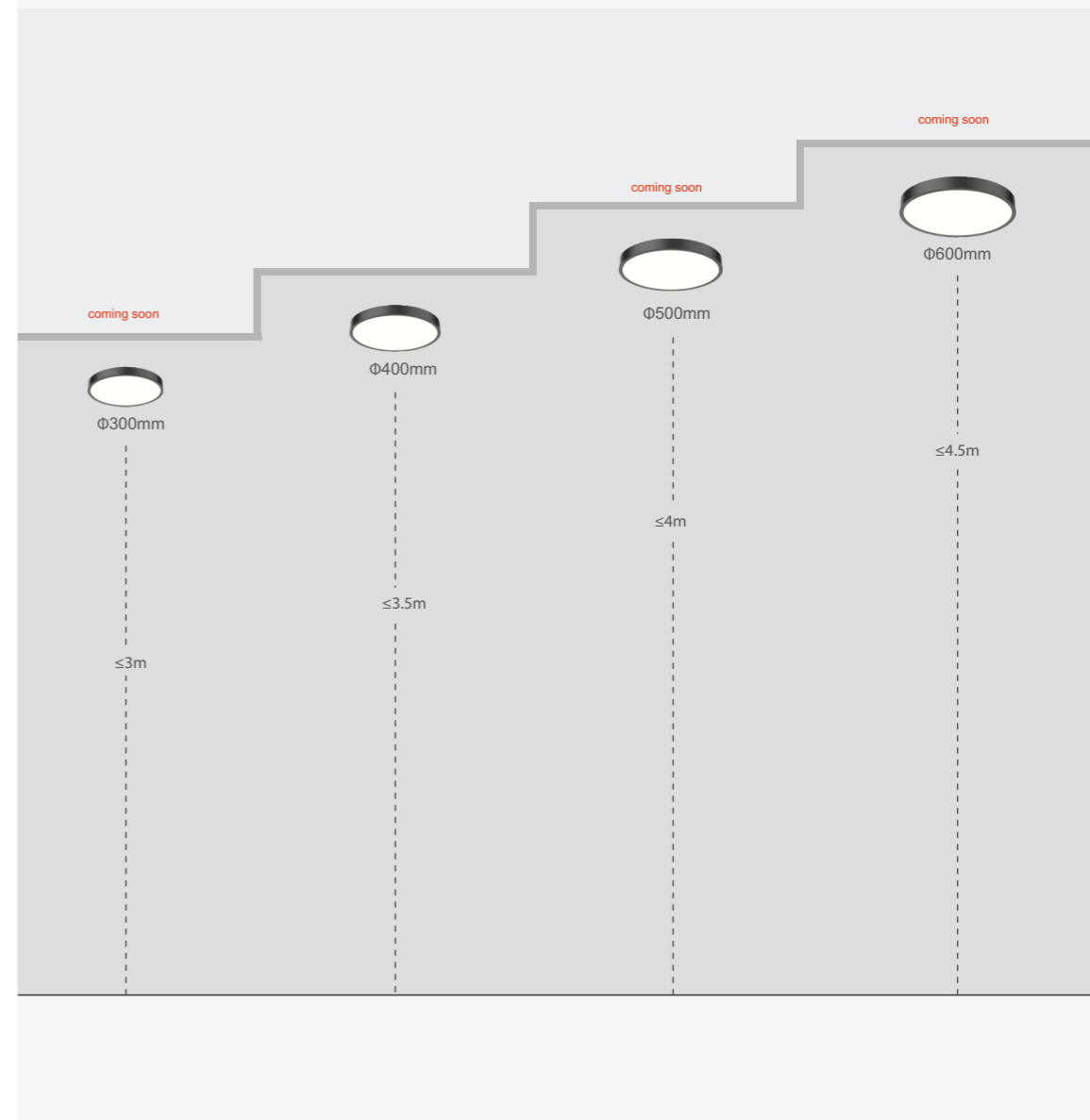
4

CCT Switch Selectable
CCT:3000K/3500K/4000K



5

Size options:
Φ300mm, Φ400mm, Φ500mm, Φ600mm





6 UGR<19
Microprism craftsmanship,
uniform and soft light.

7 Microwave Sensor +CCT



When the ambient light is sufficient, even if the motion is detected, the lights keep off.



With insufficient ambient light if any motion is detected, all the lights switch on at the same time.




After hold time, the master and slave lights switch off when no new motion trigger.

Master-slave Sensor +CCT

The master lights are with blue sign and slave lights are without blue sign.




If the ambient light is sufficient, even if the motion is detected, the lights keep off.



With insufficient ambient light if any motion is detected by the master lights, all the lights switch on at the same time.



After delay time, the master and slave lights dim to a low light level if no new motion trigger.



After hold time, the master and slave lights switch off if no new motion trigger.



Quickinfo

GENERAL

Surface mounted, Suspended
IP 20

LED

COB LED module
3000K,3500K,4000K
CRI>90
Bining < 3-Step MacAdam

ESTIMATED LED LIFETIME

L80 / 50,000h

OPTICAL

Microprism
beam angle 110°

PHYSICAL

aluminium
powder coating

Function

Round fixture with a microprismatic diffuser is ideal for workstations. CREST's innovative technology hides behind its flat and minimalistic design. It integrated multiple installation options and Dimming modes The surface mounted and suspended fixture is with loop in & loop out design, installed easily.

Order options

SYSTEM POWER

18W

COLOUR TEMPERATURE

3000K
3500K
4000K

COLOUR RENDERING INDEX

CRI 90

ELECTRICAL

ON-OFF
DALI
CCT
Bluetooth Dim
Microwave sensor
3H Emergency
Master-Slave sensor

HOUSING



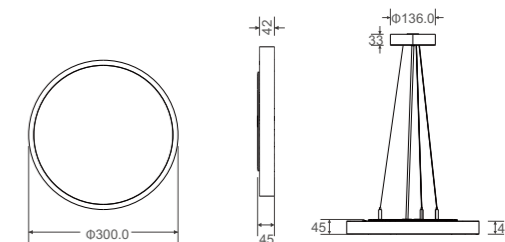
ACCESSORY



Cable Suspension

CREST 300

3000K
(Standard)



Light distribution

Order Options

Surface mounted							
Code (coming soon)	Size	System LM	System W	CRI	CCT	Dimming Type	
CREST300-SM-18W-CCT-F						CCT+ON-OFF	
CREST300-SM-18W-CCT-D						CCT+Dali	
CREST300-SM-18W-CCT-BT		1280Lm			3000K	CCT+Bluetooth	
CREST300-SM-18W-CCT-MW-F	Φ300mm	1380Lm	18W	90	3500K	CCT+Microwave sensor	
CREST300-SM-18W-CCT-3H-F						CCT+3H Emergency+ON-OFF	
CREST300-SM-18W-CCT-3H-D		1480Lm			4000K	CCT+3H Emergency+Dali	
CREST300-SM-18W-CCT-ML						CCT+Master Slave sensor (Master light)	
CREST300-SM-18W-CCT-SL						CCT+Master Slave sensor (Slave light)	
Suspended							
Code (coming soon)	Size	System LM	System W	CRI	CCT	Dimming Type	
CREST300-SUS-18W-CCT-F						CCT+ON-OFF	
CREST300-SUS-18W-CCT-D						CCT+Dali	
CREST300-SUS-18W-CCT-BT		1280Lm			3000K	CCT+Bluetooth	
CREST300-SUS-18W-CCT-MW-F	Φ300mm	1380Lm	18W	90	3500K	CCT+Microwave sensor	
CREST300-SUS-18W-CCT-3H-F						CCT+3H Emergency+ON-OFF	
CREST300-SUS-18W-CCT-3H-D		1480Lm			4000K	CCT+3H Emergency+Dali	
CREST300-SUS-18W-CCT-ML						CCT+Master Slave sensor (Master light)	
CREST300-SUS-18W-CCT-SL						CCT+Master Slave sensor (Slave light)	



Order options

SYSTEM POWER

26W

COLOUR TEMPERATURE

3000K
3500K
4000K


COLOUR RENDERING INDEX

CRI 90

ELECTRICAL

ON-OFF
DALI
CCT
Bluetooth Dim
Microwave sensor
3H Emergency
Master-Slave sensor

HOUSING



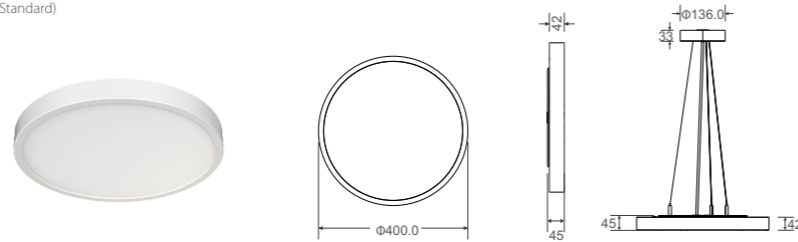
ACCESSORY



Cable Suspension

CREST 400

3000K
(Standard)



Light distribution

Order Options

Surface mounted							
Code	Size	System LM	System W	CRI	CCT	Dimming Type	
CREST400-SM-26W-CCT-F						CCT+ON-OFF	
CREST400-SM-26W-CCT-D						CCT+Dali	
CREST400-SM-26W-CCT-BT		2100Lm			3000K	CCT+Bluetooth	
CREST400-SM-26W-CCT-MW-F						CCT+Microwave sensor	
CREST400-SM-26W-CCT-3H-F	Φ400mm	2200Lm	26W	90	3500K	CCT+3H Emergency+ON-OFF	
CREST400-SM-26W-CCT-3H-D		2300Lm			4000K	CCT+3H Emergency+Dali	
CREST400-SM-26W-CCT-ML						CCT+Master Slave sensor (Master light)	
CREST400-SM-26W-CCT-SL						CCT+Master Slave sensor (Slave light)	

Suspended							
Code	Size	System LM	System W	CRI	CCT	Dimming Type	
CREST400-SUS-26W-CCT-F						CCT+ON-OFF	
CREST400-SUS-26W-CCT-D						CCT+Dali	
CREST400-SUS-26W-CCT-BT		2100Lm			3000K	CCT+Bluetooth	
CREST400-SUS-26W-CCT-MW-F						CCT+Microwave sensor	
CREST400-SUS-26W-CCT-3H-F	Φ400mm	2200Lm	26W	90	3500K	CCT+3H Emergency+ON-OFF	
CREST400-SUS-26W-CCT-3H-D		2300Lm			4000K	CCT+3H Emergency+Dali	
CREST400-SUS-26W-CCT-ML						CCT+Master Slave sensor (Master light)	
CREST400-SUS-26W-CCT-SL						CCT+Master Slave sensor (Slave light)	

Order options

SYSTEM POWER

36W

COLOUR TEMPERATURE

3000K
3500K
4000K

COLOUR RENDERING INDEX

CRI 90

ELECTRICAL

ON-OFF
DALI
CCT
Bluetooth Dim
Microwave sensor
3H Emergency
Master-Slave sensor

HOUSING



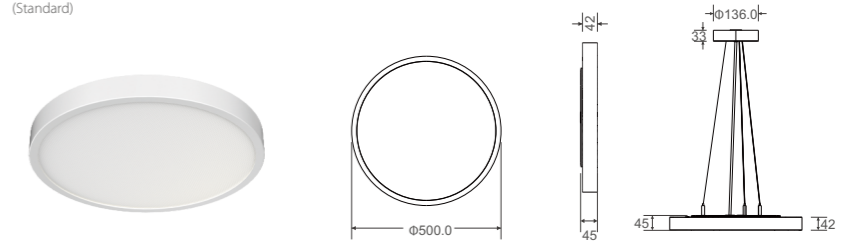
ACCESSORY



Cable Suspension

CREST 500

3000K
(Standard)



Light distribution

Order Options

Surface mounted							
Code (coming soon)	Size	System LM	System W	CRI	CCT	Dimming Type	
CREST500-SM-36W-CCT-F						CCT+ON-OFF	
CREST500-SM-36W-CCT-D						CCT+Dali	
CREST500-SM-36W-CCT-BT		2750Lm			3000K	CCT+Bluetooth	
CREST500-SM-36W-CCT-MW-F						CCT+Microwave sensor	
CREST500-SM-36W-CCT-3H-F	Φ500mm	2850Lm	36W	90	3500K	CCT+3H Emergency+ON-OFF	
CREST500-SM-36W-CCT-3H-D		2950Lm			4000K	CCT+3H Emergency+Dali	
CREST500-SM-36W-CCT-ML						CCT+Master Slave sensor (Master light)	
CREST500-SM-36W-CCT-SL						CCT+Master Slave sensor (Slave light)	

Suspended							
Code (coming soon)	Size	System LM	System W	CRI	CCT	Dimming Type	
CREST500-SUS-36W-CCT-F						CCT+ON-OFF	
CREST500-SUS-36W-CCT-D						CCT+Dali	
CREST500-SUS-36W-CCT-BT		2750Lm			3000K	CCT+Bluetooth	
CREST500-SUS-36W-CCT-MW-F						CCT+Microwave sensor	
CREST500-SUS-36W-CCT-3H-F	Φ500mm	2850Lm	36W	90	3500K	CCT+3H Emergency+ON-OFF	
CREST500-SUS-36W-CCT-3H-D		2950Lm			4000K	CCT+3H Emergency+Dali	
CREST500-SUS-36W-CCT-ML						CCT+Master Slave sensor (Master light)	
CREST500-SUS-36W-CCT-SL						CCT+Master Slave sensor (Slave light)	


Order options
SYSTEM POWER

50W

COLOUR TEMPERATURE


 3000K
 3500K
 4000K

COLOUR RENDERING INDEX

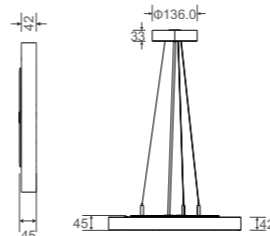
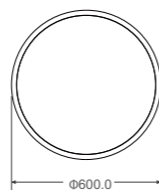
CRI 90

ELECTRICAL

 ON-OFF
 DALI
 CCT
 Bluetooth Dim
 Microwave sensor
 3H Emergency
 Master-Slave sensor

HOUSING

ACCESSORY


Cable Suspension

CREST 600
3000K
 (Standard)

Light distribution
Order Options
Surface mounted

Code (coming soon)	Size	System LM	System W	CRI	CCT	Dimming Type
CREST600-SM-50W-CCT-F						CCT+ON-OFF
CREST600-SM-50W-CCT-D						CCT+Dali
CREST600-SM-50W-CCT-BT		3900Lm			3000K	CCT+Bluetooth
CREST600-SM-50W-CCT-MW-F						CCT+Microwave sensor
CREST600-SM-50W-CCT-3H-F	Φ600mm	4000Lm	50W	90	3500K	CCT+3H Emergency+ON-OFF
CREST600-SM-50W-CCT-3H-D		4100Lm			4000K	CCT+3H Emergency+Dali
CREST600-SM-50W-CCT-ML						CCT+Master Slave sensor (Master light)
CREST600-SM-50W-CCT-SL						CCT+Master Slave sensor (Slave light)

Suspended

Code (coming soon)	Size	System LM	System W	CRI	CCT	Dimming Type
CREST600-SUS-50W-CCT-F						CCT+ON-OFF
CREST600-SUS-50W-CCT-D						CCT+Dali
CREST600-SUS-50W-CCT-BT		3900Lm			3000K	CCT+Bluetooth
CREST600-SUS-50W-CCT-MW-F						CCT+Microwave sensor
CREST600-SUS-50W-CCT-3H-F	Φ600mm	4000Lm	50W	90	3500K	CCT+3H Emergency+ON-OFF
CREST600-SUS-50W-CCT-3H-D		4100Lm			4000K	CCT+3H Emergency+Dali
CREST600-SUS-50W-CCT-ML						CCT+Master Slave sensor (Master light)
CREST600-SUS-50W-CCT-SL						CCT+Master Slave sensor (Slave light)

