

# Carbon Steel Ball Valves

Three-Piece Body • Full Port • Cast ISO Mounting Pad •  
Blowout-Proof Stem • 316 SS Trim • Vented Ball

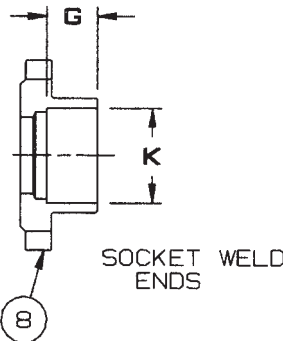
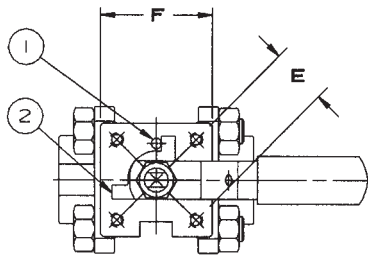
**1000 PSI/69 bar non-shock cold working pressure\***

CONFORMS TO MSS SP-110

## MATERIAL LIST

PART	SPECIFICATION
1. Stop Pin	Stainless Steel ASTM A 276 Type 304
2. Stop Plate	Carbon Steel ASTM A 283
3. Stem	Stainless Steel ASTM A 276 Type 316
4. Handle Nut	Carbon Steel A 283
5. Stem Packing (1 Set)	Carbon Filled PTFE
6. Thrust Washer	Carbon Filled PTFE
7. Cap Bolt (4)	Carbon Steel ASTM A 193 Grade B7
8. Body Ends (2)	Carbon Steel ASTM A 216 Grade WCB
9. Seat (2)	Reinforced PTFE
10. Body	Carbon Steel ASTM A 216 Grade WCB
11. Ball (Vented)	Stainless Steel ASTM A 276 Type 316 or ASTM A 351 Type CF8M
12. Union Seal (2)	Reinforced PTFE
13. Cap Nut (4)	Carbon Steel A 283
14. Threaded Pack Gland	Carbon Steel ASTM A 108 Type 1045
15. Handle	Carbon Steel ASTM A 283

NOTE: valves are static grounded by thrust washer and packing.

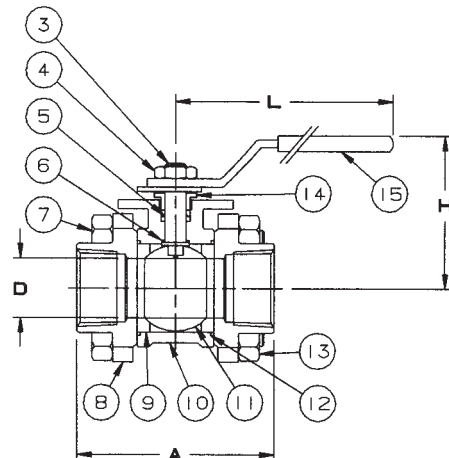


**TM-595-CS-R-66**

Threaded  
ISO Mount Pad

**KM-595-CS-R-66**

Socket Weld (1/2"-2")  
ISO Mount Pad



**TM or KM-595-CS-R-66**  
NPT x NPT or SOC x SOC

## DIMENSIONS—WEIGHTS—QUANTITIES

Size	Dimensions										ISO 5211	TM or KM-595-CS-R-66		Master Ctn. Qty.							
	A	D	E	F	G	K	H	L	Lbs.	Kg.											
1/4	8	2.49	63	.34	9	.71	18	1.42	36	—	—	—	—	2.36	60	4.17	106	F03	1.00	.45	10
3/8	10	2.49	63	.34	9	.71	18	1.42	36	—	—	—	—	2.36	60	4.17	106	F03	1.00	.45	10
1/2	15	2.76	70	.56	14	.71	18	1.42	36	.38	10	.87	22	2.36	60	4.17	106	F03	1.20	.54	10
3/4	20	3.03	77	.83	21	.83	21	1.65	42	.50	13	1.08	27	2.83	72	5.04	128	F04	1.90	.86	10
1	25	3.63	92	1.00	25	.83	21	1.65	42	.50	13	1.34	34	3.07	78	5.04	128	F04	2.90	1.31	8
1 1/4	32	4.14	105	1.25	32	.98	25	1.97	50	.50	13	1.69	43	3.35	85	7.83	199	F05	4.30	1.93	5
1 1/2	40	4.73	120	1.50	38	.98	25	1.97	50	.50	13	1.93	49	3.66	93	7.83	199	F05	6.00	2.70	5
2	50	5.43	138	1.97	50	.98	25	1.97	50	.62	16	2.42	61	4.09	104	7.83	199	F05	9.50	4.28	2

◆ For detailed operating pressure, refer to pressure temperature chart on pages 71 and 72.

Visit our website for the most current information.