

250 PSI WWP UL/FM Butterfly Valves

Fire Protection Valve • Wafer or Lug Style Body • Molded in Seat • Accepts Internal Supervisory Switches • Mates with C.I. Class 125/Steel Class 150 Flanges

250 PSI/17.2 Bar Non-Shock Cold Water

DESIGNED TO COMPLY WITH MSS SP-67 • UL/ULC LISTED • FM APPROVED •
2" - 12" UL/FM LISTED FOR INDOOR AND OUTDOOR SERVICE • APPROVED BY NEW
YORK CITY MEA 90-07-E • CALIFORNIA STATE FIRE MARSHAL
LISTING NO. 7770-1243:104 • U.S. COAST GUARD "Category A"




MATERIAL LIST

PART	SPECIFICATION
1. Stem	Stainless Steel ASTM 582 Type 416
2. Collar Bushing	Brass ASTM B124
3. Upper Bushing	Copper Alloy CDA 122
4. Stem Seal	EPDM
5. Body Seal	EPDM
6. Disc	Ductile Iron ASTM 395 (Nickel Plated)
7. Liner	EPDM
8. Lower Bushing	Copper Alloy CDA 122
9. Nameplate	Aluminum
10. Body	Ductile Iron ASTM A536
11. Gear Operator	Cast Iron and Steel
12. Indicator Flag	Cast Iron
13. Handwheel	Cast Iron



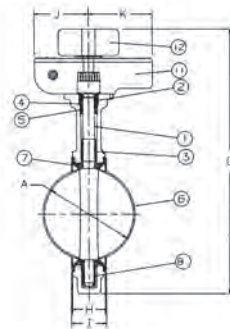
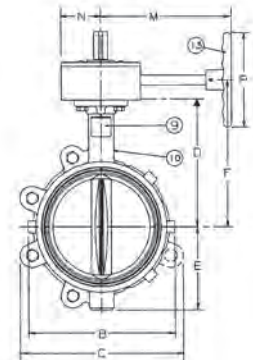
LD-3510-8**
Lug



WD-3510-8**
Wafer
(4" Shown)

**-8 version has two factory mounted internal supervisory switches.
-4 version has no switches.

Note: Wafer body will mate with ANSI or ISO flanges. O.D. of wafer body notched to fit ISO bolt circle.
For dead-end service use lug style (rated 200 PSI for this service).



(10" Shown)

DIMENSIONS—WEIGHTS—QUANTITIES

Size	Dimensions										
	A	B	C	D	E	F	G	H	I	J	
In. mm.	In. mm.	In. mm.	In. mm.	In. mm.	In. mm.	In. mm.	In. mm.	In. mm.	In. mm.	In. mm.	
2	50	2.53 64	4.88 124	4.62 117	5.38 137	2.88 73	6.89 175	12.75 324	1.68 43	1.81 46	2.91 74
2½	65	2.90 74	5.62 143	5.12 130	5.88 149	3.25 83	7.36 187	13.63 346	1.81 46	1.94 49	2.91 74
3	80	3.17 81	6.12 155	5.50 140	6.12 155	3.38 86	7.60 193	14.00 356	1.81 46	1.94 49	2.91 74
4	100	4.17 106	7.00 178	6.25 210	6.88 175	4.00 102	8.39 213	15.38 391	2.06 52	2.19 56	2.91 74
5	125	5.17 131	8.25 210	9.38 238	7.38 187	4.75 121	8.86 225	16.63 422	2.19 56	2.31 59	2.91 74
6	150	6.17 157	9.25 235	10.25 260	8.00 203	5.25 133	9.49 241	17.75 451	2.19 56	2.31 59	2.91 74
8	200	8.17 208	11.62 295	12.38 314	9.25 235	6.50 165	10.75 273	20.25 514	2.38 60	2.50 64	2.91 74
10	250	10.17 258	14.25 362	15.50 394	10.50 267	8.00 203	12.28 312	23.50 597	2.68 69	2.81 71	3.90 99
12	300	12.17 309	16.75 425	18.25 464	12.00 305	9.25 235	13.78 350	26.25 667	3.00 76	3.12 79	3.90 99

Size	Dimensions					No.	Flange/Stud Data				Weight			
	K	M	N	P	Dia		Wafer	Lug	BC	Lug	Wafer			
In. mm.	In. mm.	In. mm.	In. mm.	In. mm.	In. mm.	In. mm.	In. mm.	In. mm.	Lbs.	Kg.	Lbs.	Kg.		
2	50	3.54 90	5.82 148	2.13 54	5.9 150	4	¾ 16	4.00 101	1.25 32	4.75 121	23	11	21	10
2½	65	3.54 90	5.82 148	2.13 54	5.9 150	4	¾ 16	4.25 108	1.50 38	5.50 140	25	11	24	11
3	80	3.54 90	5.82 148	2.13 54	5.9 150	4	¾ 16	4.25 108	1.50 38	6.00 152	26	12	24	11
4	100	3.54 90	5.82 148	2.13 54	5.9 150	8	¾ 16	5.00 127	2.00 51	7.50 191	31	14	27	12
5	125	3.54 90	7.64 194	2.13 54	5.9 150	8	¾ 20	5.25 133	2.00 51	8.50 216	37	17	31	14
6	150	3.54 90	7.64 194	2.13 54	5.9 150	8	¾ 20	5.25 133	2.00 51	9.50 241	40	18	34	15
8	200	3.54 90	7.91 201	2.13 54	9.8 250	8	¾ 20	5.75 146	2.25 57	11.75 298	55	25	49	22
10	250	3.98 101	9.49 241	3.03 77	18.0 457	12	¾ 22	6.25 159	2.50 64	14.25 362	95	43	78	35
12	300	3.98 101	9.49 241	3.03 77	18.0 457	12	¾ 22	6.75 171	2.50 64	17.00 432	123	56	103	47

WARNING: This product can expose you to chemicals including lead, which is known to the State of California to cause cancer and birth defects or other reproductive harm. For more information go to www.P65Warnings.ca.gov.

Visit our website for the most current information.