

ENGLISH

Mammoth Transport Flexy-Trolley

V2

Product code: 70683

Table of contents

| | |
|--|----|
| Warning | 2 |
| Safety Instructions | 2 |
| Return Procedure | 3 |
| Claims..... | 3 |
| Description of the device | 4 |
| Overview | 4 |
| Installation | 6 |
| Included Parts | 6 |
| Set Up and Operation | 7 |
| Installation | 7 |
| Maintenance | 9 |
| Product Specifications | 10 |
| Dimensions | 10 |

Warning



**For your own safety, please read this user manual carefully
before your initial start-up!**

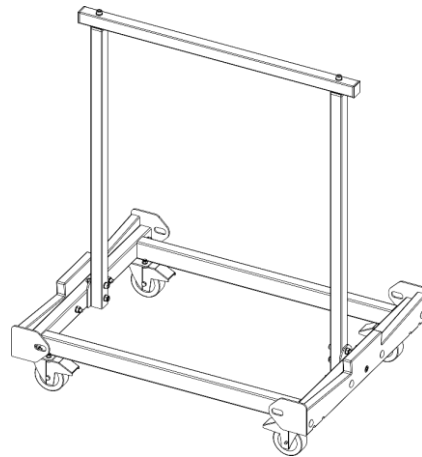


Unpacking Instructions

Immediately upon receiving this product, carefully unpack the carton and check the contents to ensure that all parts are present, and have been received in good condition. Notify the dealer immediately and retain packing material for inspection if any parts appear damaged from shipping or the carton itself shows signs of mishandling. Save the carton and all packing materials. In the event that a fixture must be returned to the factory, it is important that the fixture be returned in the original factory box and packing.

Your shipment includes:

- Showgear Mammoth Transport Flexy-Trolley
- User manual



Safety Instructions

Every person involved with the installation, operation and maintenance of this device has to:

- be qualified
- follow the instructions of this manual

Before the initial start-up, please make sure that there is no damage caused by transportation. Should there be any, consult your dealer and do not use the device.

To maintain perfect condition and to ensure a safe operation, it is absolutely necessary for the user to follow the safety instructions and warning notes contained in this manual.

Please consider that damages caused by manual modifications to the device are not subject to warranty. This device contains no user-serviceable parts. Refer servicing to qualified technicians only.

IMPORTANT:

The manufacturer will not accept liability for any resulting damages caused by the non-observance of this manual or any unauthorized modification to the device.

- Never remove warning or informative labels from the unit.
- Do not shake the device. Avoid brute force when installing or operating the device.
- Only use the device in locations shielded from the elements, especially wind. Strong wind may cause the Transport Trolley to fall.
- Avoid flames and do not put close to flammable liquids or gases.
- Make sure that the device is not exposed to extreme heat, moisture or dust.
- If device was dropped or struck, have a qualified engineer inspect for safety before operating.
- If your Showgear device fails to work properly, discontinue the use immediately. Pack the unit securely (preferably in the original packing material), and return it to your Showgear dealer for service.

- The user is responsible for correct positioning and operating of the Mammoth Transport Flexy-Trolley. The manufacturer will not accept liability for damages caused by the misuse or incorrect installation of this device.
- For adult use only. Device must be installed out of the reach of children. Never leave the unit unattended.
- Repairs and servicing must be carried out by at least 2 qualified technicians.
- WARRANTY: Till one year after date of purchase.

You endanger your own safety and the safety of others!

Improper installation can cause serious injuries and/or damage of property!



Return Procedure



Returned merchandise must be sent prepaid and in the original packing, call tags will not be issued. Package must be clearly labeled with a Return Authorization Number (RMA number). Products returned without an RMA number will be refused. Highlite will not accept the returned goods or any responsibility. Call Highlite 0031-455667723 or mail aftersales@highlite.com and request an RMA prior to shipping the fixture. Be prepared to provide the model number, serial number and a brief description of the cause for the return. Be sure to properly pack fixture, any shipping damage resulting from inadequate packaging is the customer's responsibility. Highlite reserves the right to use its own discretion to repair or replace product(s). As a suggestion, proper UPS packing or double-boxing is always a safe method to use.

Note: If you are given an RMA number, please include the following information on a piece of paper inside the box:

- 01) Your name
- 02) Your address
- 03) Your phone number
- 04) A brief description of the symptoms

Claims

The client has the obligation to check the delivered goods immediately upon delivery for any shortcomings and/or visible defects, or perform this check after our announcement that the goods are at their disposal. Damage incurred in shipping is the responsibility of the shipper; therefore the damage must be reported to the carrier upon receipt of merchandise.

It is the customer's responsibility to report and submit claims with the shipper in the event that a fixture is damaged due to shipping. Transportation damage has to be reported to us within one day after receipt of the delivery.

Any return shipment has to be made post-paid at all times. Return shipments must be accompanied with a letter defining the reason for return shipment. Non-prepaid return shipments will be refused, unless agreed otherwise in writing.

Complaints against us must be prepared in writing or sent by fax within 10 working days after receipt of the invoice. After this period complaints will not be handled anymore.

Complaints will only then be considered if the client has so far complied with all parts of the agreement, regardless of the agreement from which the obligation is resulting.

Description of the device

Features

Build your stage by using our Mammoth Stage for the regular venues or our Mammoth Dex for the more demanding events. These accessories can be used for either system but please note the following: Mammoth Stage and Mammoth Dex are not compatible, due to the different aluminum profile

- Suitable for 6 pcs Mammoth Dex or 8 pcs Mammoth Stage
- Both 2x1m and 1x1m will fit perfectly on the trolley
- Dimensions: 1050 x 800 x 1200 mm
- Flexy-Trolley is not fully assembled

Overview

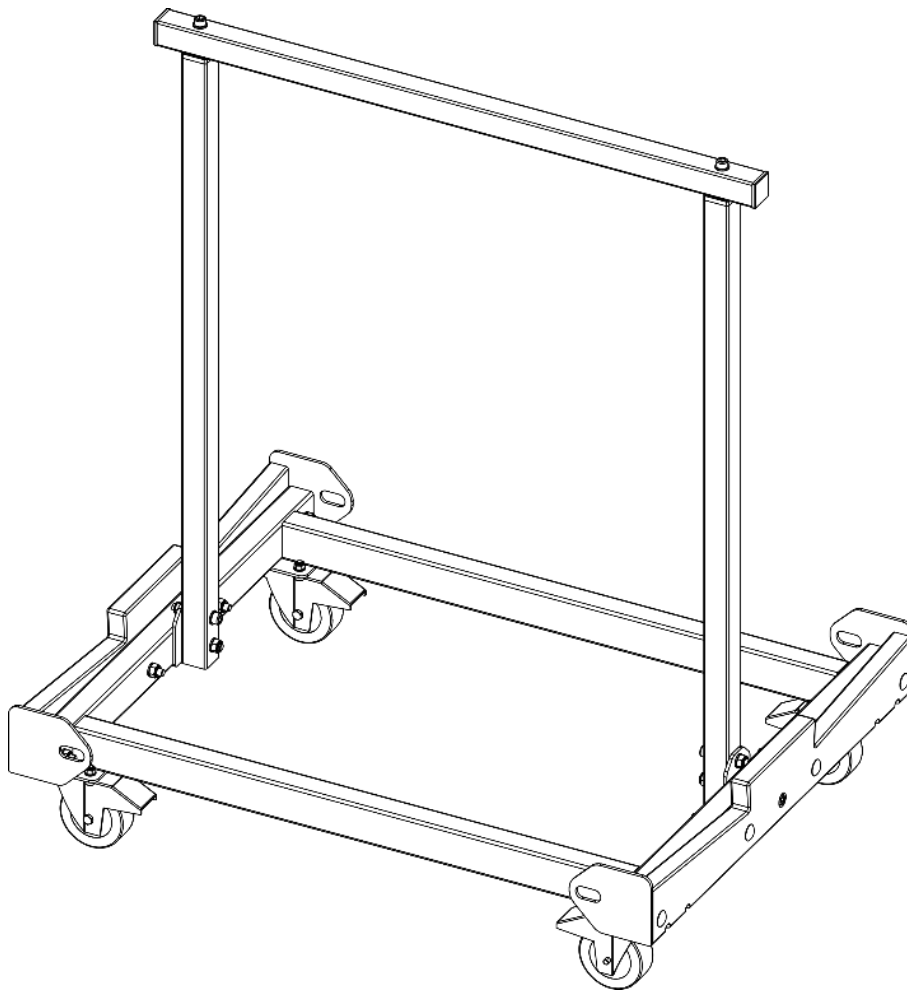


Fig. 01

Mammoth Transport suitable for:

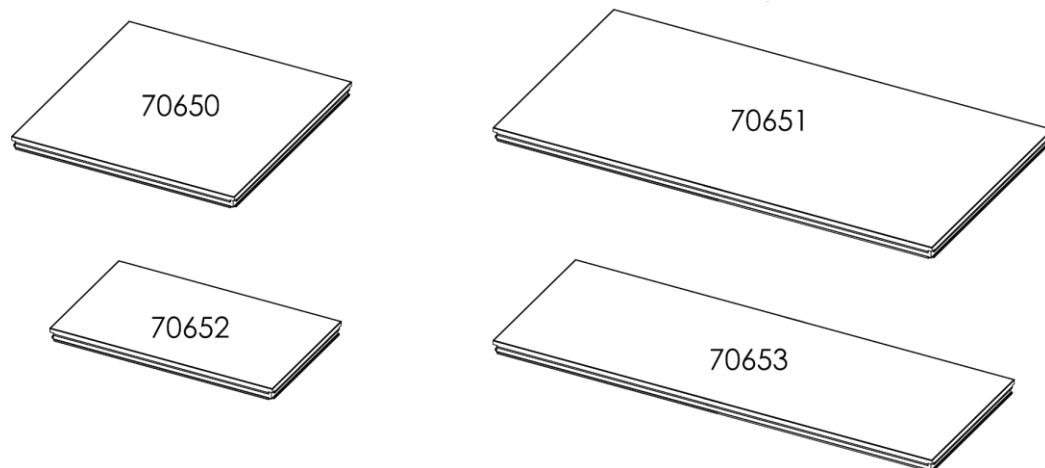
Mammoth Dex stage decks

[70650](#) – Mammoth Dex 100 x 100 cm

[70651](#) – Mammoth Dex 200 x 100 cm

[70652](#) – Mammoth Dex 100 x 50 cm

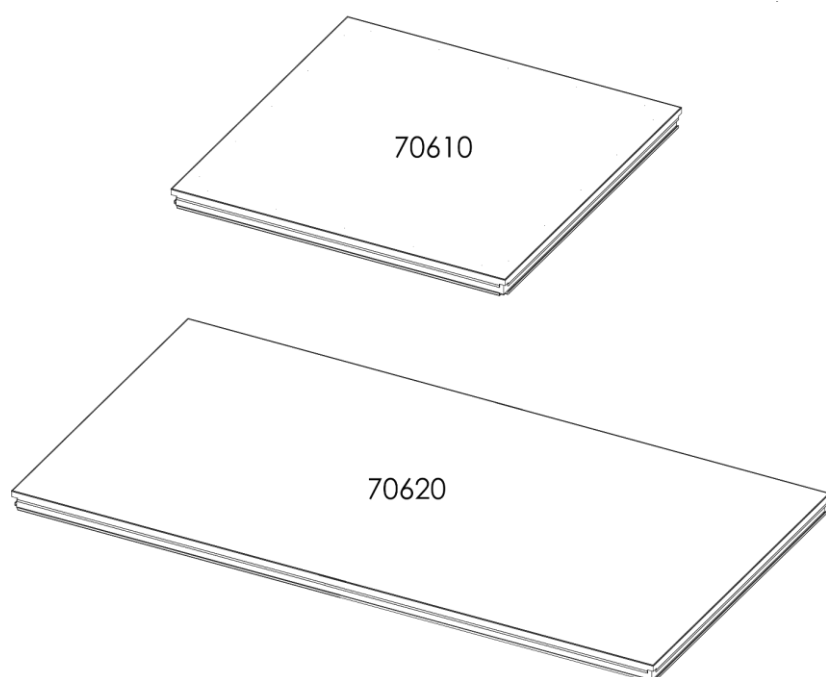
[70653](#) – Mammoth Dex 200 x 50 cm



Mammoth Stage

[70610](#) – Mammoth Stage Deck 1 x 1 m

[70620](#) – Mammoth Stage Deck 2 x 1 m



Installation

Remove all packing materials from the Mammoth Transport Flexy-Trolley. Check if all foam and plastic padding is removed.

Damages caused by non-observance are not subject to warranty.

Included Parts

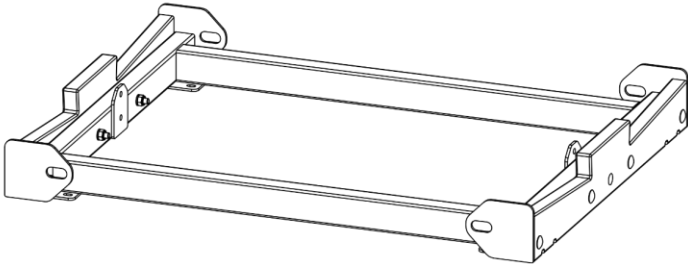








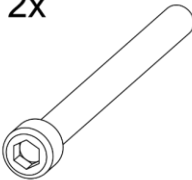
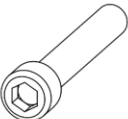


| | | | |
|--|--|--|--|
| A 1x  | | | |
| B 4x  | C 8x  | D 16x  | |
| E 24x  | F 8x  | G 8x  | |
| H 2x  | | I 1x  | |
| J 2x  | K 4x  | L 10x  | M 4x  |

Fig. 02

Set Up and Operation

Follow the directions below, to assemble your Mammoth Transport Flexy-Trolley.

Installation

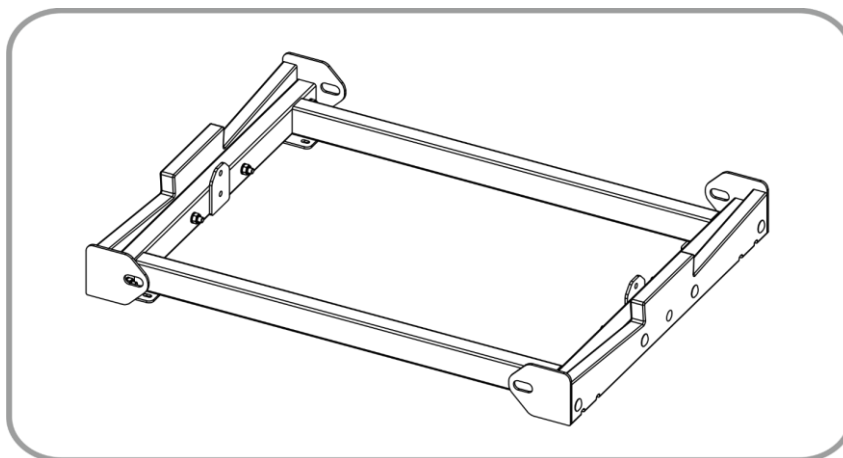


Fig. 03

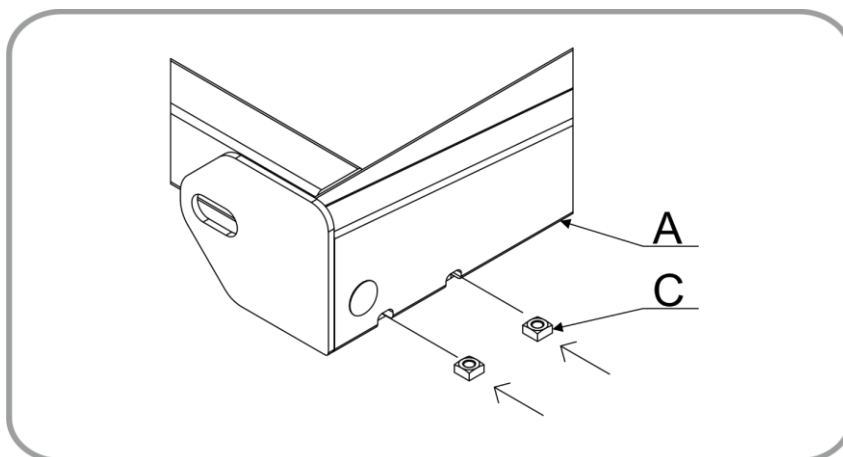


Fig. 04

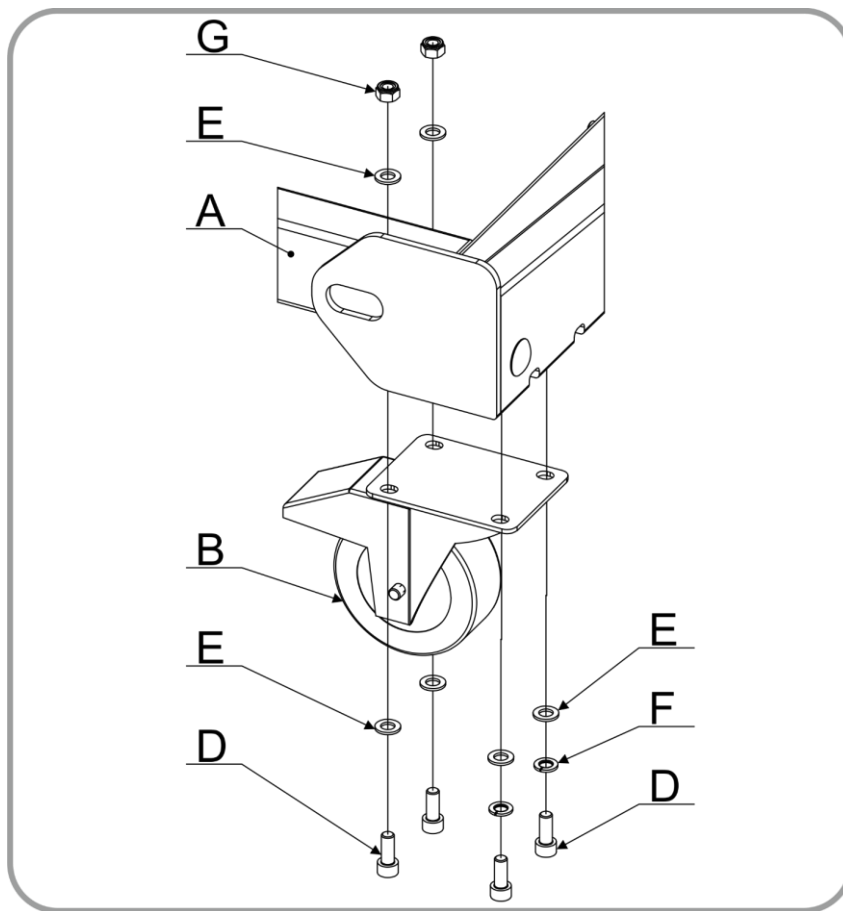


Fig. 05

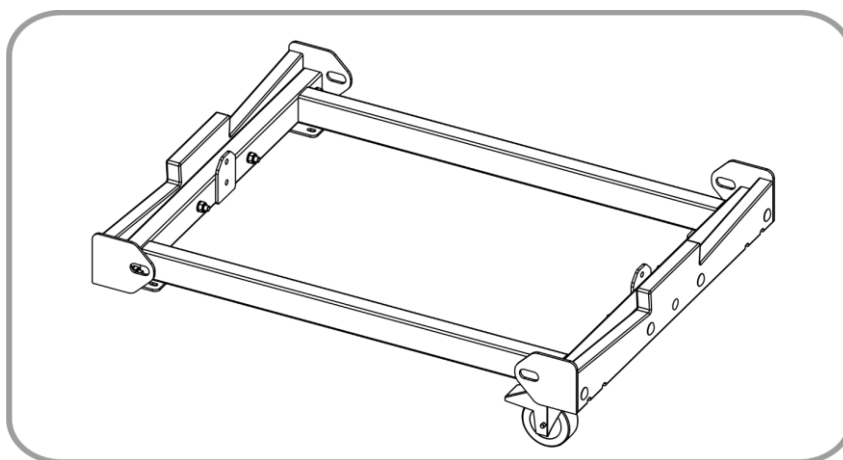


Fig. 06

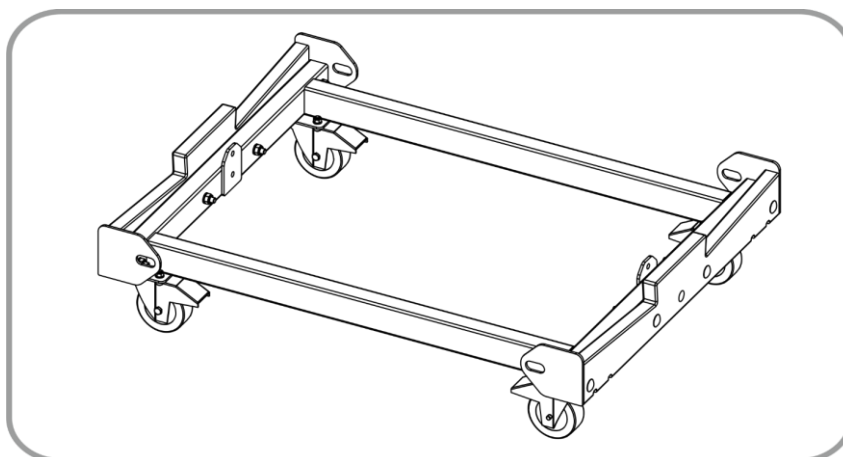


Fig. 07

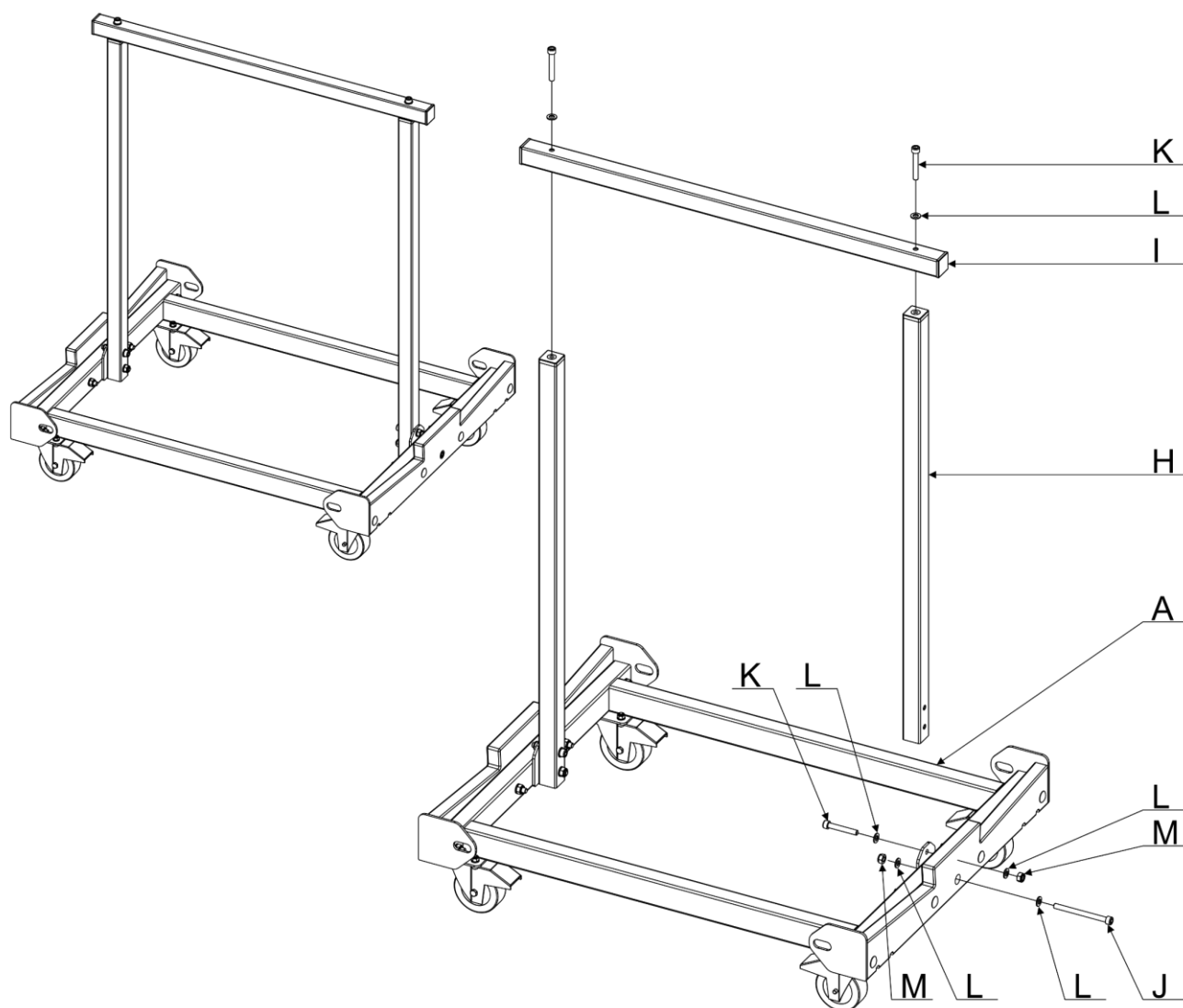


Fig. 08

Maintenance

The user has to make sure that safety-related installations are to be inspected by an expert after every year in the course of an acceptance test.

The user has to make sure that safety-related installations are to be inspected by a skilled person once a year.

The following points have to be considered during the inspection:

- 01) All screws used for installing the device or parts of the device have to be tightly connected and must not be corroded.
- 02) There may not be any deformations on housings, fixations and installation spots.
- 03) Mechanically moving parts like axles, eyes and others may not show any traces of wearing.
- 04) The electric power supply cables must not show any damages or material fatigue.

Product Specifications

Build your stage by using our Mammoth Stage for the regular venues or our Mammoth Dex for the more demanding events.

Mammoth Stage and Mammoth Dex are not interchangeable compatible, due to the different aluminium profile

- Suitable for 6 pcs Mammoth Dex or 8 pcs Mammoth Stage
- Both 2x1m and 1x1m will fit perfectly on the trolley
- Dimensions: 1050 x 800 x 1200 mm
- Flexy-Trolley is not fully assembled

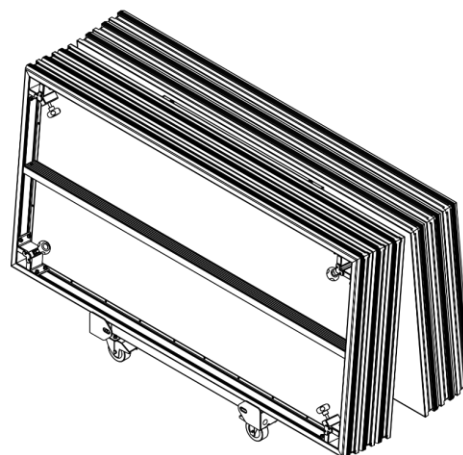

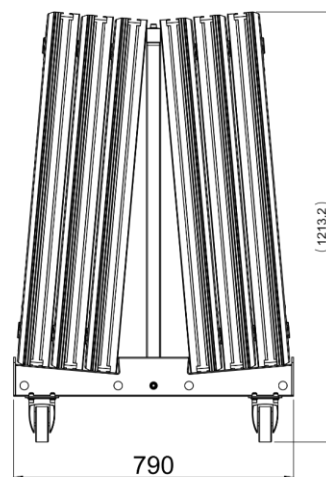
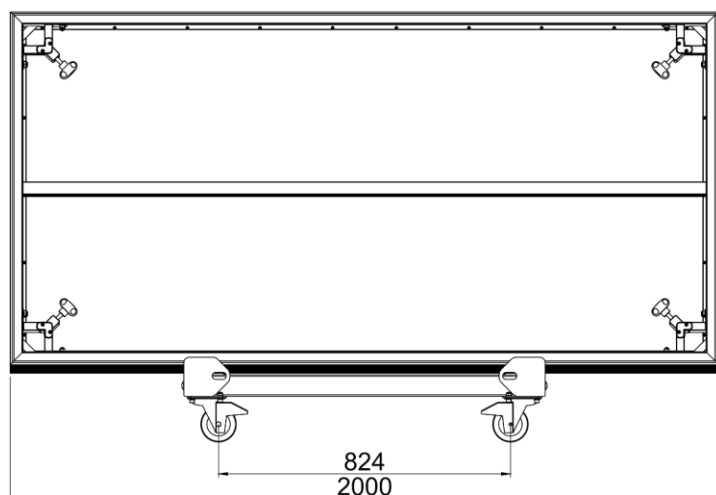
Design and product specifications are subject to change without prior notice.

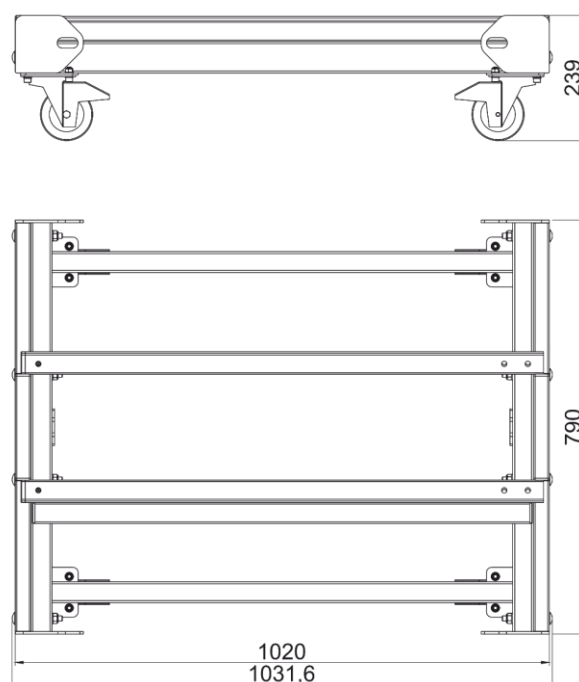
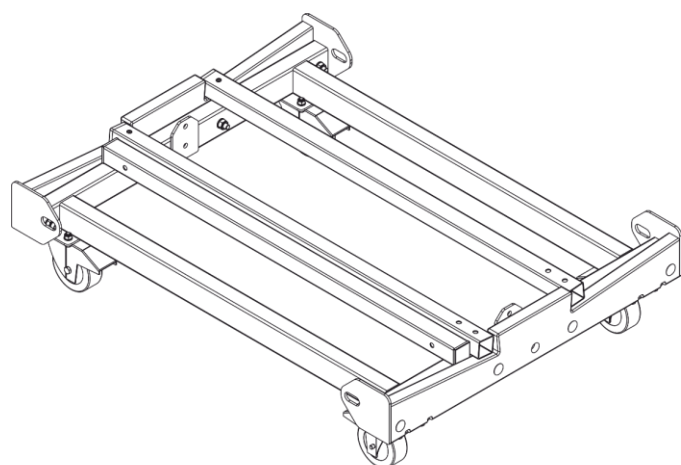
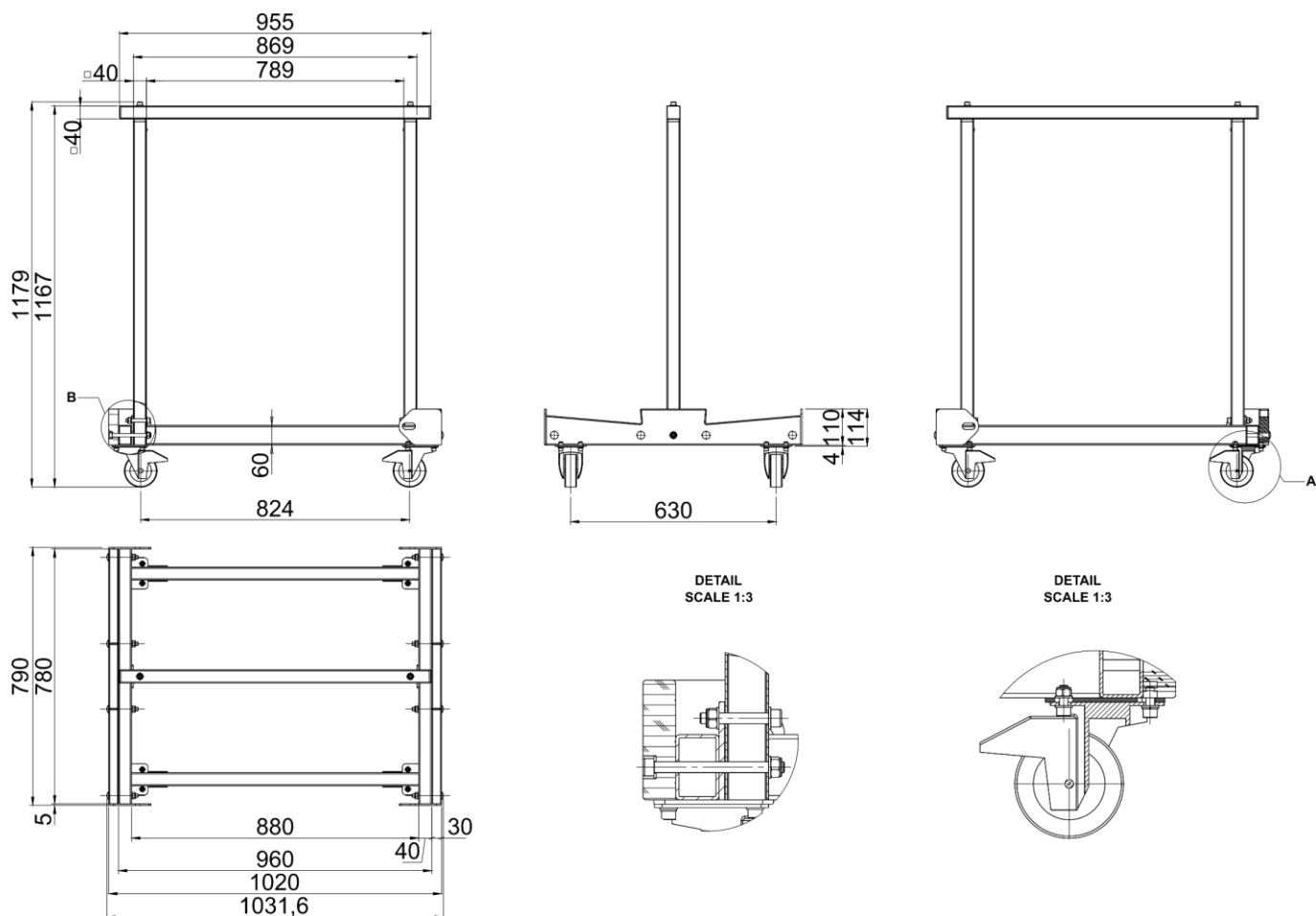


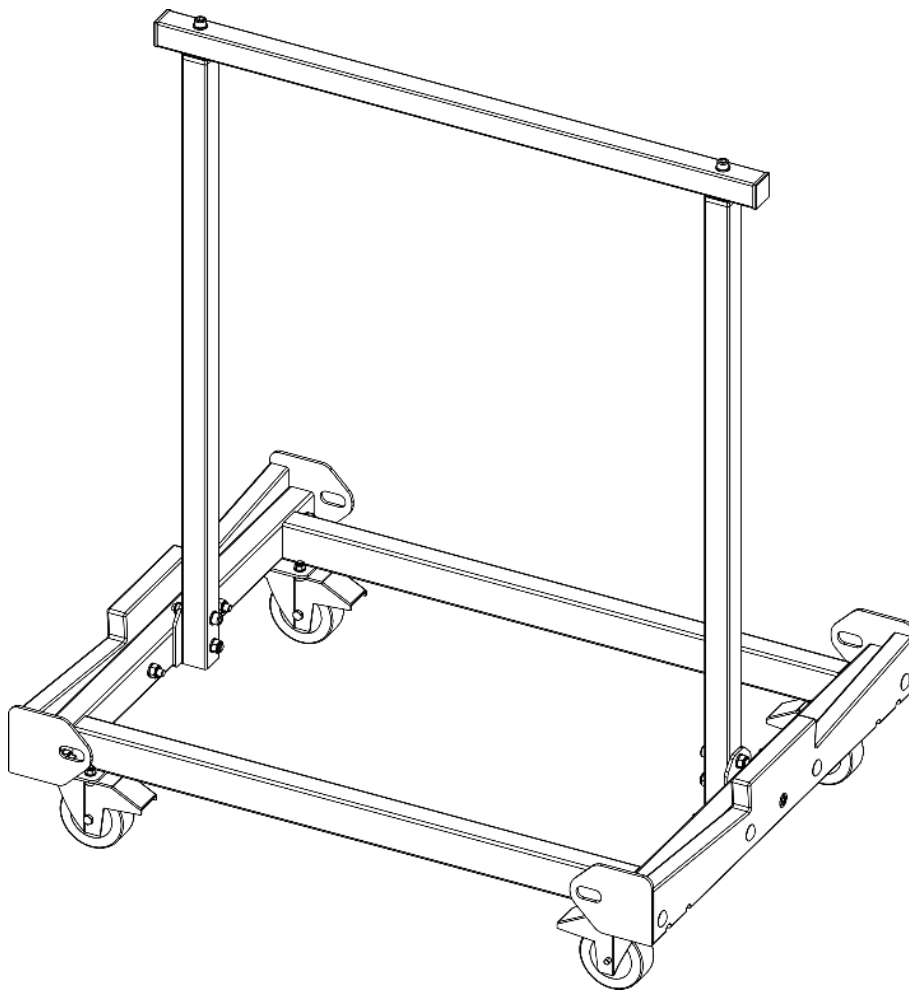
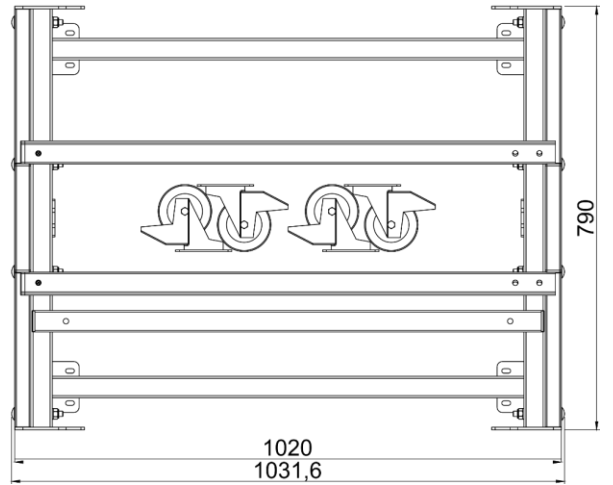
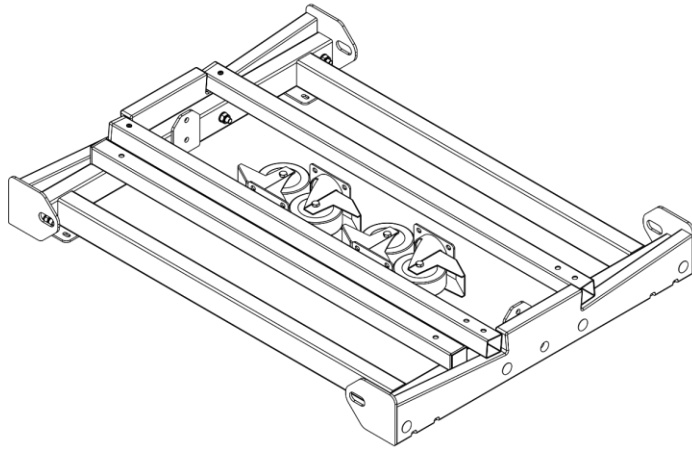
Website: www.Showgear.info/

Email: service@highlite.com

Dimensions









©2021 Showgear