PHOTOMETRICS REPORT

MAVERICK STORM 1SPOT

CHAUVET PROFESSIONAL

Table of Contents

1. **Testing Process** 1
2. **Photometric Reports** 2
   - **Full Flood – Full Power** 2
     - Report Summary 2
     - Overall Measurement 2
     - Beam Details 3
     - Polar Diagrams 4
   - **Full Flood with CTO Filter – Full Power** 5
     - Report Summary 5
     - Overall Measurement 5
     - Beam Details 6
     - Polar Diagrams 7
   - **Full Spot – Full Power** 8
     - Report Summary 8
     - Overall Measurement 8
     - Beam Details 9
     - Polar Diagrams 10
   - **Full Spot with CTO Filter – Full Power** 11
     - Report Summary 11
     - Overall Measurement 11
     - Beam Details 12
     - Polar Diagrams 13
   - **50% Zoom – Full Power** 14
     - Report Summary 14
     - Overall Measurement 14
     - Beam Details 15
     - Polar Diagrams 16

50% Zoom with CTO Filter – Full Power 17
Report Summary 17
Overall Measurement 17
Beam Details 18
Polar Diagrams 19
3. Chromaticity Reports 20
Full Flood – Full Power 20
Report Summary 20
Chromaticity 21
TM-30-18 Details 22
Full Flood with CTO Filter – Full Power 23
Report Summary 23
Chromaticity 24
TM-30-18 Details 25
Full Spot – Full Power 26
Report Summary 26
Chromaticity 27
TM-30-18 Details 28
Full Spot with CTO Filter – Full Power 29
Report Summary 29
Chromaticity 30
TM-30-18 Details 31
50% Zoom – Full Power 32
Report Summary 32
Chromaticity 33
TM-30-18 Details 34
50% Zoom with CTO Filter – Full Power 35
Report Summary 35
Chromaticity 36
TM-30-18 Details 37
4. Contact Us 38

Testing Process

Total Illuminance Measurements

Illuminance is measured using the Viso Systems LabSpion®, which takes multiple measurements across a light beam to calculate the total delivered lumens, beam, and field of a product. These values can be described as the empirical output of the product as it projects from the lens or lenses. All photometric data contained in this report are obtained from the actual illuminance of the tested Chauvet light source and are never theoretical values derived from calculations.

Testing Lab Equipment and Process

The Chauvet headquarters in Sunrise, Florida has a climate- and light-controlled photometric testing laboratory where Chauvet products are analyzed and photometric data are measured using the Viso Systems LabSpion® light measurement solution.

This system includes a spectrometer sensor, which measures the precise light and color output of the fixture, and a two-axis goniometer, which rotates the product to allow for multi-angle and multi-directional measurement. The Viso Light Inspector software then collects and summarizes the data. From the data gathered, the software can also measure the beam and field angles, accurate color temperature, color quality, and illuminance at multiple distances. The custom-built, Chauvet-specific template presents this information in the photometric and chromaticity reports that follow.

IES (Illuminating Engineering Society) files, an industry-standard file format, are also generated from each test for easy distribution of photometric data.

Several light meters are also used for specific products or to recheck for precision. Accuracy is verified using one or more of the devices listed below:

- Sekonic SpectroMaster C-700-U
- EXTECH HD450 Datalogging Heavy Duty Light Meter
- Asensetek Essence Lighting Passport

To ensure accurate measurements in every photometric or chromaticity test, Chauvet routinely calibrates the LabSpion® system every six months as recommended by Viso Systems.

Photometric Report

Maverick Storm 1 Spot: Full Flood, Full Power

Report Summary

Output

Total Lumens: 14602 lm
Peak Intensity: 38199 cd
Illuminance @ 5m: 1528 lux
Fixture Efficacy: 21 lm/W

Optical

Horizontal Beam Angle (50%): 41.9°
Vertical Beam Angle (50%): 41.9°
Horizontal Field Angle (10%): 47.8°
Vertical Field Angle (10%): 47.8°
Horizontal Cutoff Angle (3%): 51°
Vertical Cutoff Angle (3%): 51°

Conditions

AC Supply: 120 V, 0 Hz
Power: 682.8 W
Current: 5.69 A
Power Factor: 1.0

This data sheet conforms to American National Standard E1.9 – 2007 (R2017). All data was measured and calculated by a Viso Systems LabSpion Goniometer at the Chauvet PD Optics Laboratory in Sunrise, FL on 8/22/2019 to LM-63-2002 Standards.

Overall Measurement

Angular Beam Distribution

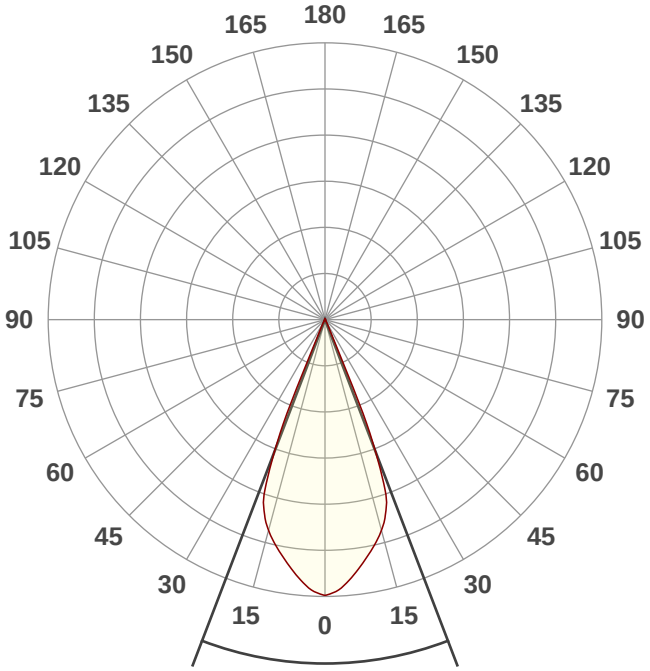

Beam Angle **41.9°**

Spectral Distribution

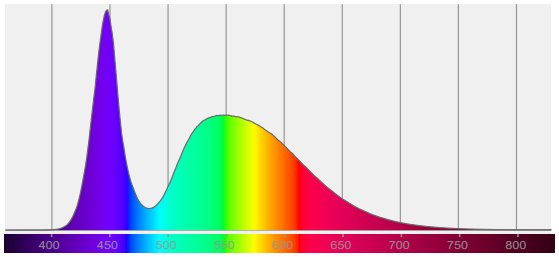

CIE 1931

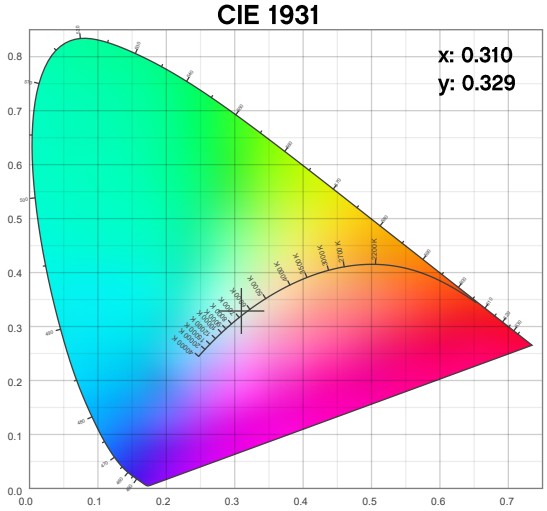

© 2020 Chauvet & Sons, LLC. All rights reserved
All product specifications, measurements and dimensions are subject to change without notice

Photometric Report

Maverick Storm 1 Spot: Full Flood, Full Power

Beam Details

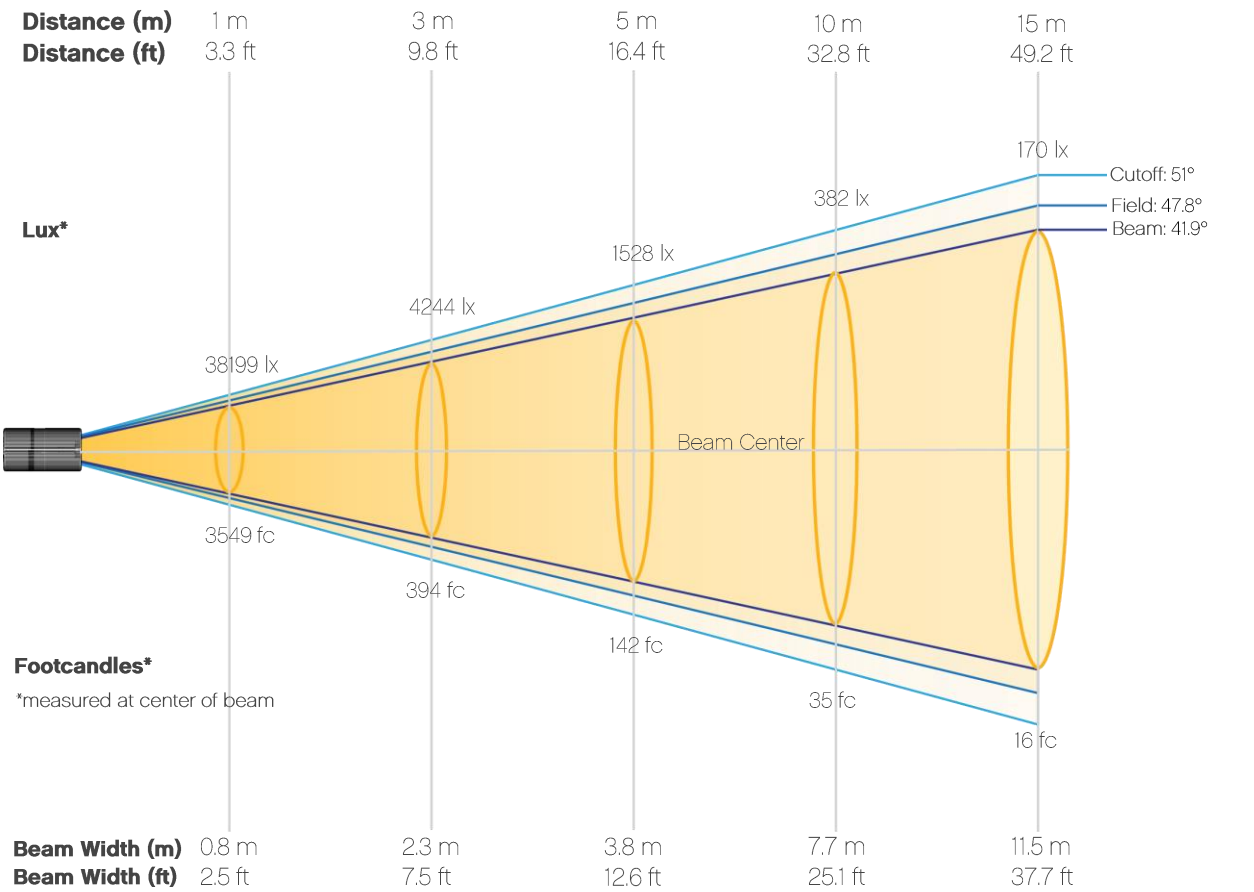

Beam Iluminances from 1-20m (3.3-65.6ft)

Distance	1m	2m	3m	4m	5m	6m	7m	8m	9m	10m
Lux	38199	9550	4244	2387	1528	1061	780	597	472	382
Distance	**11m**	**12m**	**13m**	**14m**	**15m**	**16m**	**17m**	**18m**	**19m**	**20m**
Lux	316	265	226	195	170	149	132	118	106	95
Distance	**3.3ft**	**6.6ft**	**9.8ft**	**13.1ft**	**16.4ft**	**19.7ft**	**23ft**	**26.2ft**	**29.5ft**	**32.8ft**
FC	3549	887	394	222	142	99	72	55	44	35
Distance	**36.1ft**	**39.4ft**	**42.7ft**	**45.9ft**	**49.2ft**	**52.5ft**	**55.8ft**	**59.1ft**	**62.3ft**	**65.6ft**
FC	29	25	21	18	16	14	12	11	10	9

© 2020 Chauvet & Sons, LLC. All rights reserved
All product specifications, measurements and dimensions are subject to change without notice

Photometric Report

Maverick Storm 1 Spot: Full Flood, Full Power

Candela Plot

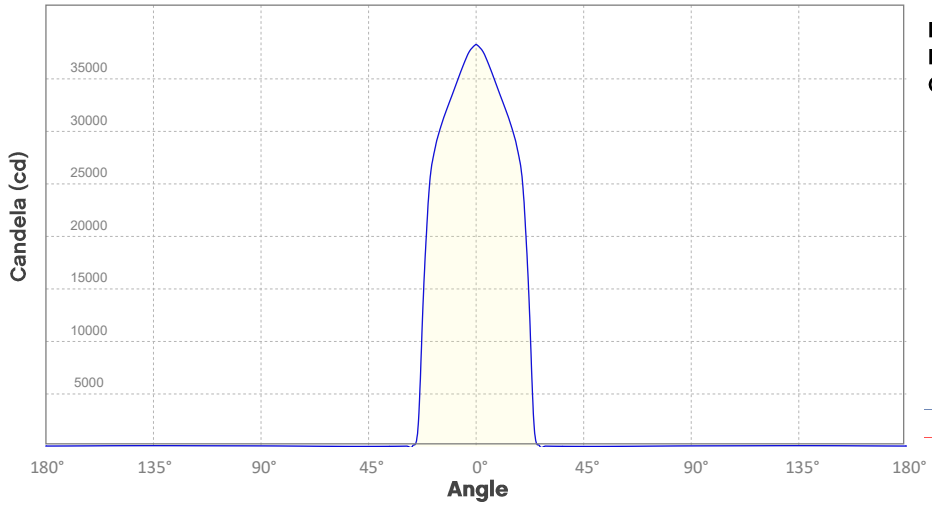

Beam Angle (50%): 41.9°
Field Angle (10%): 47.8°
Cutoff Angle (3%): 51°

Horizontal Distribution
Vertical Distribution

Polar Diagrams

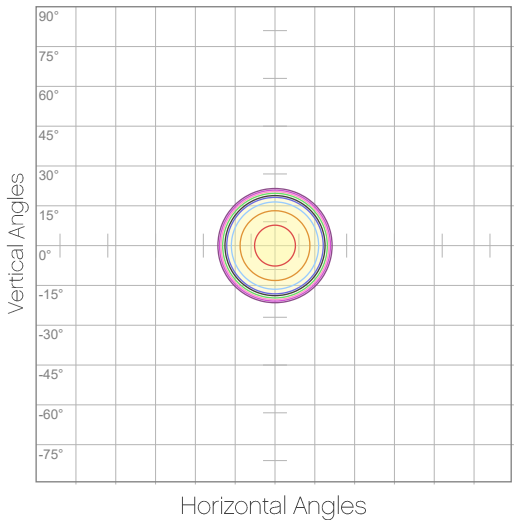

iso-candela Diagram

10%	3820 cd
20%	7640 cd
30%	11460 cd
40%	15280 cd
50%	19100 cd
60%	22919 cd
70%	26739 cd
80%	30559 cd
90%	34379 cd

Conditions:
Number of c-planes: 2
Candela at center: 38199 cd

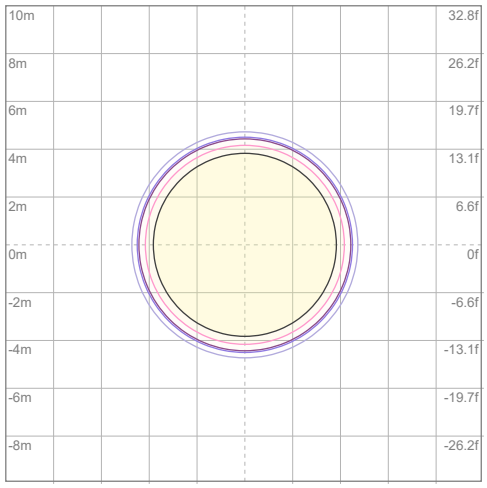

iso-illuminance Diagram

3%	11.5 lx
5%	19.1 lx
10%	38.2 lx
30%	115 lx
50%	191 lx

Conditions:
Number of c-planes: 2
Lux at center: 382 lx

Lux distribution on a surface when lamp is mounted at 10 meters from the surface.

Mounting height: 10 meters / 33 feet

© 2020 Chauvet & Sons, LLC. All rights reserved
All product specifications, measurements and dimensions are subject to change without notice

Photometric Report

Maverick Storm 1 Spot: Full Flood w/ CTO Filter, Full Power

Report Summary

Output
Total Lumens: 5591 lm
Peak Intensity: 14439 cd
Illuminance @ 5m: 578 lux
Fixture Efficacy: 8 lm/W

Optical
Horizontal Beam Angle (50%): 42.1°
Vertical Beam Angle (50%): 42.1°
Horizontal Field Angle (10%): 47.9°
Vertical Field Angle (10%): 47.9°
Horizontal Cutoff Angle (3%): 51.1°
Vertical Cutoff Angle (3%): 51.1°

Conditions
AC Supply: 120 V, 0 Hz
Power: 682.8 W
Current: 5.69 A
Power Factor: 1.0

This data sheet conforms to American National Standard E1.9 – 2007 (R2017). All data was measured and calculated by a Viso Systems LabSpion Goniometer at the Chauvet PD Optics Laboratory in Sunrise, FL on 8/22/2019 to LM-63-2002 Standards.

Overall Measurement

Angular Beam Distribution

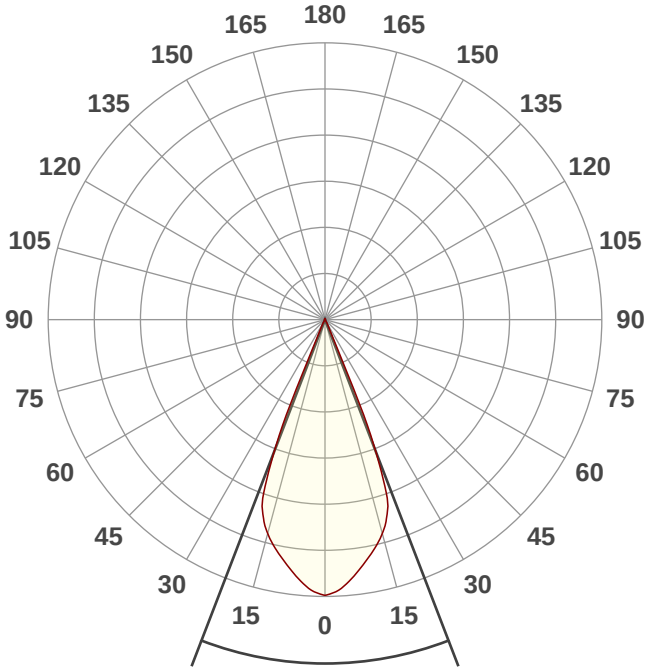

Beam Angle **42.1°**

Spectral Distribution

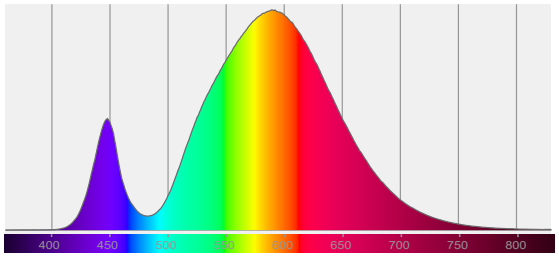

CIE 1931

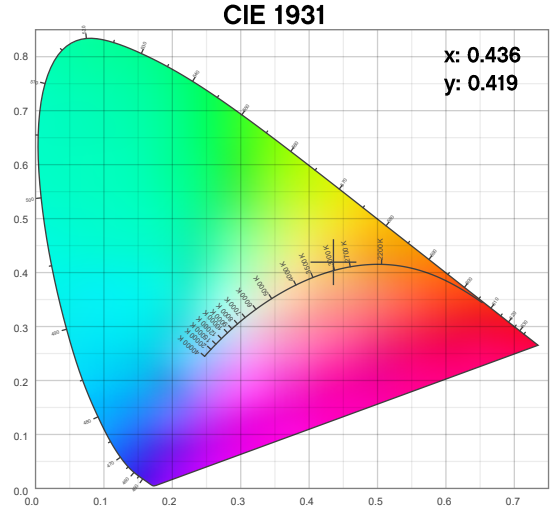

© 2020 Chauvet & Sons, LLC. All rights reserved
All product specifications, measurements and dimensions are subject to change without notice

Photometric Report

Maverick Storm 1 Spot: Full Flood w/ CTO Filter, Full Power

Beam Details

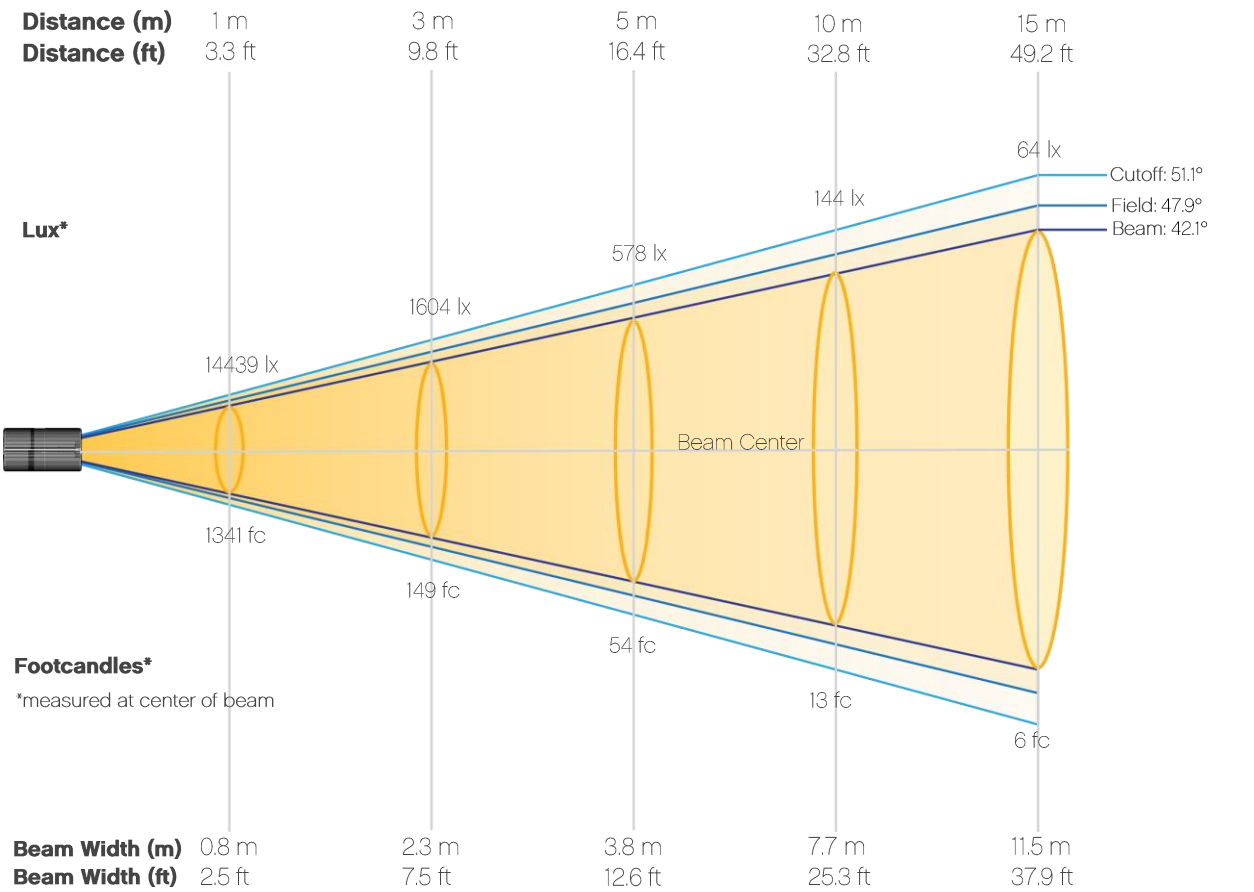

Beam Iluminances from 1-20m (3.3-65.6ft)

Distance	1m	2m	3m	4m	5m	6m	7m	8m	9m	10m
Lux	14439	3610	1604	902	578	401	295	226	178	144
Distance	**11m**	**12m**	**13m**	**14m**	**15m**	**16m**	**17m**	**18m**	**19m**	**20m**
Lux	119	100	85	74	64	56	50	45	40	36
Distance	**3.3ft**	**6.6ft**	**9.8ft**	**13.1ft**	**16.4ft**	**19.7ft**	**23ft**	**26.2ft**	**29.5ft**	**32.8ft**
FC	1341	335	149	84	54	37	27	21	17	13
Distance	**36.1ft**	**39.4ft**	**42.7ft**	**45.9ft**	**49.2ft**	**52.5ft**	**55.8ft**	**59.1ft**	**62.3ft**	**65.6ft**
FC	11	9	8	7	6	5	5	4	4	3

© 2020 Chauvet & Sons, LLC. All rights reserved
All product specifications, measurements and dimensions are subject to change without notice

Photometric Report

Maverick Storm 1 Spot: Full Flood w/ CTO Filter, Full Power

Candela Plot

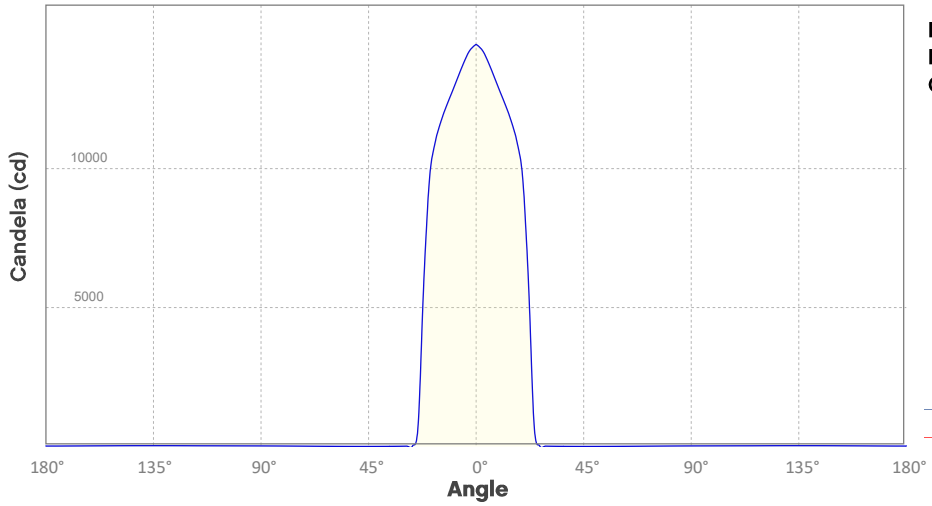

Beam Angle (50%): 42.1°
Field Angle (10%): 47.9°
Cutoff Angle (3%): 51.1°

Horizontal Distribution
Vertical Distribution

Polar Diagrams

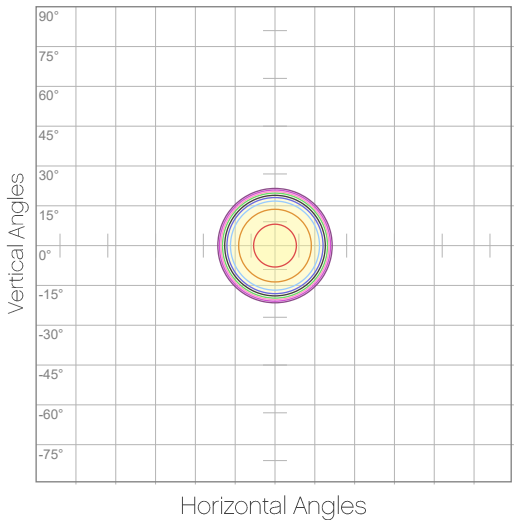

iso-candela Diagram

10%	1444 cd
20%	2888 cd
30%	4332 cd
40%	5775 cd
50%	7219 cd
60%	8663 cd
70%	10107 cd
80%	11551 cd
90%	12995 cd

Conditions:
Number of c-planes: 2
Candela at center: 14439 cd

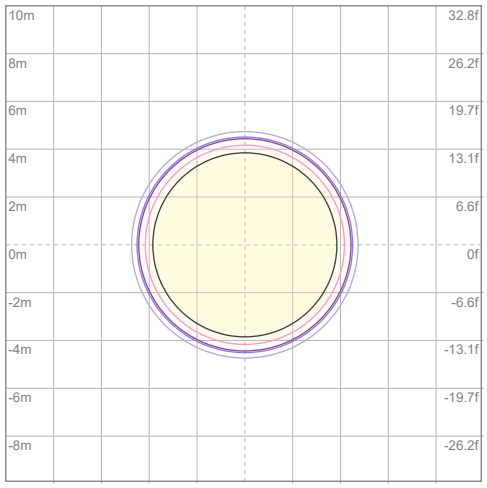

iso-illuminance Diagram

3%	4.33 lx
5%	7.22 lx
10%	14.4 lx
30%	43.3 lx
50%	72.2 lx

Conditions:
Number of c-planes: 2
Lux at center: 144 lx

Lux distribution on a surface when lamp is mounted at 10 meters from the surface.

Mounting height: 10 meters / 33 feet

© 2020 Chauvet & Sons, LLC. All rights reserved
All product specifications, measurements and dimensions are subject to change without notice

Photometric Report

Maverick Storm 1 Spot: Full Spot, Full Power

Report Summary

Output

Total Lumens: 8520 lm
Peak Intensity: 720715 cd
Illuminance @ 5m: 28829 lux
Fixture Efficacy: 12 lm/W

Optical

Horizontal Beam Angle (50%): 7.1°
Vertical Beam Angle (50%): 7.1°
Horizontal Field Angle (10%): 8.4°
Vertical Field Angle (10%): 8.4°
Horizontal Cutoff Angle (3%): 9.2°
Vertical Cutoff Angle (3%): 9.2°

Conditions

AC Supply: 120 V, 0 Hz
Power: 682.8 W
Current: 5.69 A
Power Factor: 1.0

This data sheet conforms to American National Standard E1.9 – 2007 (R2017). All data was measured and calculated by a Viso Systems LabSpion Goniometer at the Chauvet PD Optics Laboratory in Sunrise, FL on 8/22/2019 to LM-63-2002 Standards.

Overall Measurement

Angular Beam Distribution

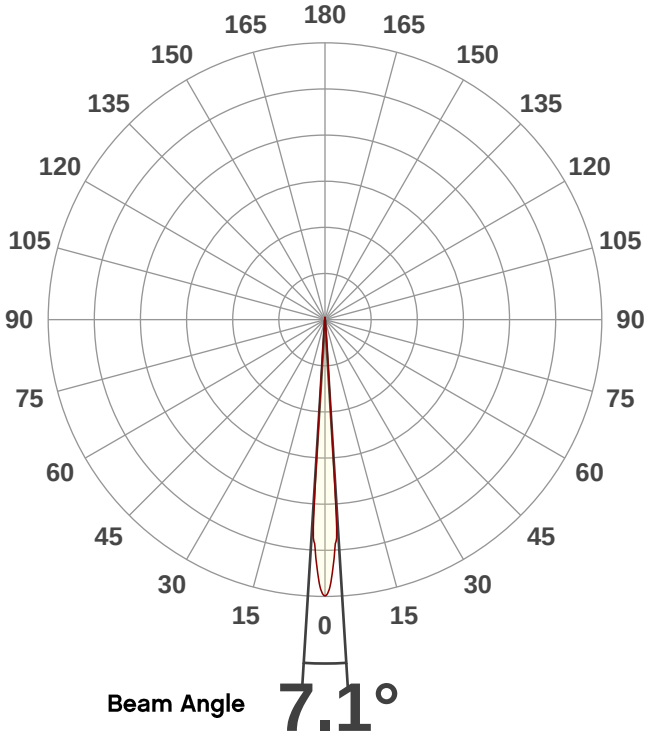

Spectral Distribution

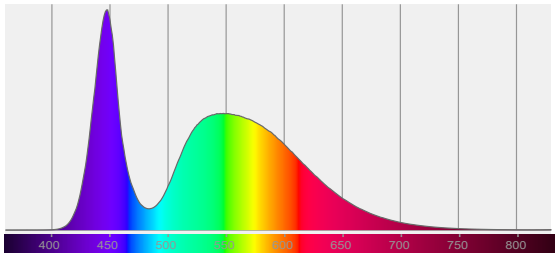

CIE 1931

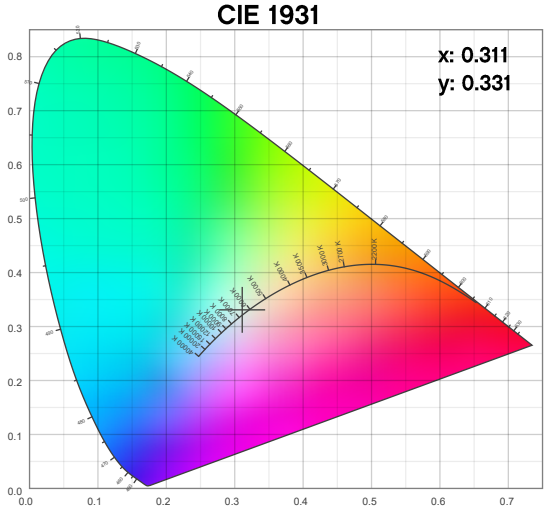

© 2020 Chauvet & Sons, LLC. All rights reserved
All product specifications, measurements and dimensions are subject to change without notice

Photometric Report

Maverick Storm 1 Spot: Full Spot, Full Power

Beam Details

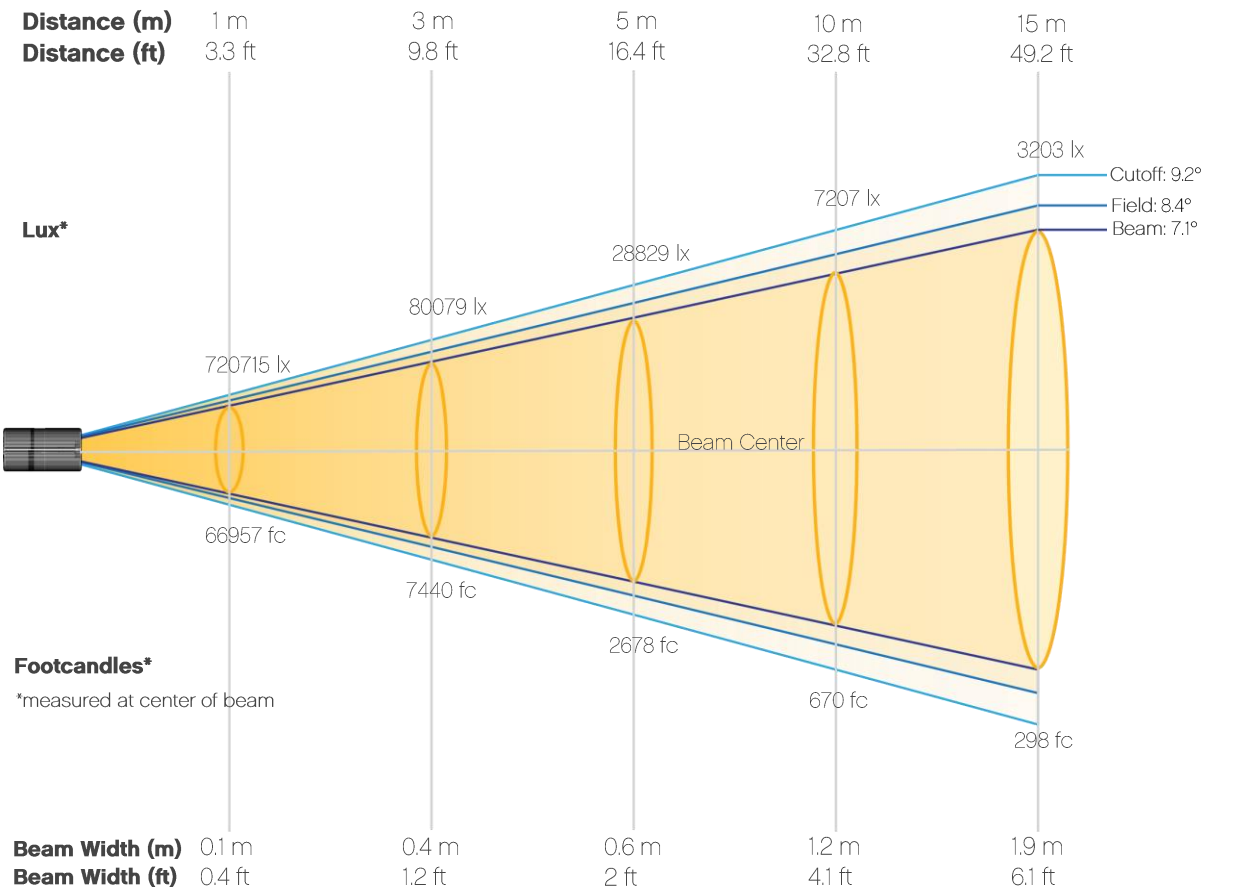

Beam Iluminances from 1-20m (3.3-65.6ft)

Distance	1m	2m	3m	4m	5m	6m	7m	8m	9m	10m
Lux	720715	180179	80079	45045	28829	20020	14708	11261	8898	7207
Distance	**11m**	**12m**	**13m**	**14m**	**15m**	**16m**	**17m**	**18m**	**19m**	**20m**
Lux	5956	5005	4265	3677	3203	2815	2494	2224	1996	1802
Distance	**3.3ft**	**6.6ft**	**9.8ft**	**13.1ft**	**16.4ft**	**19.7ft**	**23ft**	**26.2ft**	**29.5ft**	**32.8ft**
FC	66957	16739	7440	4185	2678	1860	1366	1046	827	670
Distance	**36.1ft**	**39.4ft**	**42.7ft**	**45.9ft**	**49.2ft**	**52.5ft**	**55.8ft**	**59.1ft**	**62.3ft**	**65.6ft**
FC	553	465	396	342	298	262	232	207	185	167

© 2020 Chauvet & Sons, LLC. All rights reserved
All product specifications, measurements and dimensions are subject to change without notice

Photometric Report

Maverick Storm 1 Spot: Full Spot, Full Power

Candela Plot

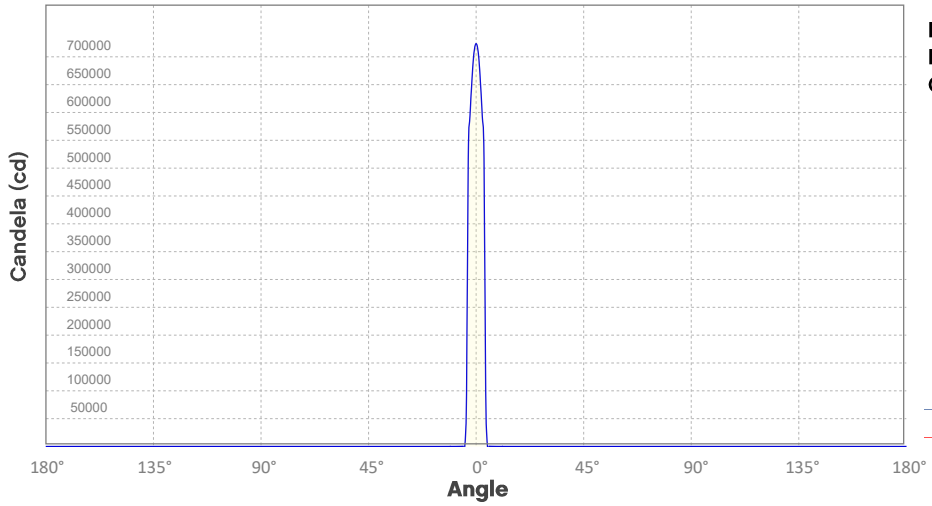

Beam Angle (50%): 7.1°
Field Angle (10%): 8.4°
Cutoff Angle (3%): 9.2°

Horizontal Distribution
Vertical Distribution

Polar Diagrams

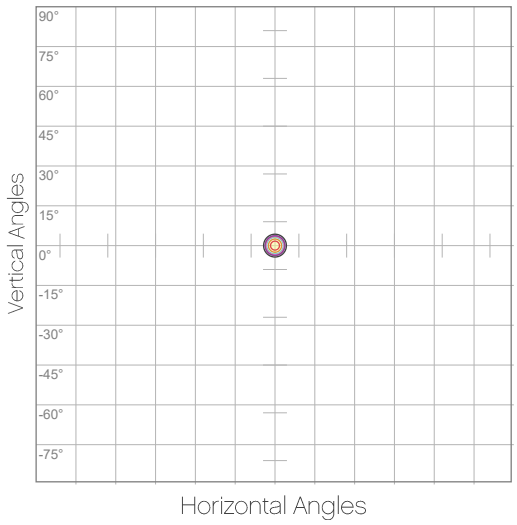

iso-candela Diagram

10%	72071 cd
20%	144143 cd
30%	216214 cd
40%	288286 cd
50%	360357 cd
60%	432429 cd
70%	504500 cd
80%	576572 cd
90%	648643 cd

Conditions:
Number of c-planes: 2
Candela at center: 720715 cd

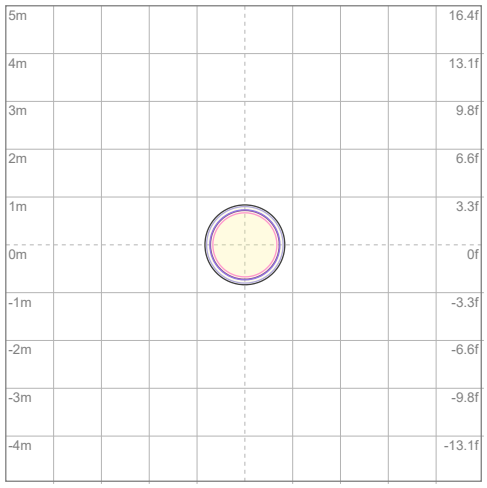

iso-illuminance Diagram

3%	216 lx
5%	360 lx
10%	721 lx
30%	2162 lx
50%	3604 lx

Conditions:
Number of c-planes: 2
Lux at center: 7207 lx

Lux distribution on a surface when lamp is mounted at 10 meters from the surface.

Mounting height: 10 meters / 33 feet

© 2020 Chauvet & Sons, LLC. All rights reserved
All product specifications, measurements and dimensions are subject to change without notice

Photometric Report

Maverick Storm 1 Spot: Full Spot w/ CTO Filter, Full Power

Report Summary

Output

Total Lumens: 3367 lm
Peak Intensity: 276011 cd
Illuminance @ 5m: 11040 lux
Fixture Efficacy: 5 lm/W

Optical

Horizontal Beam Angle (50%): 7.3°
Vertical Beam Angle (50%): 7.3°
Horizontal Field Angle (10%): 8.1°
Vertical Field Angle (10%): 8.1°
Horizontal Cutoff Angle (3%): 8.7°
Vertical Cutoff Angle (3%): 8.7°

Conditions

AC Supply: 120 V, 0 Hz
Power: 682.8 W
Current: 5.69 A
Power Factor: 1.0

This data sheet conforms to American National Standard E1.9 – 2007 (R2017). All data was measured and calculated by a Viso Systems LabSpion Goniometer at the Chauvet PD Optics Laboratory in Sunrise, FL on 8/22/2019 to LM-63-2002 Standards.

Overall Measurement

Angular Beam Distribution

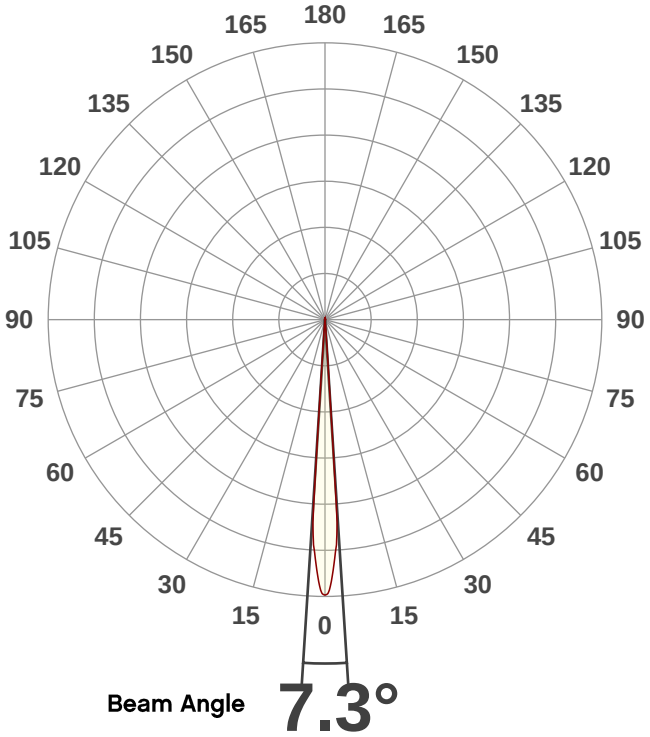

Spectral Distribution

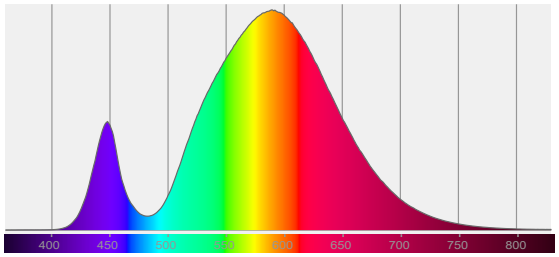

CIE 1931

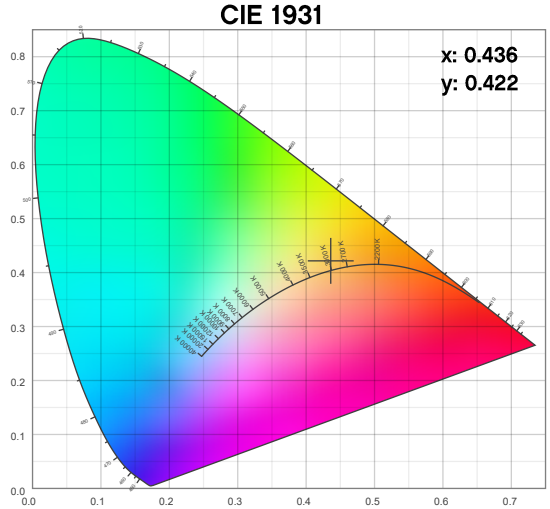

© 2020 Chauvet & Sons, LLC. All rights reserved
All product specifications, measurements and dimensions are subject to change without notice

Photometric Report

Maverick Storm 1 Spot: Full Spot w/ CTO Filter, Full Power

Beam Details

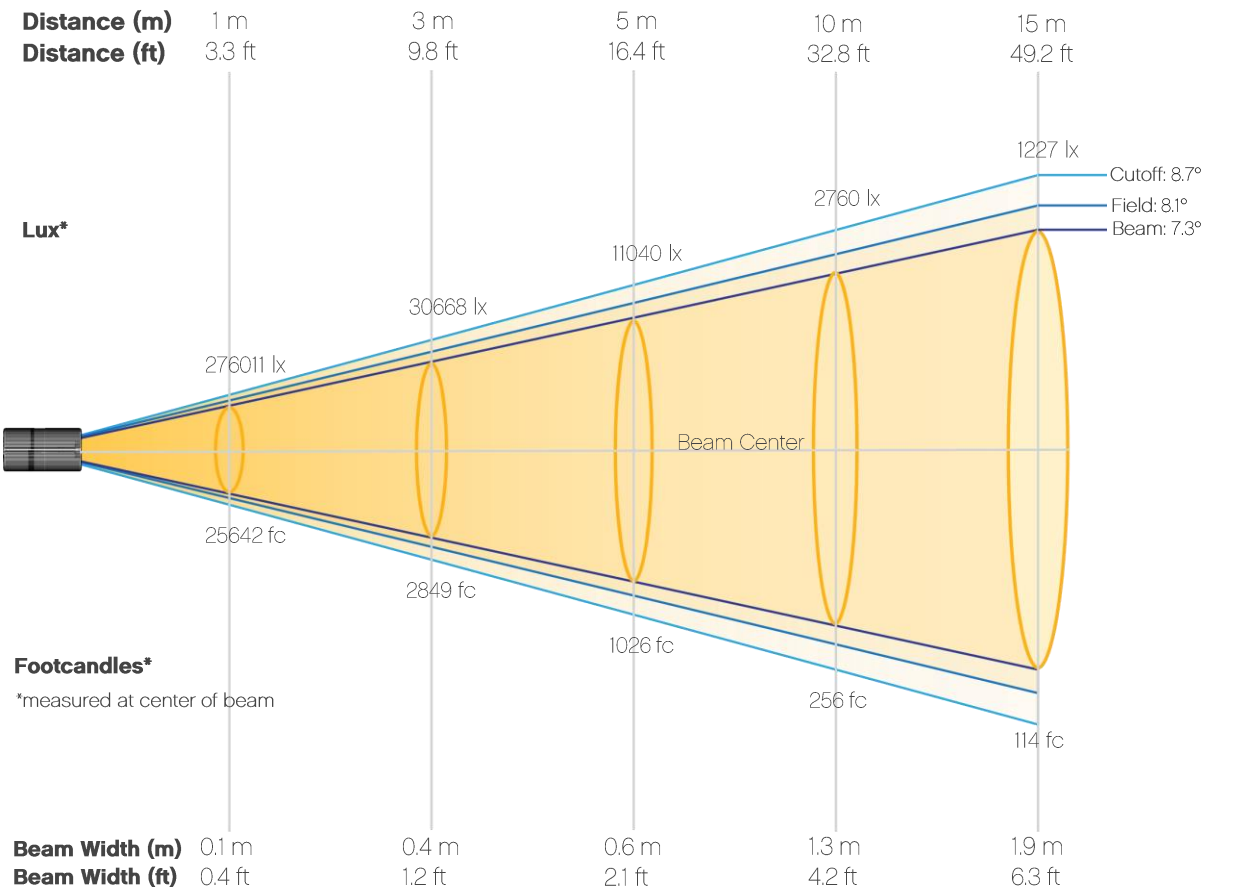

Beam Iluminances from 1-20m (3.3-65.6ft)

Distance	1m	2m	3m	4m	5m	6m	7m	8m	9m	10m
Lux	276011	69003	30668	17251	11040	7667	5633	4313	3408	2760
Distance	**11m**	**12m**	**13m**	**14m**	**15m**	**16m**	**17m**	**18m**	**19m**	**20m**
Lux	2281	1917	1633	1408	1227	1078	955	852	765	690
Distance	**3.3ft**	**6.6ft**	**9.8ft**	**13.1ft**	**16.4ft**	**19.7ft**	**23ft**	**26.2ft**	**29.5ft**	**32.8ft**
FC	25642	6411	2849	1603	1026	712	523	401	317	256
Distance	**36.1ft**	**39.4ft**	**42.7ft**	**45.9ft**	**49.2ft**	**52.5ft**	**55.8ft**	**59.1ft**	**62.3ft**	**65.6ft**
FC	212	178	152	131	114	100	89	79	71	64

© 2020 Chauvet & Sons, LLC. All rights reserved
All product specifications, measurements and dimensions are subject to change without notice

Photometric Report

Maverick Storm 1 Spot: Full Spot w/ CTO Filter, Full Power

Candela Plot

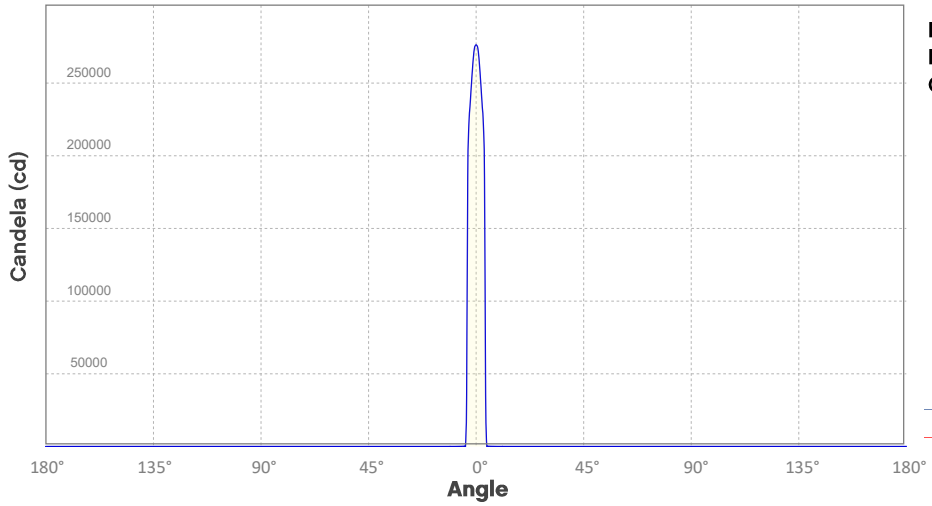

Beam Angle (50%): 7.3°
Field Angle (10%): 8.1°
Cutoff Angle (3%): 8.7°

Horizontal Distribution
Vertical Distribution

Polar Diagrams

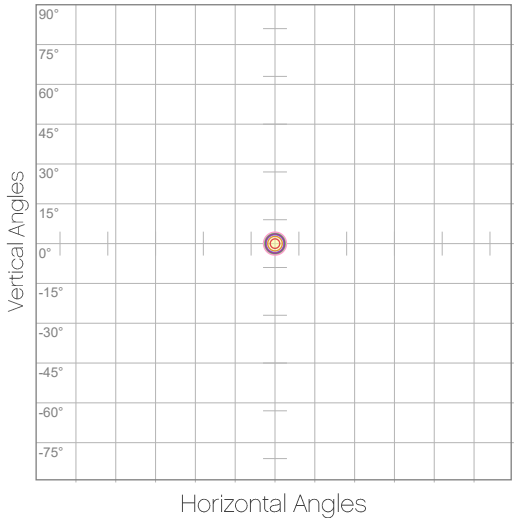

iso-candela Diagram

10%	27601 cd
20%	55202 cd
30%	82803 cd
40%	110404 cd
50%	138005 cd
60%	165606 cd
70%	193207 cd
80%	220808 cd
90%	248410 cd

Conditions:
Number of c-planes: 2
Candela at center: 276011 cd

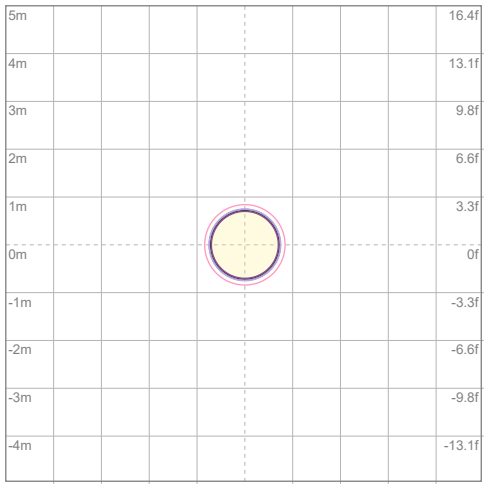

iso-illuminance Diagram

3%	82.8 lx
5%	138 lx
10%	276 lx
30%	828 lx
50%	1380 lx

Conditions:
Number of c-planes: 2
Lux at center: 2760 lx

Lux distribution on a surface when lamp is mounted at 10 meters from the surface.

Mounting height: 10 meters / 33 feet

© 2020 Chauvet & Sons, LLC. All rights reserved
All product specifications, measurements and dimensions are subject to change without notice

Photometric Report

Maverick Storm 1 Spot: 50% Zoom, Full Power

Report Summary

Output

Total Lumens: 15072 lm
Peak Intensity: 176507 cd
Illuminance @ 5m: 7060 lux
Fixture Efficacy: 22 lm/W

Optical

Horizontal Beam Angle (50%): 19.5°
Vertical Beam Angle (50%): 19.5°
Horizontal Field Angle (10%): 21.8°
Vertical Field Angle (10%): 21.8°
Horizontal Cutoff Angle (3%): 22.3°
Vertical Cutoff Angle (3%): 22.3°

Conditions

AC Supply: 120 V, 0 Hz
Power: 682.8 W
Current: 5.69 A
Power Factor: 1.0

This data sheet conforms to American National Standard E1.9 – 2007 (R2017). All data was measured and calculated by a Viso Systems LabSpion Goniometer at the Chauvet PD Optics Laboratory in Sunrise, FL on 8/22/2019 to LM-63-2002 Standards.

Overall Measurement

Angular Beam Distribution

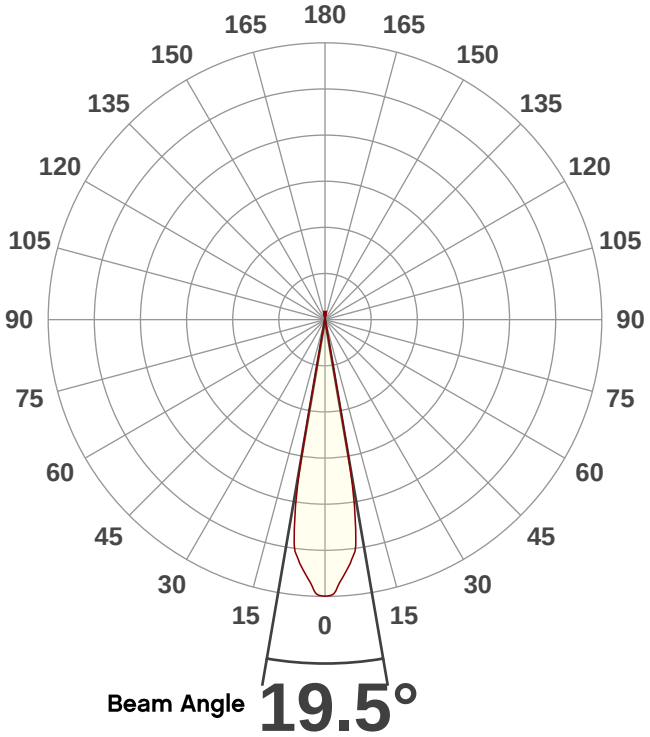

Spectral Distribution

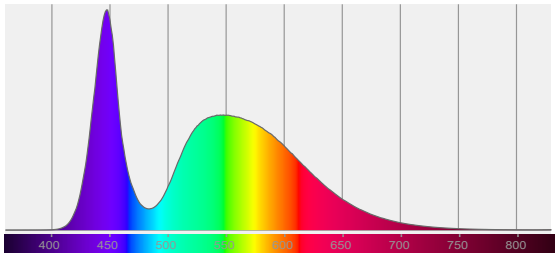

CIE 1931

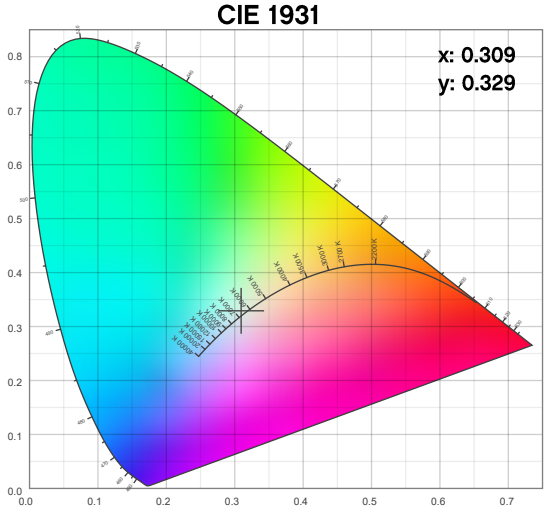

© 2020 Chauvet & Sons, LLC. All rights reserved
All product specifications, measurements and dimensions are subject to change without notice

Photometric Report

Maverick Storm 1 Spot: 50% Zoom, Full Power

Beam Details

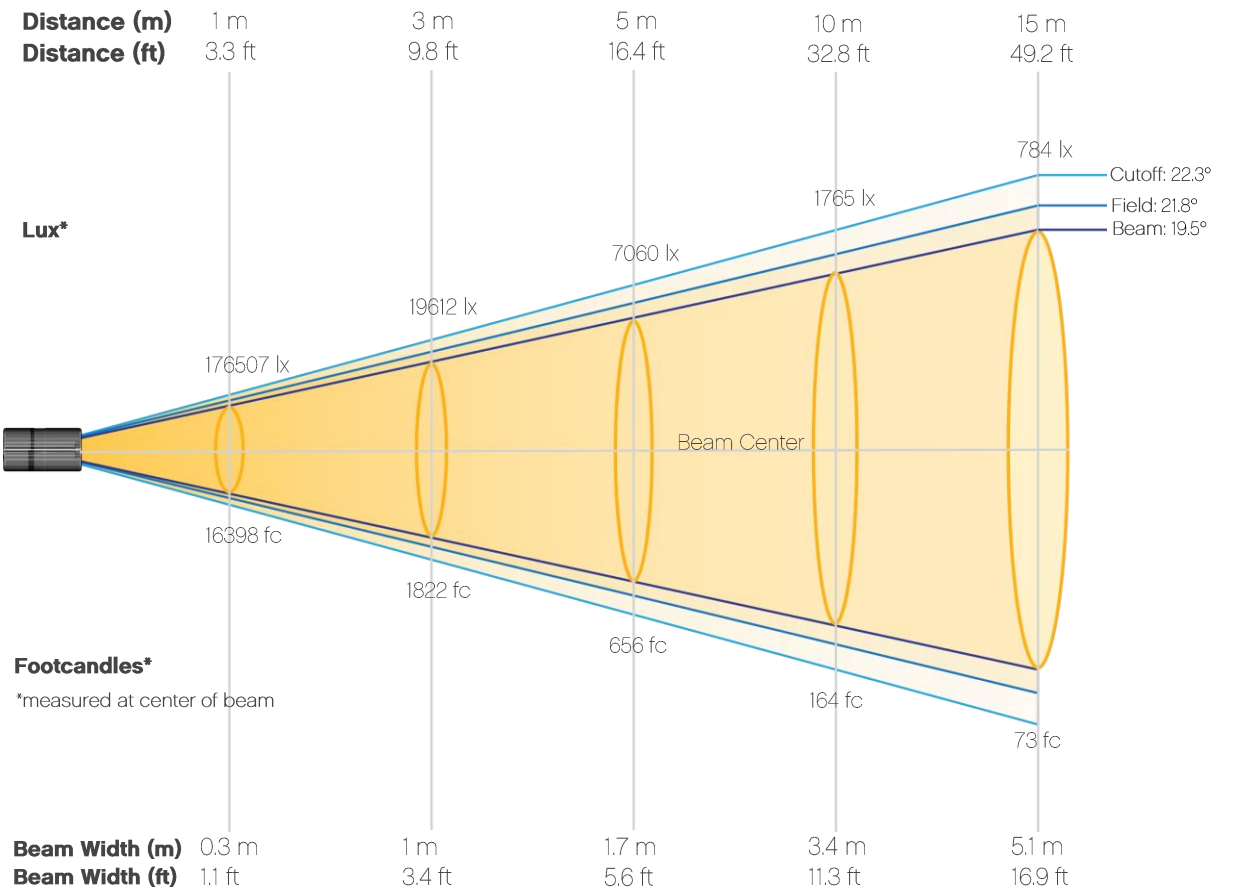

Beam Iluminances from 1-20m (3.3-65.6ft)

Distance	1m	2m	3m	4m	5m	6m	7m	8m	9m	10m
Lux	176507	44127	19612	11032	7060	4903	3602	2758	2179	1765
Distance	**11m**	**12m**	**13m**	**14m**	**15m**	**16m**	**17m**	**18m**	**19m**	**20m**
Lux	1459	1226	1044	901	784	689	611	545	489	441
Distance	**3.3ft**	**6.6ft**	**9.8ft**	**13.1ft**	**16.4ft**	**19.7ft**	**23ft**	**26.2ft**	**29.5ft**	**32.8ft**
FC	16398	4100	1822	1025	656	456	335	256	202	164
Distance	**36.1ft**	**39.4ft**	**42.7ft**	**45.9ft**	**49.2ft**	**52.5ft**	**55.8ft**	**59.1ft**	**62.3ft**	**65.6ft**
FC	136	114	97	84	73	64	57	51	45	41

© 2020 Chauvet & Sons, LLC. All rights reserved
All product specifications, measurements and dimensions are subject to change without notice

Photometric Report

Maverick Storm 1 Spot: 50% Zoom, Full Power

Candela Plot

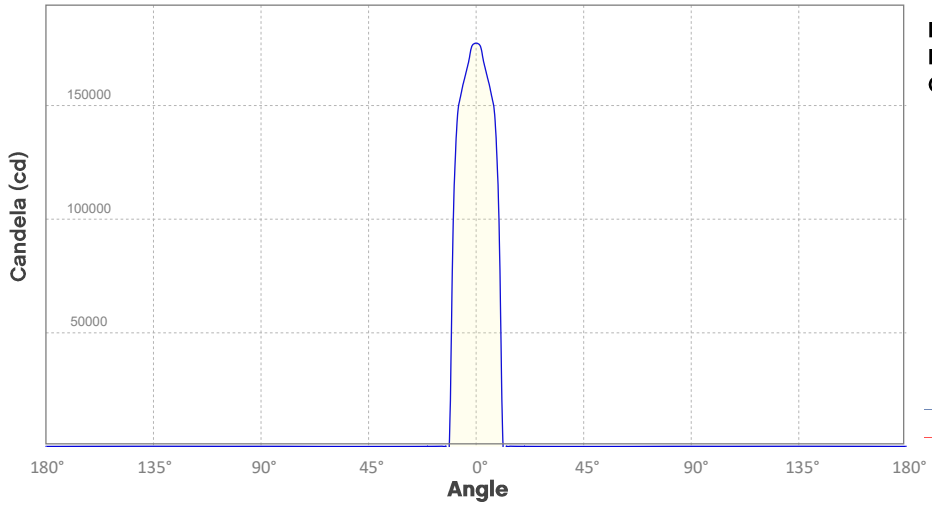

Beam Angle (50%): 19.5°
Field Angle (10%): 21.8°
Cutoff Angle (3%): 22.3°

Horizontal Distribution
Vertical Distribution

Polar Diagrams

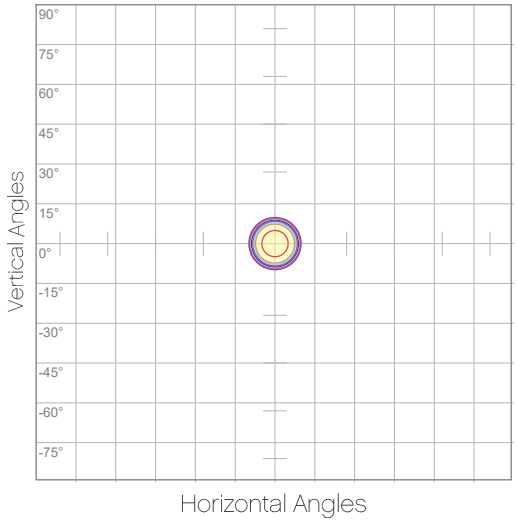

iso-candela Diagram

10%	17651 cd
20%	35301 cd
30%	52952 cd
40%	70603 cd
50%	88253 cd
60%	105904 cd
70%	123555 cd
80%	141205 cd
90%	158856 cd

Conditions:
Number of c-planes: 2
Candela at center: 176507 cd

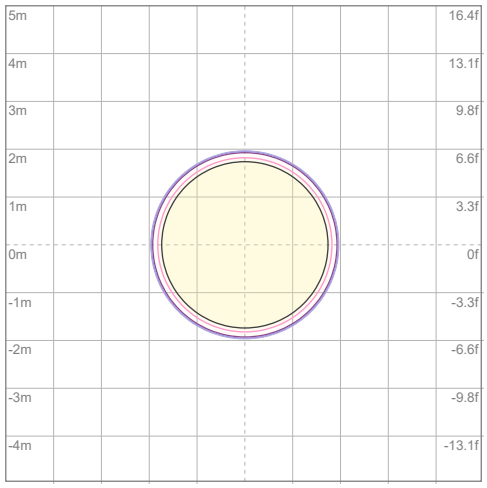

iso-illuminance Diagram

3%	53.0 lx
5%	88.3 lx
10%	177 lx
30%	530 lx
50%	883 lx

Conditions:
Number of c-planes: 2
Lux at center: 1765 lx

Lux distribution on a surface when lamp is mounted at 10 meters from the surface.

Mounting height: 10 meters / 33 feet

© 2020 Chauvet & Sons, LLC. All rights reserved
All product specifications, measurements and dimensions are subject to change without notice

Photometric Report

Maverick Storm 1 Spot: 50% Zoom w/ CTO Filter, Full Power

Report Summary

Output
Total Lumens: 5809 lm
Peak Intensity: 67791 cd
Illuminance @ 5m: 2712 lux
Fixture Efficacy: 9 lm/W

Optical
Horizontal Beam Angle (50%): 19.2°
Vertical Beam Angle (50%): 19.2°
Horizontal Field Angle (10%): 22.4°
Vertical Field Angle (10%): 22.4°
Horizontal Cutoff Angle (3%): 24°
Vertical Cutoff Angle (3%): 24°

Conditions
AC Supply: 120 V, 0 Hz
Power: 682.8 W
Current: 5.69 A
Power Factor: 1.0

This data sheet conforms to American National Standard E1.9 – 2007 (R2017). All data was measured and calculated by a Viso Systems LabSpion Goniometer at the Chauvet PD Optics Laboratory in Sunrise, FL on 8/22/2019 to LM-63-2002 Standards.

Overall Measurement

Angular Beam Distribution

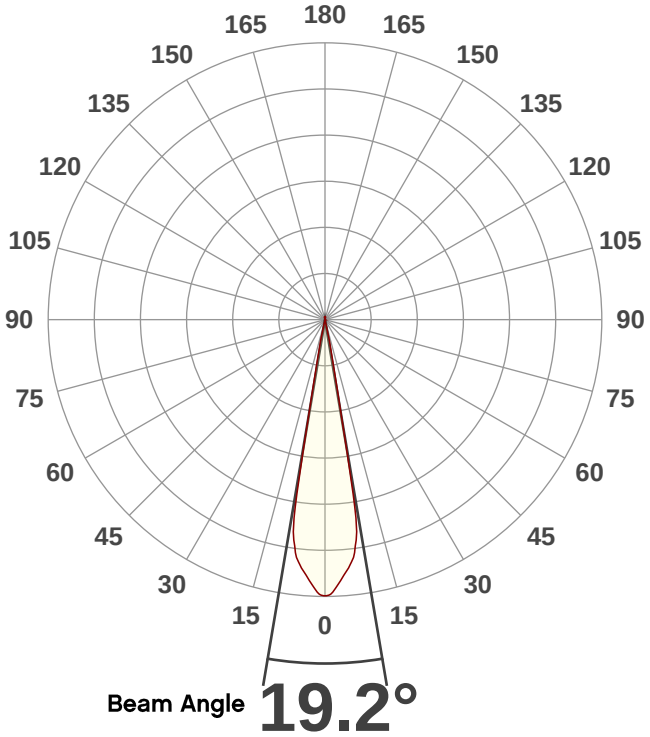

Spectral Distribution

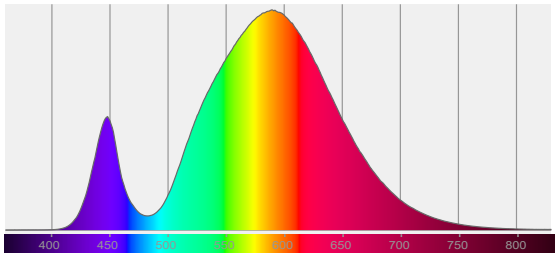

CIE 1931

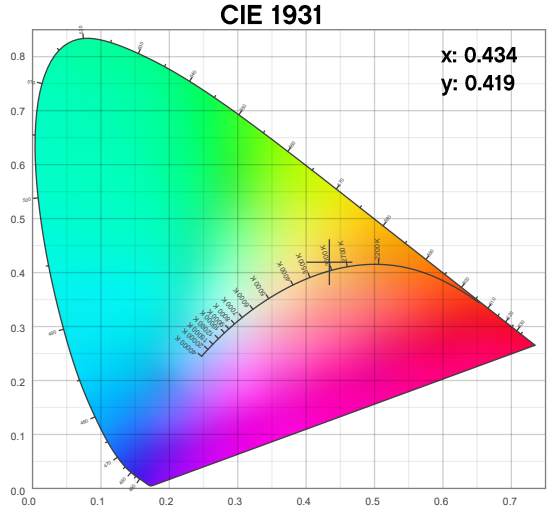

© 2020 Chauvet & Sons, LLC. All rights reserved
All product specifications, measurements and dimensions are subject to change without notice

Photometric Report

Maverick Storm 1 Spot: 50% Zoom w/ CTO Filter, Full Power

Beam Details

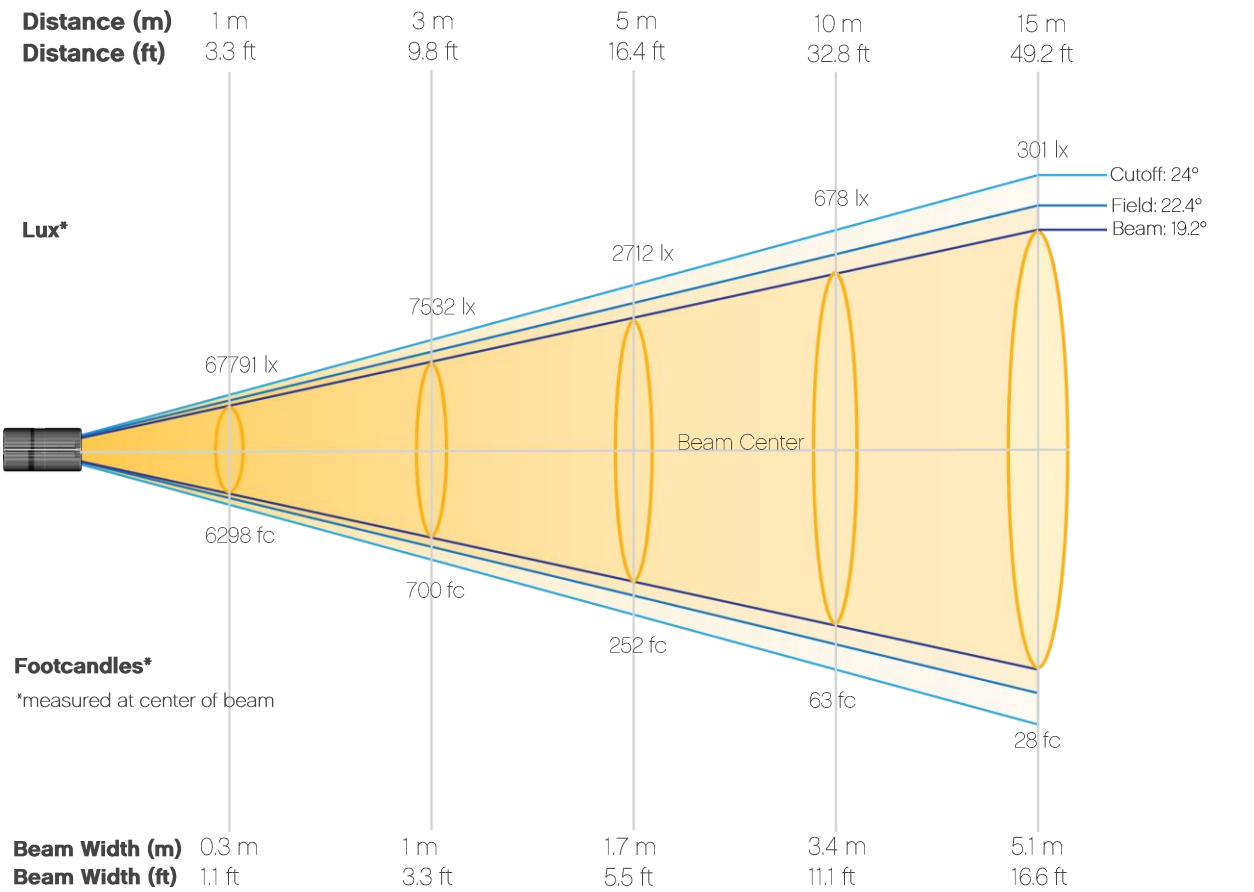

Beam Iluminances from 1-20m (3.3-65.6ft)

Distance	1m	2m	3m	4m	5m	6m	7m	8m	9m	10m
Lux	67791	16948	7532	4237	2712	1883	1383	1059	837	678
Distance	**11m**	**12m**	**13m**	**14m**	**15m**	**16m**	**17m**	**18m**	**19m**	**20m**
Lux	560	471	401	346	301	265	235	209	188	169
Distance	**3.3ft**	**6.6ft**	**9.8ft**	**13.1ft**	**16.4ft**	**19.7ft**	**23ft**	**26.2ft**	**29.5ft**	**32.8ft**
FC	6298	1574	700	394	252	175	129	98	78	63
Distance	**36.1ft**	**39.4ft**	**42.7ft**	**45.9ft**	**49.2ft**	**52.5ft**	**55.8ft**	**59.1ft**	**62.3ft**	**65.6ft**
FC	52	44	37	32	28	25	22	19	17	16

© 2020 Chauvet & Sons, LLC. All rights reserved
All product specifications, measurements and dimensions are subject to change without notice

Photometric Report

Maverick Storm 1 Spot: 50% Zoom w/ CTO Filter, Full Power

Candela Plot

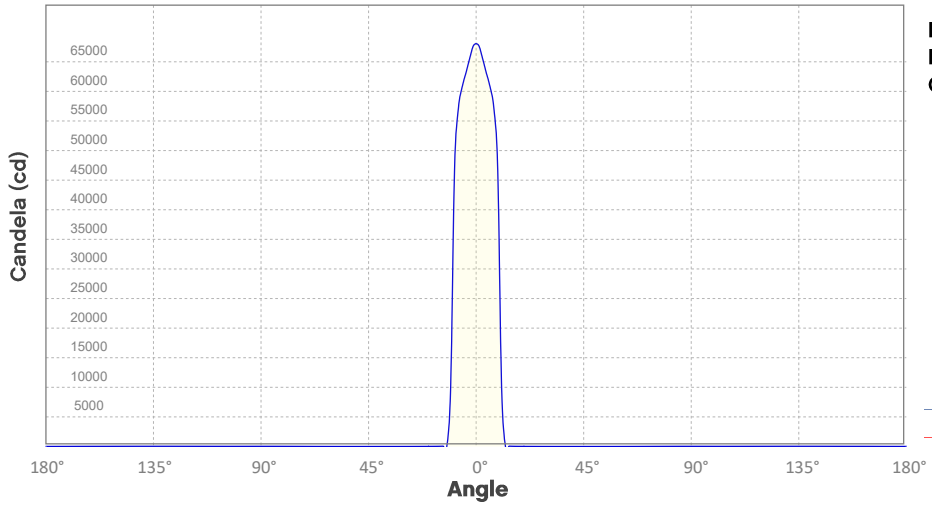

Beam Angle (50%): 19.2°
Field Angle (10%): 22.4°
Cutoff Angle (3%): 24°

Horizontal Distribution
Vertical Distribution

Polar Diagrams

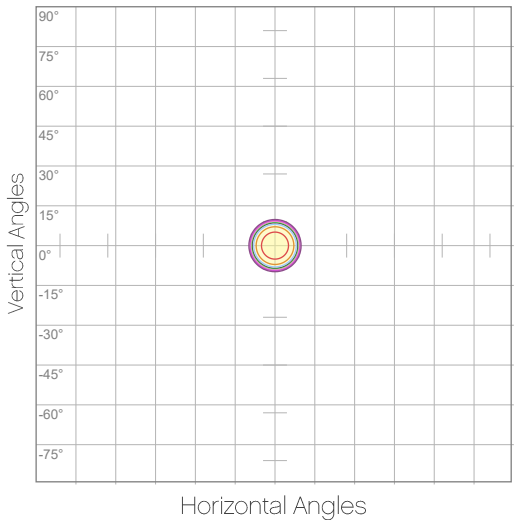

iso-candela Diagram

10%	6779 cd
20%	13558 cd
30%	20337 cd
40%	27116 cd
50%	33895 cd
60%	40674 cd
70%	47454 cd
80%	54233 cd
90%	61012 cd

Conditions:
Number of c-planes: 2
Candela at center: 67791 cd

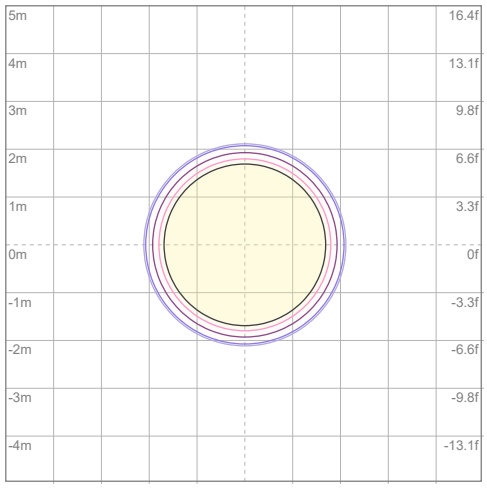

iso-illuminance Diagram

3%	20.3 lx
5%	33.9 lx
10%	67.8 lx
30%	203 lx
50%	339 lx

Conditions:
Number of c-planes: 2
Lux at center: 678 lx

Lux distribution on a surface when lamp is mounted at 10 meters from the surface.

Mounting height: 10 meters / 33 feet

© 2020 Chauvet & Sons, LLC. All rights reserved
All product specifications, measurements and dimensions are subject to change without notice

Chromaticity Report

Maverick Storm 1 Spot: Full Flood, Full Power

Report Summary

Measurements

Total Lumens: 14602 lm
Peak Intensity: 38199 cd
Fixture Efficacy: 21 lm/W

Correlated Color Temperature: 6678K
Δuv: 0.0014

CRI: 69.7 CRI R9 Value: -36.8
CQS: 69.0
TLCI: 47
TM-30-18 Rf: 67.4
TM-30-18 Rg: 93.8
1st Dominant Wavelength: 448 nM
2nd Dominant Wavelength: 548 nM

Spectral Distribution

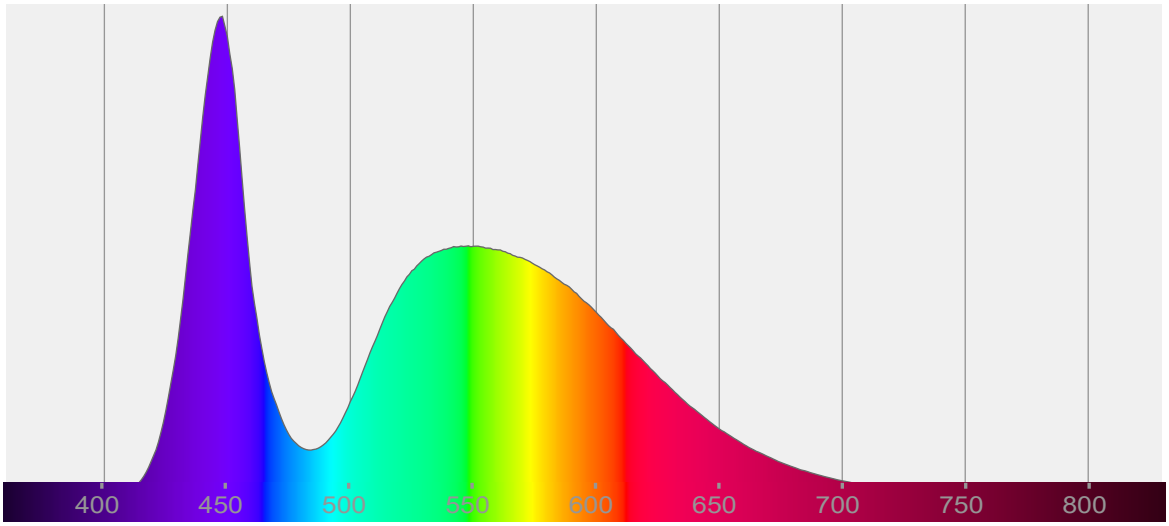

Tested Color

6678 K
CIE 1931 Coordinates:
X: 0.310 Y: 0.329

Color Temperature

6678 K

Light Quality

CRI: 69.7

Notes:

© 2020 Chauvet & Sons, LLC. All rights reserved
All product specifications, measurements and dimensions are subject to change without notice

Chromaticity Report

Maverick Storm 1 Spot: Full Flood, Full Power

Chromaticity

CIE 1931

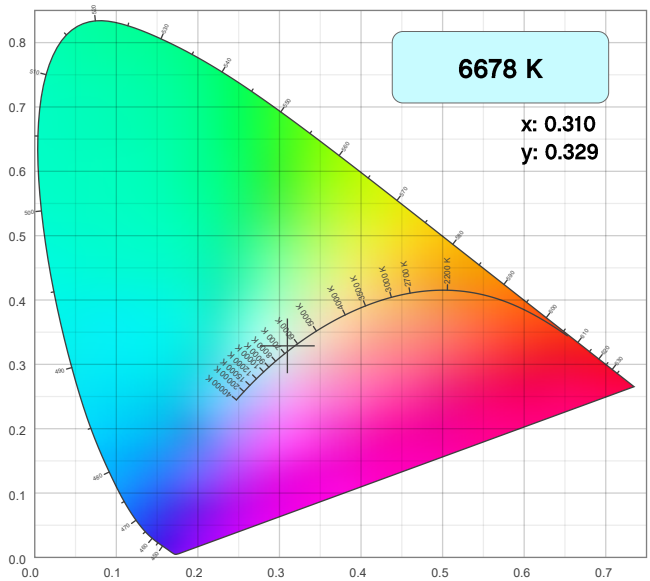

CIE 1931 - Zoom

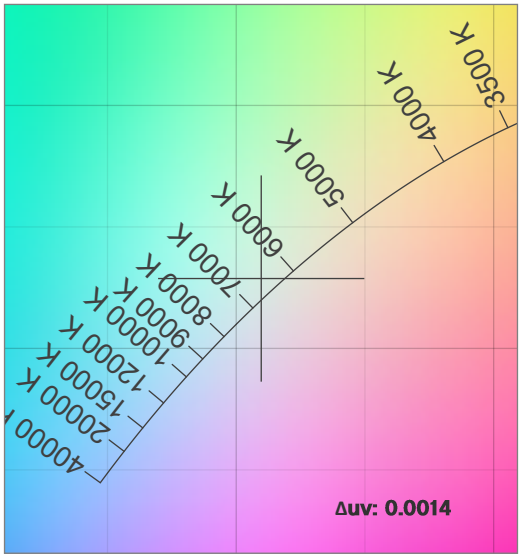

CRI: 69.7 (R1-R8)

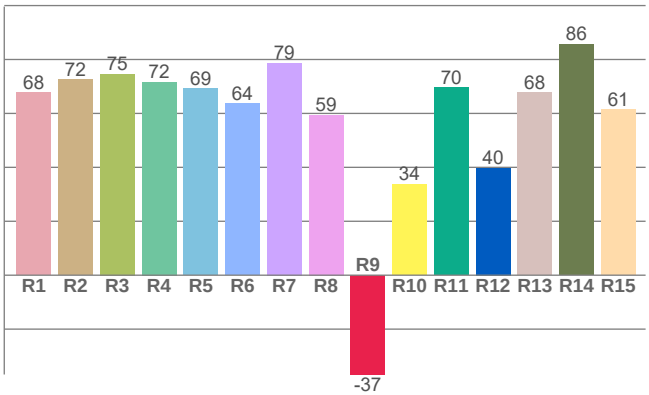

CQS: 69.0

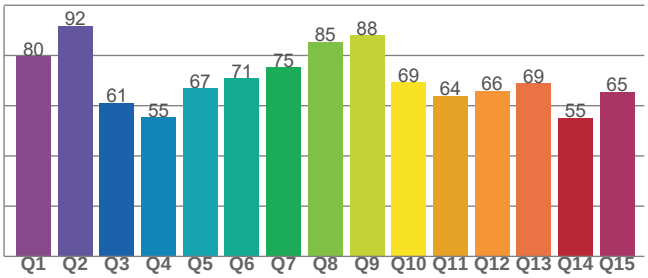

Color Parameters

Color Temperature	Color Coordinate CIE 1931	Color Coordinate CIE 1931
CCT	x	y
6678 K	0.310	0.329

Color Deviation from Black Body Curve	Color Coordinate CIE 1964	Color Coordinate CIE 1964
Δuv	y	u
0.0014	0.329	0.196

Color Rendering Index	Red Component	Color Quality Scale
CRI	CRI - R9	CQS
69.7	-36.8	69.0

Television Lighting Consistency Index	Color Fidelity	Color Gamut
TLCI	TM-30-18 - Rf	TM-30-18 Rg
47	67.4	93.8

© 2020 Chauvet & Sons, LLC. All rights reserved
All product specifications, measurements and dimensions are subject to change without notice

Chromaticity Report

Maverick Storm 1 Spot: Full Flood, Full Power

TM-30-18 Details

Rf 67.4
Fidelity Index (Rg)

Rg 93.8
Gamut Index (Rg)

Hue Bin	R_f	Chroma Shift	Hue Shift
1	62	-19%	-5%
2	65	-14%	10%
3	60	-7%	22%
4	61	3%	21%
5	70	11%	13%
6	82	9%	-2%
7	86	0%	-8%
8	73	-11%	-9%
9	75	-19%	4%
10	56	-16%	23%
11	43	-4%	29%
12	66	5%	20%
13	76	14%	7%
14	73	18%	-10%
15	65	6%	-24%
16	72	-6%	-14%

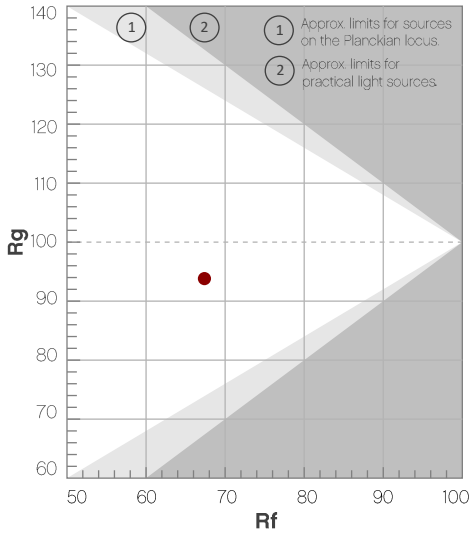

Color Vector Graphic

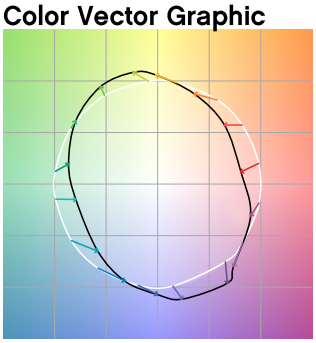

Rf by Hue Bin

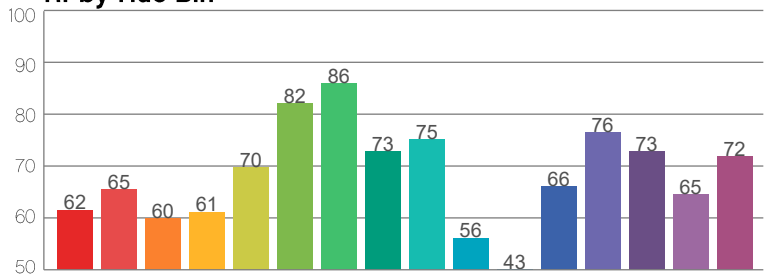

Color Distortion Graphic

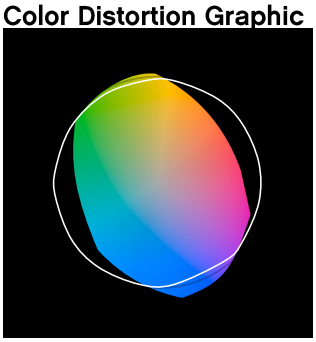

Local Chroma Shift by Hue Bin

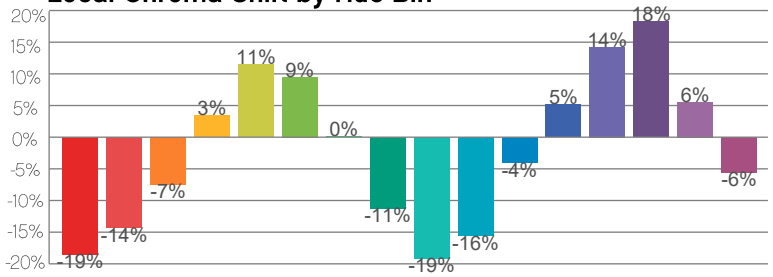

Color Sample Fidelity

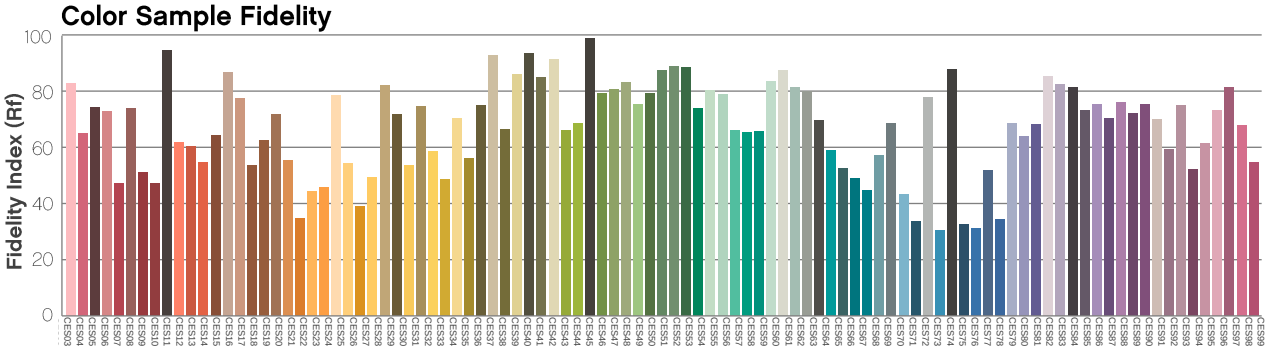

© 2020 Chauvet & Sons, LLC. All rights reserved
All product specifications, measurements and dimensions are subject to change without notice

Chromaticity Report

Maverick Storm 1 Spot: Full Flood w/ CTO Filter, Full Power

Report Summary

Measurements

Total Lumens: 5591 lm
Peak Intensity: 14439 cd
Fixture Efficacy: 8 lm/W

Correlated Color Temperature: 3148K
Δuv: 0.0062

CRI: 68.6 CRI R9 Value: -32.0
CQS: 70.0
TLCI: 44
TM-30-18 Rf: 69.5
TM-30-18 Rg: 93.7
1st Dominant Wavelength: 589 nM
2nd Dominant Wavelength: 448 nM

Spectral Distribution

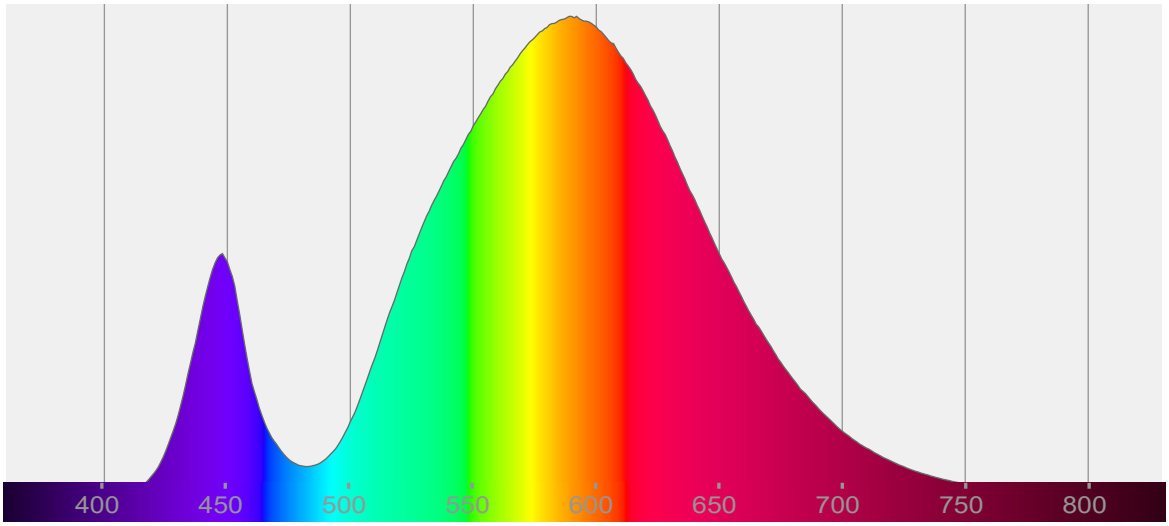

Tested Color

3148 K
CIE 1931 Coordinates:
X: 0.436 Y: 0.419

Color Temperature

3148 K

Light Quality

CRI: 68.6

Notes:

© 2020 Chauvet & Sons, LLC. All rights reserved
All product specifications, measurements and dimensions are subject to change without notice

Chromaticity Report

Maverick Storm 1 Spot: Full Flood w/ CTO Filter, Full Power

Chromaticity

CIE 1931

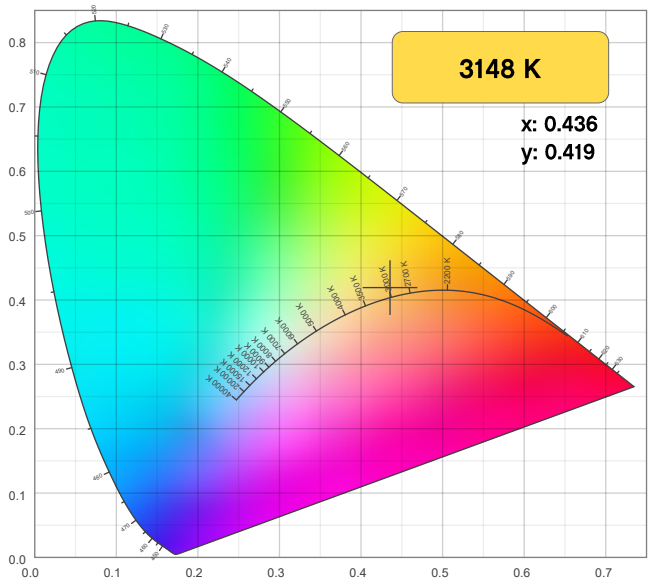

CIE 1931 - Zoom

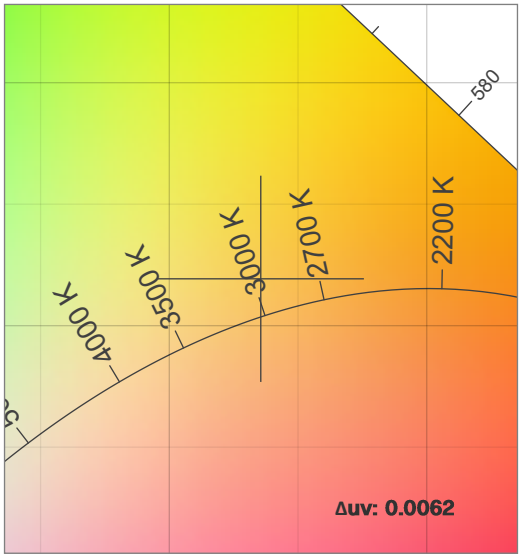

CRI: 68.6 (R1-R8)

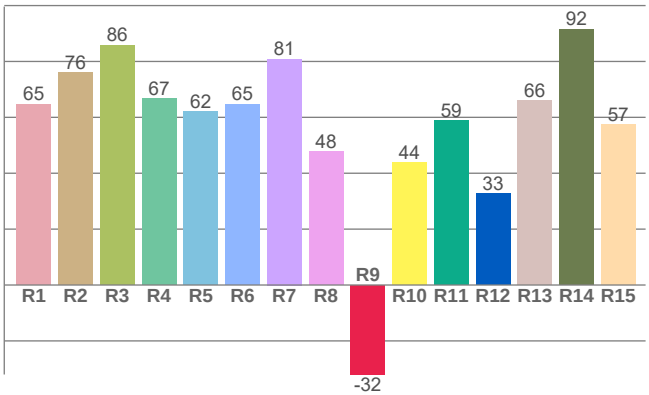

CQS: 70.0

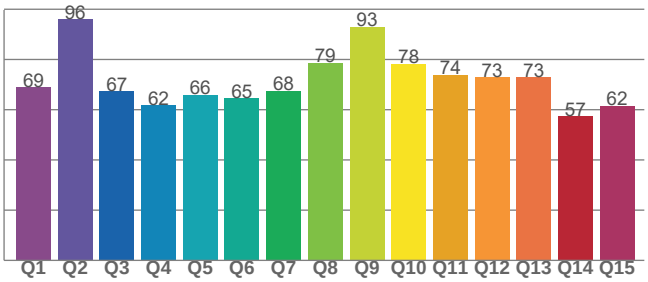

Color Parameters

Color Temperature	Color Coordinate CIE 1931	Color Coordinate CIE 1931
CCT	x	y
3148 K	0.436	0.419

Color Deviation from Black Body Curve	Color Coordinate CIE 1964	Color Coordinate CIE 1964
Δuv	y	u
0.0062	0.419	0.243

Color Rendering Index	Red Component	Color Quality Scale
CRI	CRI - R9	CQS
68.6	-32.0	70.0

Television Lighting Consistency Index	Color Fidelity	Color Gamut
TLCI	TM-30-18 - Rf	TM-30-18 Rg
44	69.5	93.7

© 2020 Chauvet & Sons, LLC. All rights reserved
All product specifications, measurements and dimensions are subject to change without notice

Chromaticity Report

Maverick Storm 1 Spot: Full Flood w/ CTO Filter, Full Power

TM-30-18 Details

Rf 69.5
Fidelity Index (Rg)

Rg 93.7
Gamut Index (Rg)

Hue Bin	R_f	Chroma Shift	Hue Shift
1	66	-16%	-4%
2	66	-14%	10%
3	55	-6%	21%
4	67	5%	18%
5	80	11%	10%
6	82	9%	-5%
7	69	0%	-18%
8	78	-9%	-9%
9	75	-15%	-2%
10	59	-16%	14%
11	56	-8%	25%
12	74	6%	15%
13	82	10%	2%
14	75	12%	-12%
15	67	2%	-19%
16	71	-8%	-19%

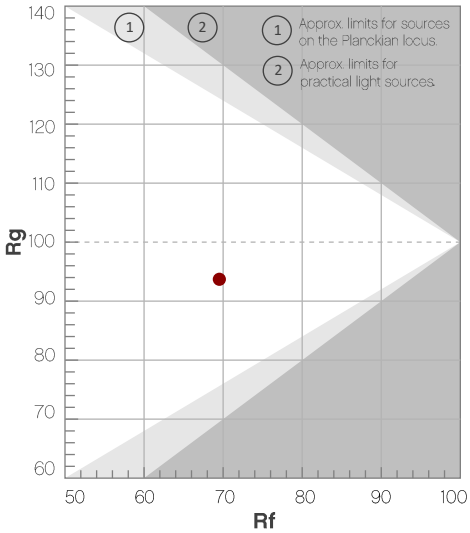

Color Vector Graphic

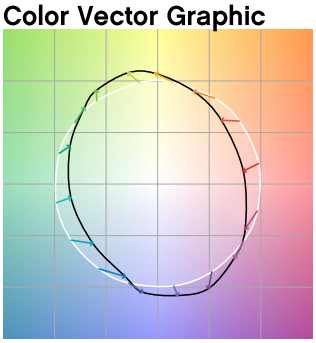

Color Distortion Graphic

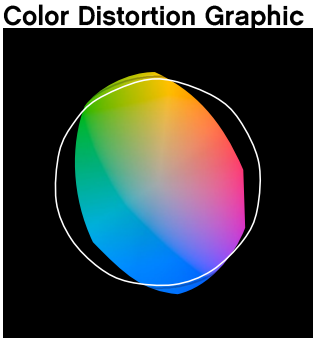

Rf by Hue Bin

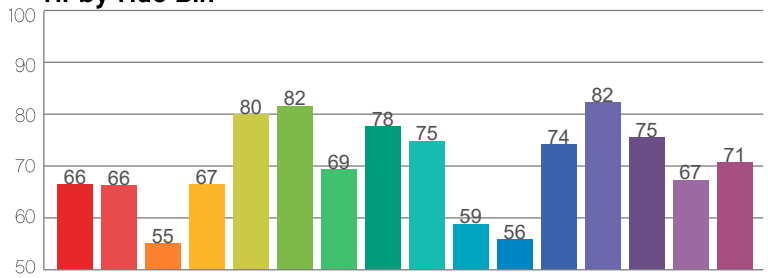

Local Chroma Shift by Hue Bin

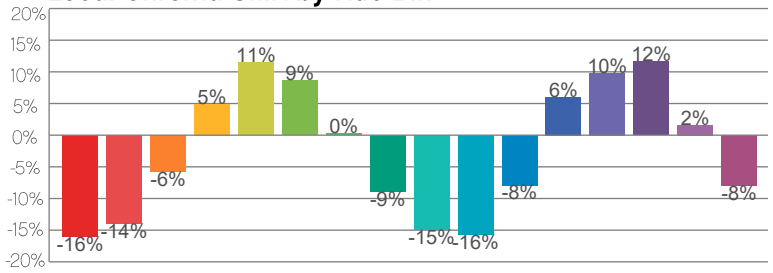

Color Sample Fidelity

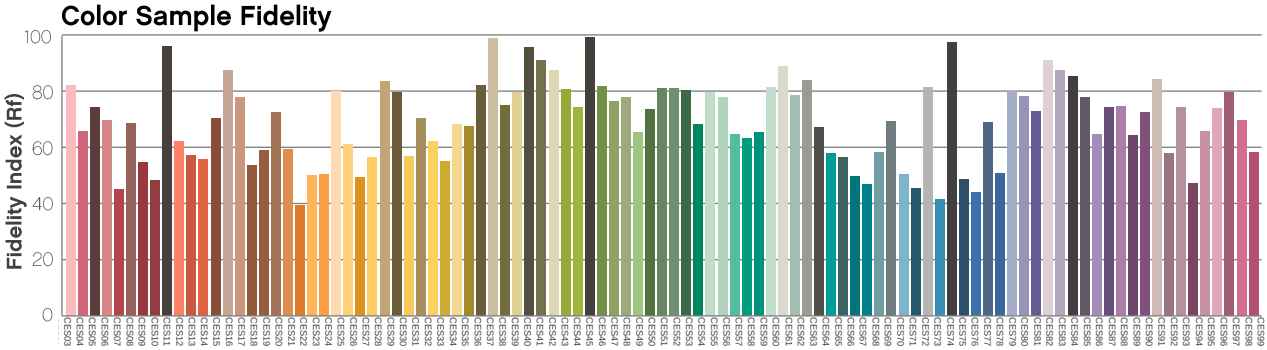

© 2020 Chauvet & Sons, LLC. All rights reserved
All product specifications, measurements and dimensions are subject to change without notice

Chromaticity Report

Maverick Storm 1 Spot: Full Spot, Full Power

Report Summary

Measurements

Total Lumens: 8520 lm
Peak Intensity: 720715 cd
Fixture Efficacy: 12 lm/W

Correlated Color Temperature: 6591K
Δuv: 0.0018

CRI: 69.5 CRI R9 Value: -37.7
CQS: 69.0
TLCI: 47
TM-30-18 Rf: 67.3
TM-30-18 Rg: 93.1
1st Dominant Wavelength: 448 nM
2nd Dominant Wavelength: 548 nM

Spectral Distribution

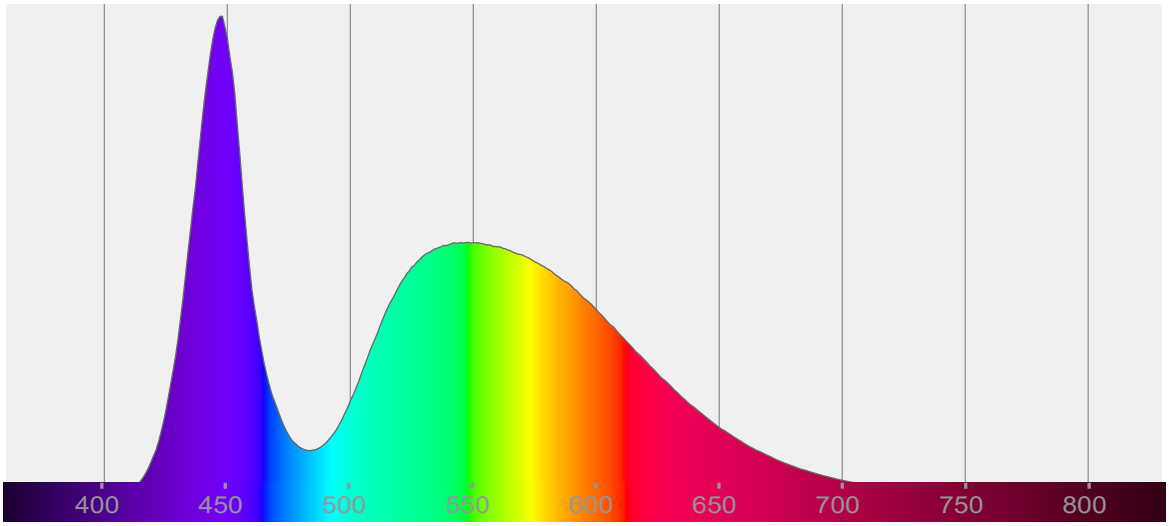

Tested Color

6591 K

CIE 1931 Coordinates:
X: 0.311 Y: 0.331

Color Temperature

6591 K

Light Quality

CRI: 69.5

Notes:

© 2020 Chauvet & Sons, LLC. All rights reserved
All product specifications, measurements and dimensions are subject to change without notice

Chromaticity Report

Maverick Storm 1 Spot: Full Spot, Full Power

Chromaticity

CIE 1931

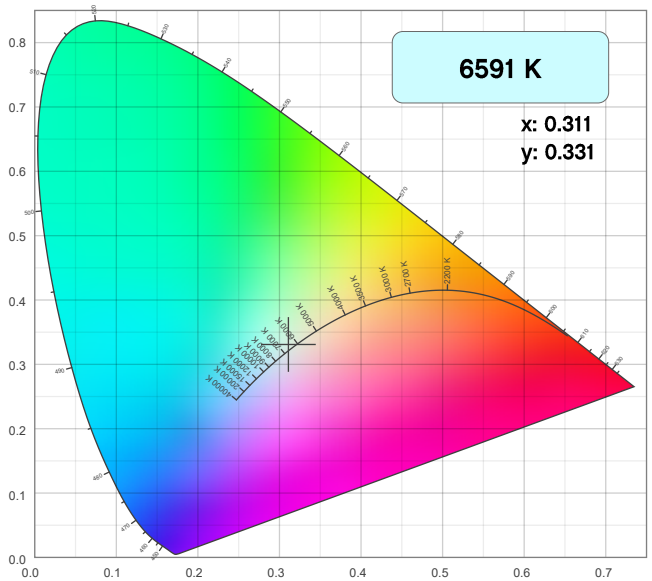

CIE 1931 - Zoom

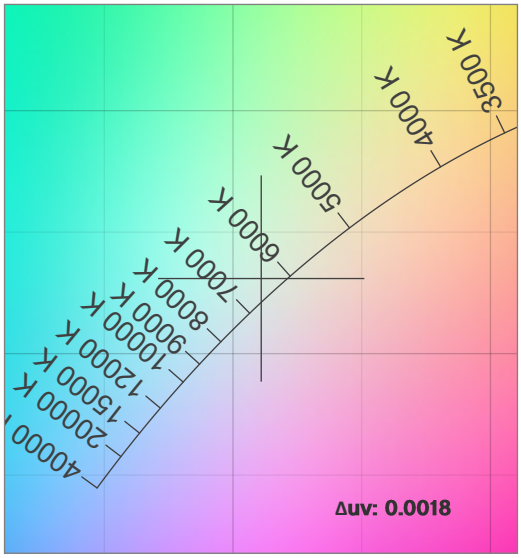

CRI: 69.5 (R1-R8)

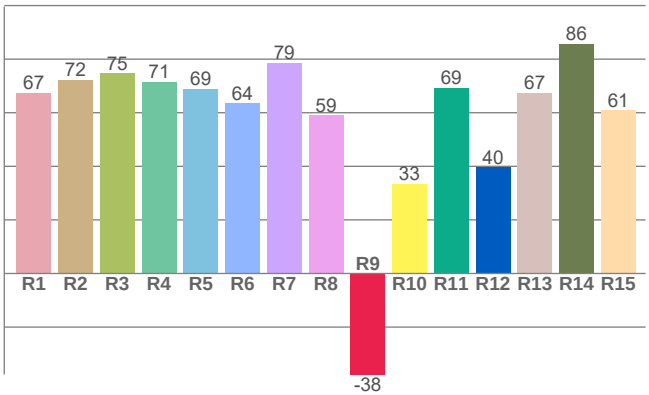

CQS: 69.0

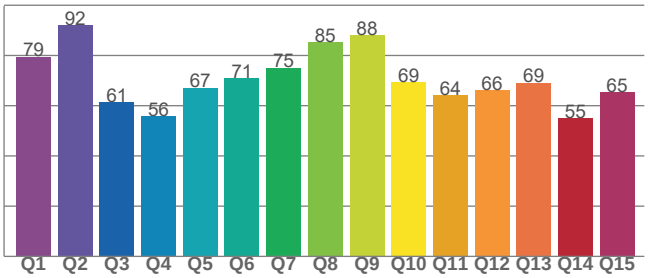

Color Parameters

Color Temperature	Color Coordinate CIE 1931	Color Coordinate CIE 1931
CCT	x	y
6591 K	0.311	0.331

Color Deviation from Black Body Curve	Color Coordinate CIE 1964	Color Coordinate CIE 1964
Δuv	y	u
0.0018	0.331	0.196

Color Rendering Index	Red Component	Color Quality Scale
CRI	CRI - R9	CQS
69.5	-37.7	69.0

Television Lighting Consistency Index	Color Fidelity	Color Gamut
TLCI	TM-30-18 - Rf	TM-30-18 Rg
47	67.3	93.1

© 2020 Chauvet & Sons, LLC. All rights reserved
All product specifications, measurements and dimensions are subject to change without notice

Chromaticity Report

Maverick Storm 1 Spot: Full Spot, Full Power

TM-30-18 Details

Rf 67.3
Fidelity Index (Rg)

Rg 93.1
Gamut Index (Rg)

Hue Bin	R_f	Chroma Shift	Hue Shift
1	61	-19%	-5%
2	65	-14%	10%
3	60	-8%	22%
4	61	3%	21%
5	70	12%	13%
6	82	10%	-2%
7	86	0%	-8%
8	73	-11%	-10%
9	75	-19%	4%
10	56	-16%	22%
11	43	-4%	28%
12	66	5%	20%
13	77	14%	6%
14	74	10%	-9%
15	65	9%	-26%
16	72	-6%	-14%

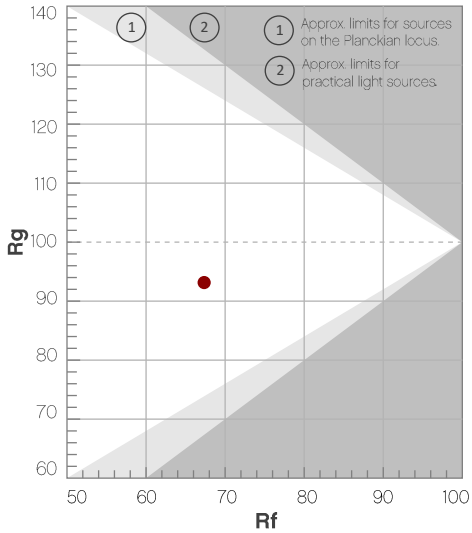

Color Vector Graphic

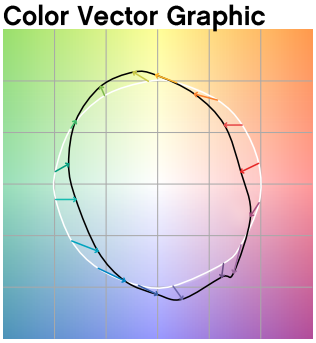

Rf by Hue Bin

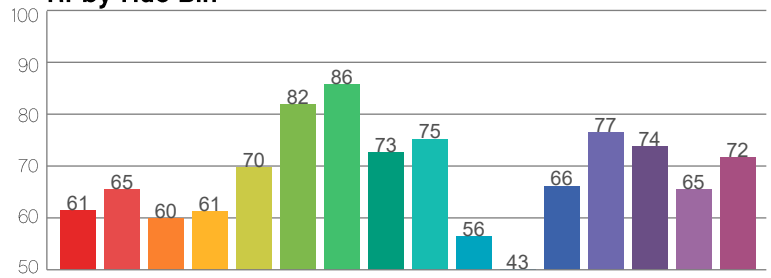

Color Distortion Graphic

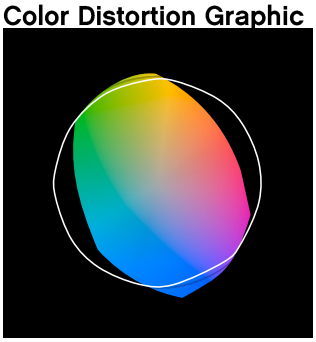

Local Chroma Shift by Hue Bin

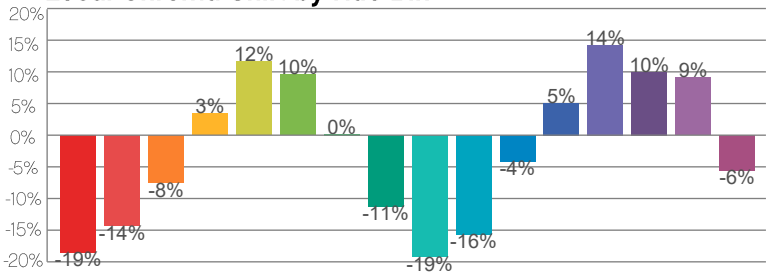

Color Sample Fidelity

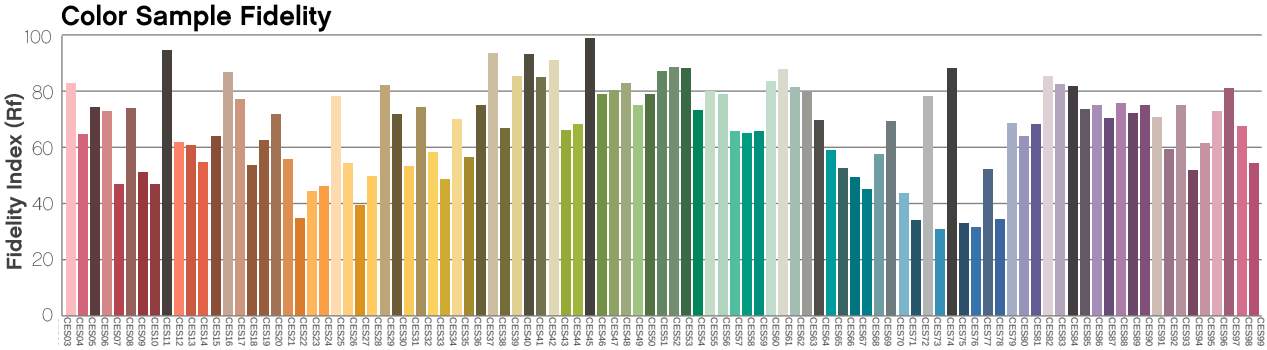

© 2020 Chauvet & Sons, LLC. All rights reserved
All product specifications, measurements and dimensions are subject to change without notice

Chromaticity Report

Maverick Storm 1 Spot: Full Spot w/ CTO Filter, Full Power

Report Summary

Measurements

Total Lumens: 3367 lm
Peak Intensity: 276011 cd
Fixture Efficacy: 5 lm/W

Correlated Color Temperature: 3159K
Δuv: 0.0071

CRI: 68.5 CRI R9 Value: -32.3
CQS: 70.2
TLCI: 45
TM-30-18 Rf: 69.8
TM-30-18 Rg: 93.4
1st Dominant Wavelength: 589 nM
2nd Dominant Wavelength: 448 nM

Spectral Distribution

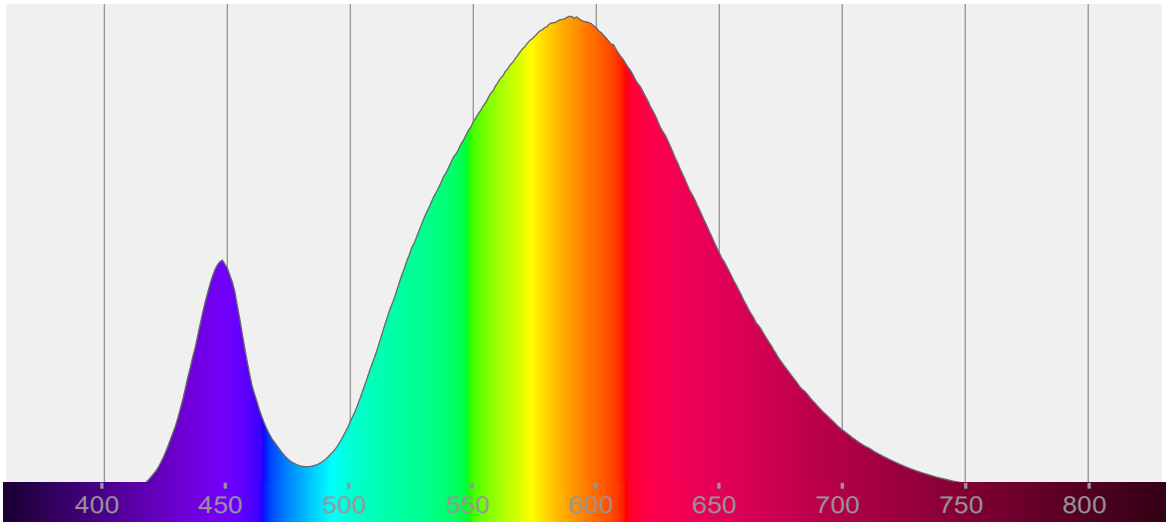

Tested Color

3159 K
CIE 1931 Coordinates:
X: 0.436 Y: 0.422

Color Temperature

3159 K

Light Quality

CRI: 68.5

Notes:

© 2020 Chauvet & Sons, LLC. All rights reserved
All product specifications, measurements and dimensions are subject to change without notice

Chromaticity Report

Maverick Storm 1 Spot: Full Spot w/ CTO Filter, Full Power

Chromaticity

CIE 1931

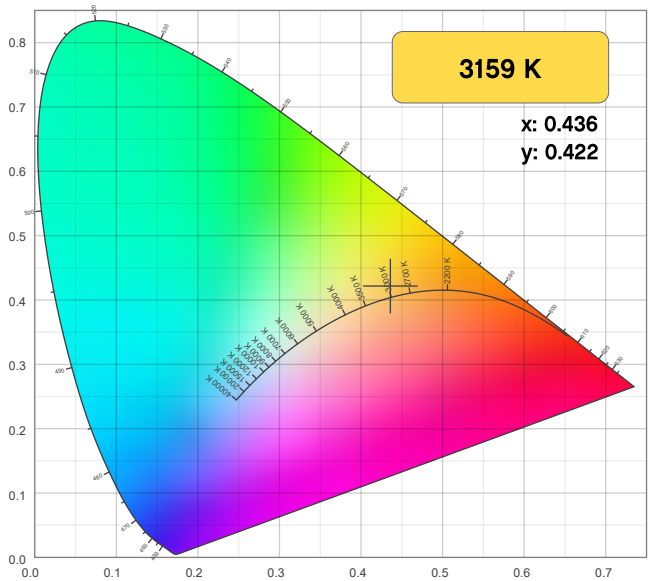

CIE 1931 - Zoom

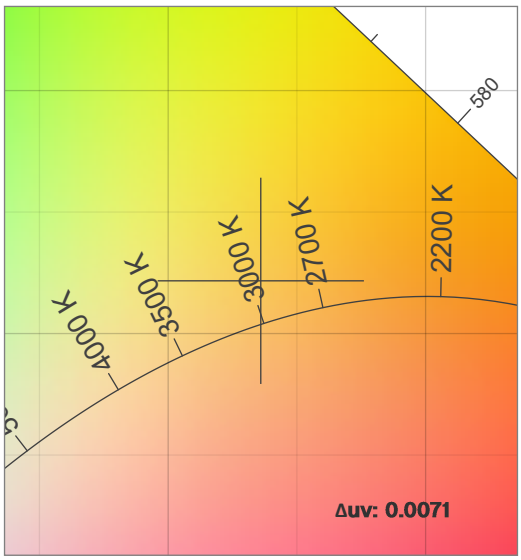

CRI: 68.5 (R1-R8)

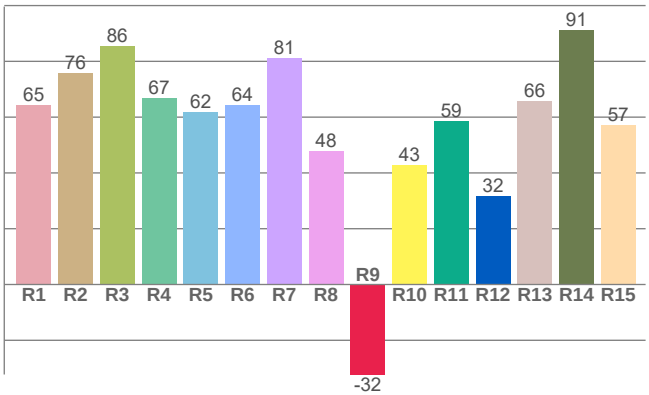

CQS: 70.2

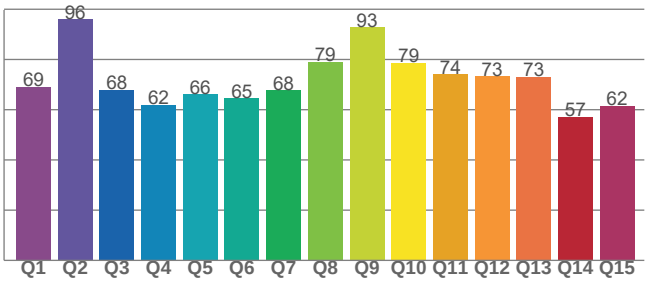

Color Parameters

Color Temperature	Color Coordinate CIE 1931	Color Coordinate CIE 1931
CCT	x	y
3159 K	0.436	0.422

Color Deviation from Black Body Curve	Color Coordinate CIE 1964	Color Coordinate CIE 1964
Δuv	y	u
0.0071	0.422	0.243

Color Rendering Index	Red Component	Color Quality Scale
CRI	CRI - R9	CQS
68.5	-32.3	70.2

Television Lighting Consistency Index	Color Fidelity	Color Gamut
TLCI	TM-30-18 - Rf	TM-30-18 Rg
45	69.8	93.4

© 2020 Chauvet & Sons, LLC. All rights reserved
All product specifications, measurements and dimensions are subject to change without notice

Chromaticity Report

Maverick Storm 1 Spot: Full Spot w/ CTO Filter, Full Power

TM-30-18 Details

Rf 69.8

Fidelity Index (Rg)

Rg 93.4

Gamut Index (Rg)

Hue Bin	R_f	Chroma Shift	Hue Shift
1	66	-16%	-4%
2	67	-14%	10%
3	56	-6%	20%
4	67	5%	18%
5	80	11%	9%
6	82	8%	-5%
7	70	0%	-17%
8	78	-9%	-9%
9	75	-15%	-2%
10	59	-16%	14%
11	56	-8%	25%
12	74	6%	15%
13	83	10%	2%
14	76	11%	-12%
15	67	1%	-19%
16	71	-8%	-19%

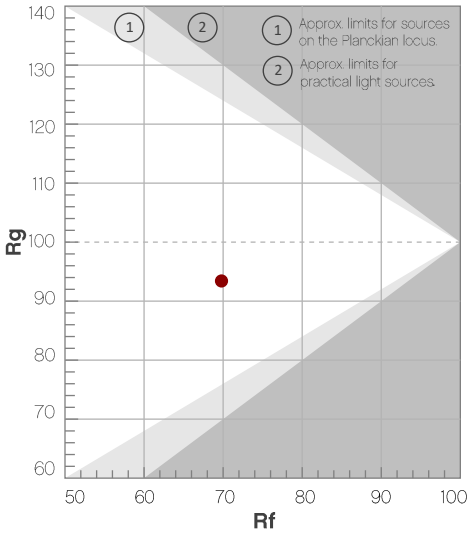

Color Vector Graphic

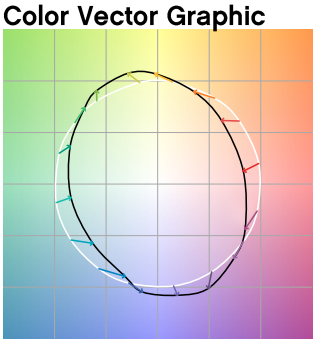

Color Distortion Graphic

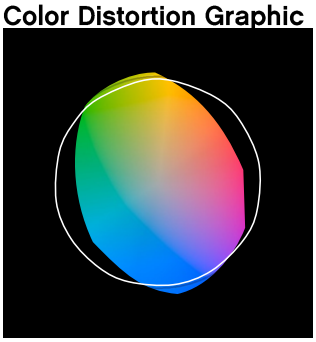

Rf by Hue Bin

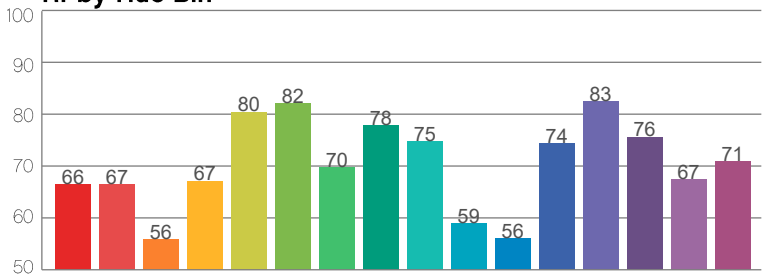

Local Chroma Shift by Hue Bin

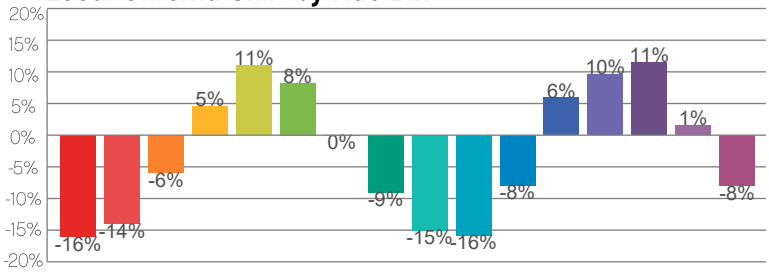

Color Sample Fidelity

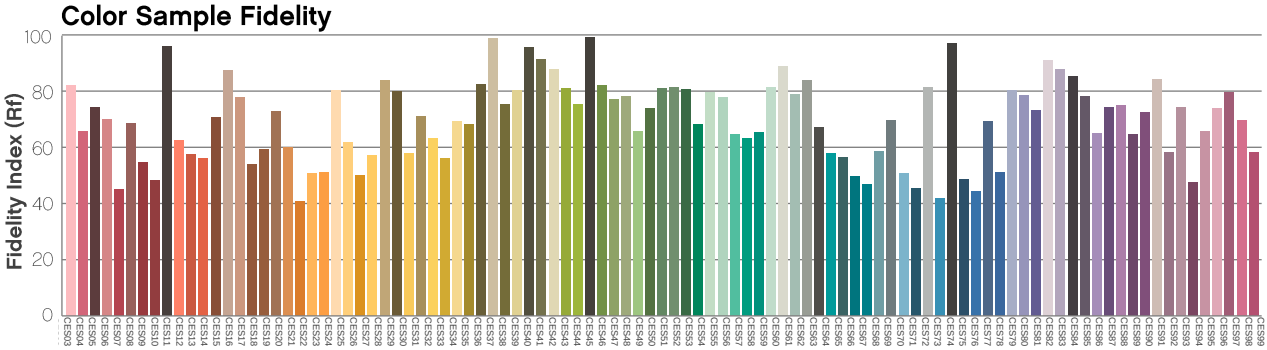

© 2020 Chauvet & Sons, LLC. All rights reserved
All product specifications, measurements and dimensions are subject to change without notice

Chromaticity Report

Maverick Storm 1 Spot: 50% Zoom, Full Power

Report Summary

Measurements

Total Lumens: 15072 lm
Peak Intensity: 176507 cd
Fixture Efficacy: 22 lm/W

Correlated Color Temperature: 6694K
Δuv: 0.0018

CRI: 69.4 CRI R9 Value: -38.1
CQS: 68.9
TLCI: 46
TM-30-18 Rf: 67.2
TM-30-18 Rg: 93.7
1st Dominant Wavelength: 447 nM
2nd Dominant Wavelength: 548 nM

Spectral Distribution

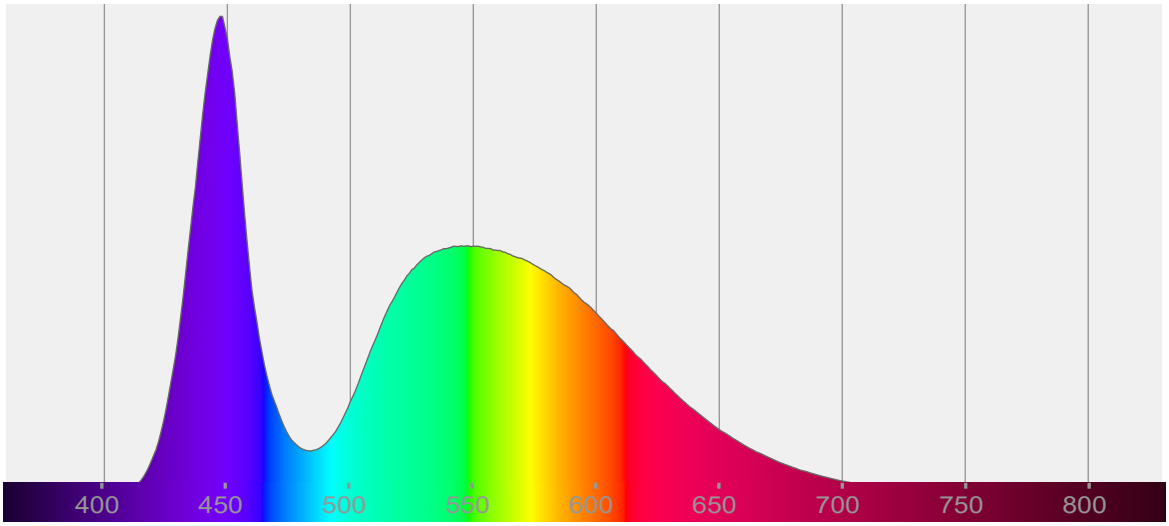

Tested Color

6694 K
CIE 1931 Coordinates:
X: 0.309 Y: 0.329

Color Temperature

6694 K

Light Quality

CRI: 69.4

Notes:

© 2020 Chauvet & Sons, LLC. All rights reserved
All product specifications, measurements and dimensions are subject to change without notice

Chromaticity Report

Maverick Storm 1 Spot: 50% Zoom, Full Power

Chromaticity

CIE 1931

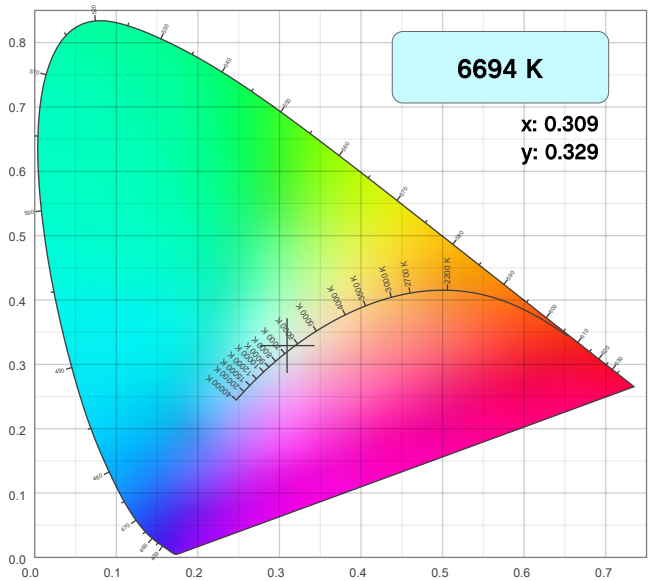

CIE 1931 - Zoom

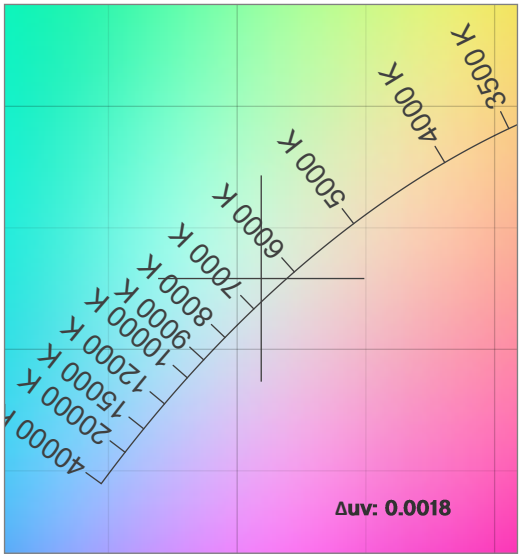

CRI: 69.4 (R1-R8)

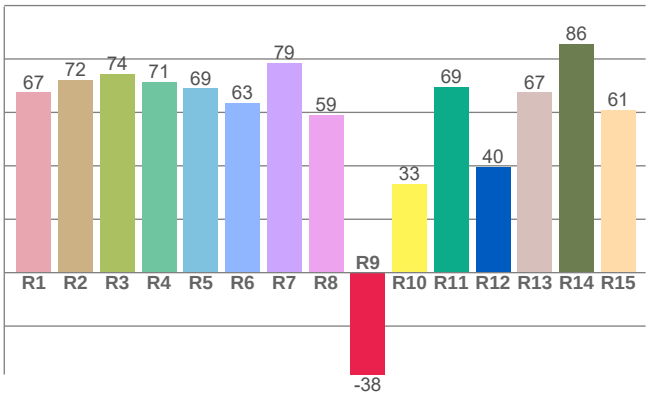

CQS: 68.9

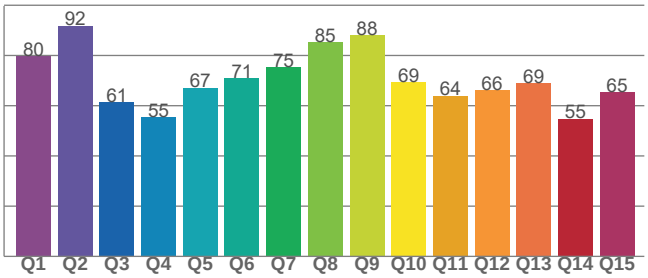

Color Parameters

Color Temperature	Color Coordinate CIE 1931	Color Coordinate CIE 1931
CCT	x	y
6694 K	0.309	0.329

Color Deviation from Black Body Curve	Color Coordinate CIE 1964	Color Coordinate CIE 1964
Δuv	y	u
0.0018	0.329	0.195

Color Rendering Index	Red Component	Color Quality Scale
CRI	CRI - R9	CQS
69.4	-38.1	68.9

Television Lighting Consistency Index	Color Fidelity	Color Gamut
TLCI	TM-30-18 - Rf	TM-30-18 Rg
46	67.2	93.7

© 2020 Chauvet & Sons, LLC. All rights reserved
All product specifications, measurements and dimensions are subject to change without notice

Chromaticity Report

Maverick Storm 1 Spot: 50% Zoom, Full Power

TM-30-18 Details

Rf 67.2
Fidelity Index (Rg)

Rg 93.7
Gamut Index (Rg)

Hue Bin	R_f	Chroma Shift	Hue Shift
1	61	-19%	-5%
2	65	-14%	10%
3	60	-8%	22%
4	61	3%	21%
5	70	12%	13%
6	82	10%	-2%
7	86	0%	-8%
8	73	-11%	-10%
9	75	-19%	4%
10	56	-16%	23%
11	43	-4%	29%
12	66	5%	20%
13	76	14%	7%
14	73	18%	-10%
15	64	6%	-24%
16	72	-6%	-14%

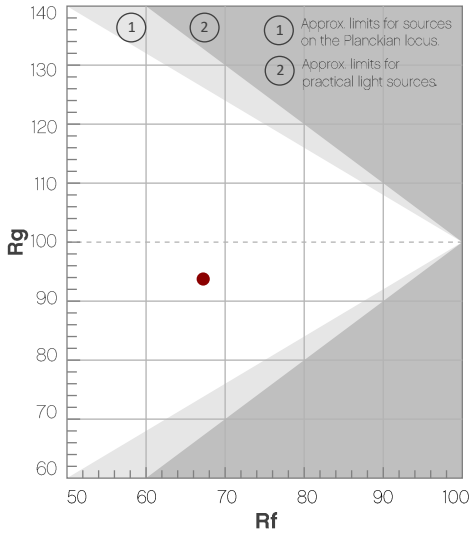

Color Vector Graphic

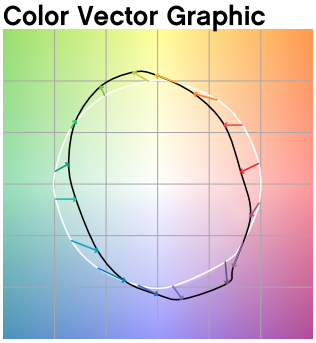

Color Distortion Graphic

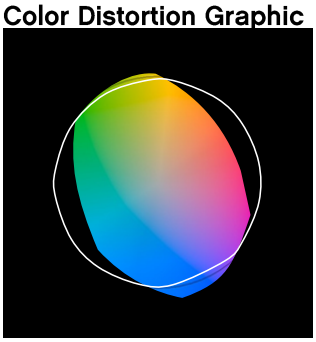

Rf by Hue Bin

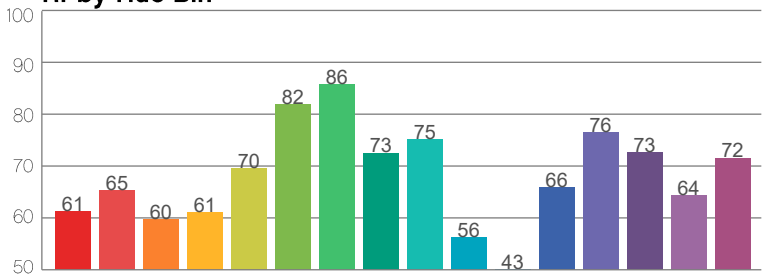

Local Chroma Shift by Hue Bin

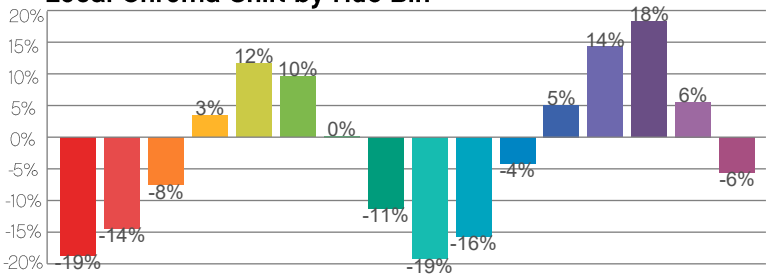

Color Sample Fidelity

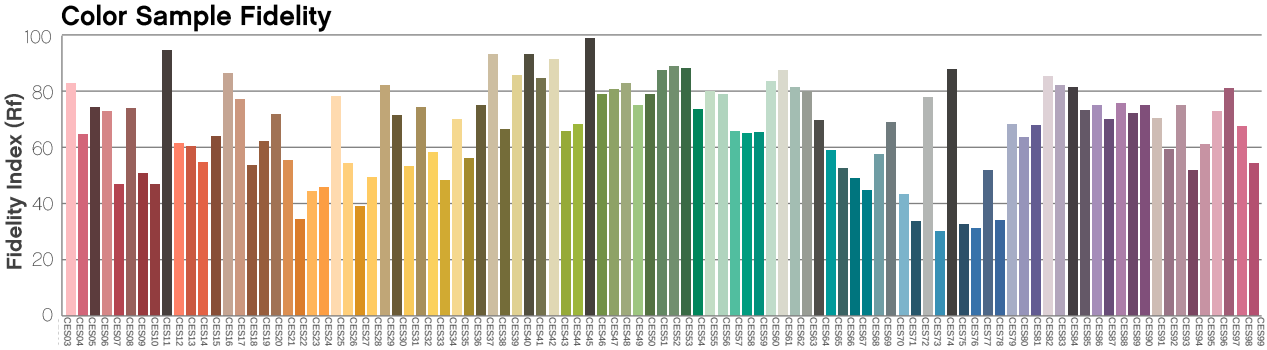

© 2020 Chauvet & Sons, LLC. All rights reserved
All product specifications, measurements and dimensions are subject to change without notice

Chromaticity Report

Maverick Storm 1 Spot: 50% Zoom w/ CTO Filter, Full Power

Report Summary

Measurements

Total Lumens: 5809 lm
Peak Intensity: 67791 cd
Fixture Efficacy: 9 lm/W

Correlated Color Temperature: 3174K
Δuv: 0.0064

CRI: 68.6 CRI R9 Value: -32.3
CQS: 70.0
TLCI: 44
TM-30-18 Rf: 69.5
TM-30-18 Rg: 93.7
1st Dominant Wavelength: 589 nM
2nd Dominant Wavelength: 448 nM

Spectral Distribution

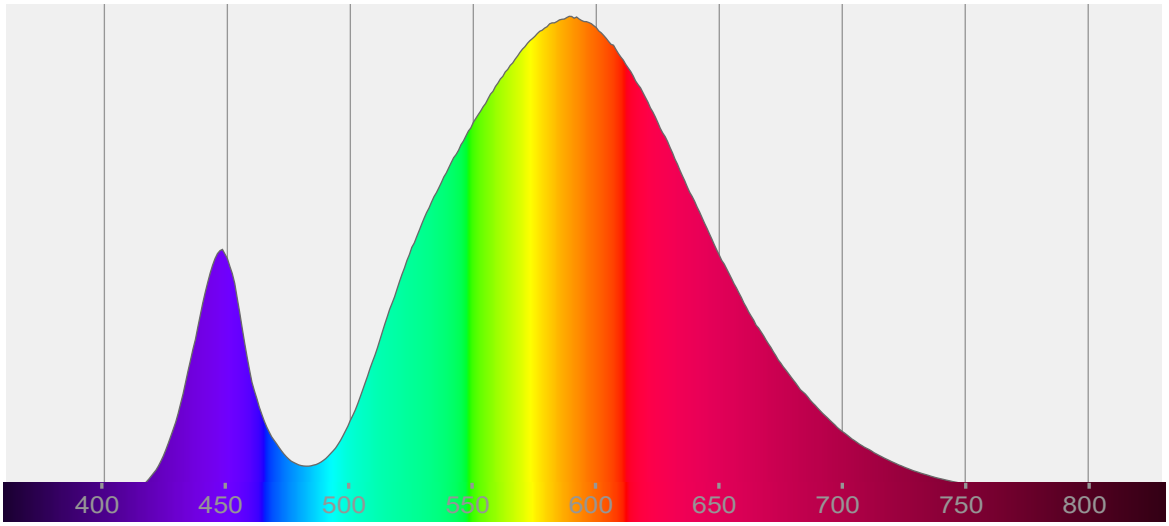

Tested Color

3174 K
CIE 1931 Coordinates:
X: 0.434 Y: 0.419

Color Temperature

3174 K

Light Quality

CRI: 68.6

Notes:

© 2020 Chauvet & Sons, LLC. All rights reserved
All product specifications, measurements and dimensions are subject to change without notice

Chromaticity Report

Maverick Storm 1 Spot: 50% Zoom w/ CTO Filter, Full Power

Chromaticity

CIE 1931

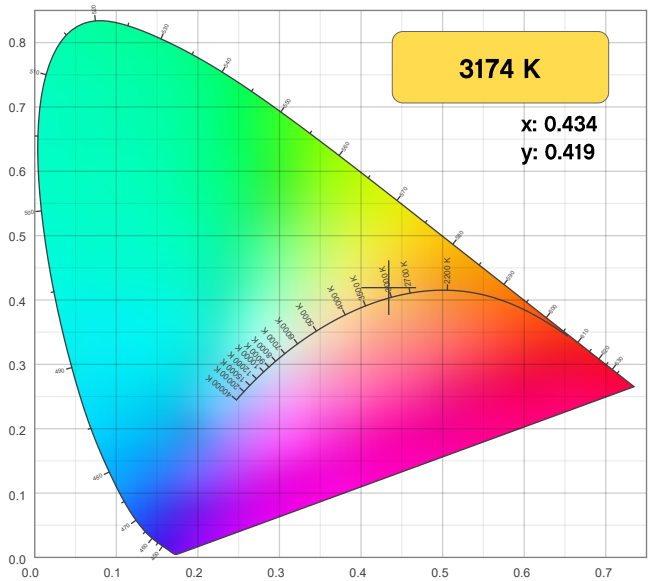

CIE 1931 - Zoom

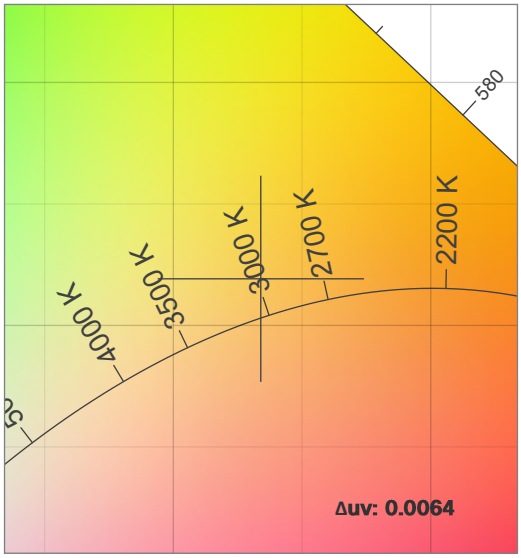

CRI: 68.6 (R1-R8)

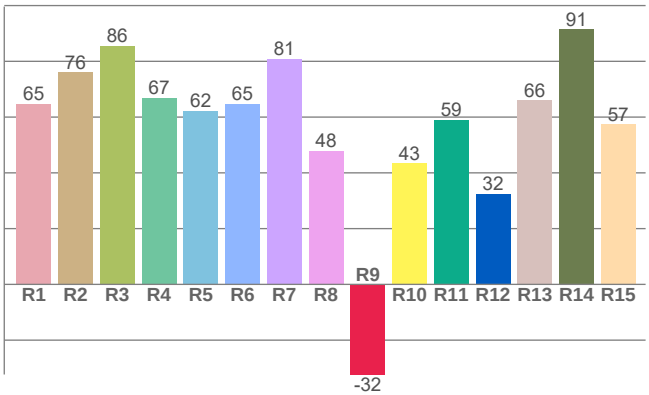

CQS: 70.0

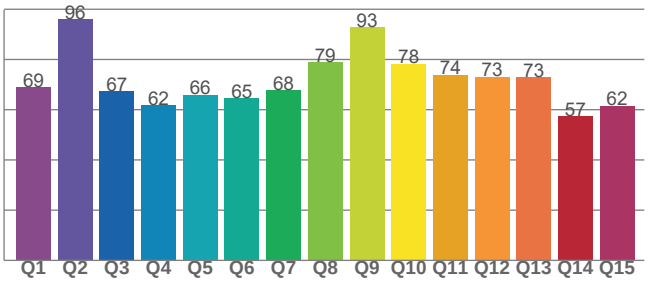

Color Parameters

Color Temperature	Color Coordinate CIE 1931	Color Coordinate CIE 1931
CCT	x	y
3174 K	0.434	0.419

Color Deviation from Black Body Curve	Color Coordinate CIE 1964	Color Coordinate CIE 1964
Δuv	y	u
0.0064	0.419	0.242

Color Rendering Index	Red Component	Color Quality Scale
CRI	CRI - R9	CQS
68.6	-32.3	70.0

Television Lighting Consistency Index	Color Fidelity	Color Gamut
TLCI	TM-30-18 - Rf	TM-30-18 Rg
44	69.5	93.7

© 2020 Chauvet & Sons, LLC. All rights reserved
All product specifications, measurements and dimensions are subject to change without notice

Chromaticity Report

Maverick Storm 1 Spot: 50% Zoom w/ CTO Filter, Full Power

TM-30-18 Details

Rf 69.5

Fidelity Index (Rg)

Rg 93.7

Gamut Index (Rg)

Hue Bin	R_f	Chroma Shift	Hue Shift
1	66	-16%	-4%
2	66	-14%	10%
3	55	-6%	21%
4	67	5%	18%
5	80	11%	10%
6	82	9%	-5%
7	69	0%	-17%
8	78	-9%	-9%
9	75	-15%	-2%
10	59	-16%	14%
11	56	-8%	25%
12	74	6%	15%
13	82	10%	2%
14	76	12%	-12%
15	67	2%	-19%
16	71	-8%	-20%

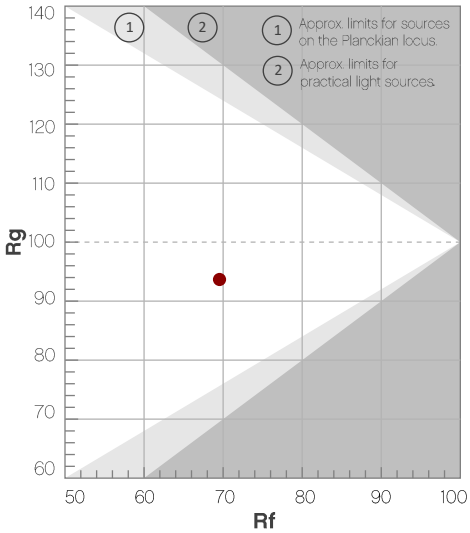

Color Vector Graphic

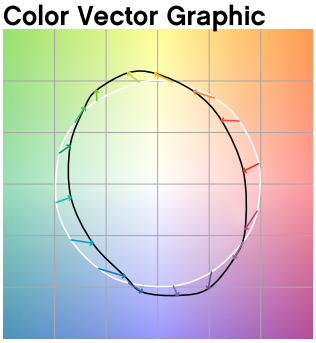

Color Distortion Graphic

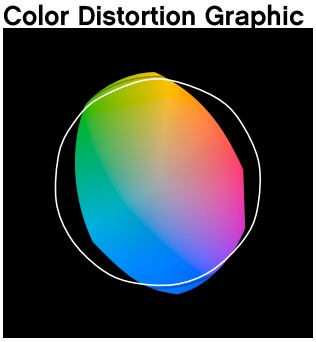

Rf by Hue Bin

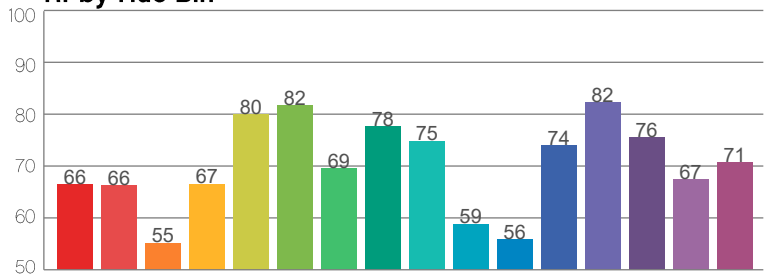

Local Chroma Shift by Hue Bin

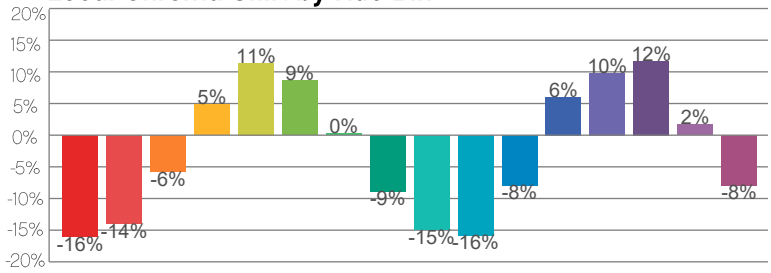

Color Sample Fidelity

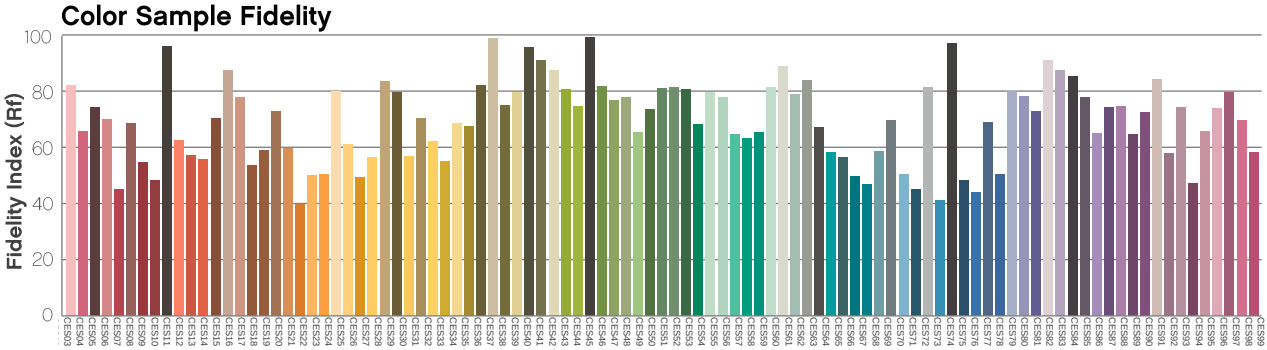

© 2020 Chauvet & Sons, LLC. All rights reserved
All product specifications, measurements and dimensions are subject to change without notice

Contact Us

General Information	Technical Support
Chauvet World Headquarters	
5200 NW 108th Ave. Sunrise, FL 33351 Voice: (954) 577-4455 Fax: (954) 929-5560 Toll Free: (800) 762-1084	Voice: (844) 393-7575 Fax: (954) 756-8015 Email: chauvetcs@chauvetlighting.com Website: www.chauvetprofessional.com
Chauvet Europe Ltd	
Unit 1C Brookhill Road Industrial Estate Pinxton, Nottingham, UK NG16 6NT Voice: +44 (0) 1773 511115 Fax: +44 (0) 1773 511110	Email: UKtech@chauvetlighting.eu Website: www.chauvetprofessional.eu
Chauvet Europe BVBA	
Stokstraat 18 9770 Kruishoutem, Belgium Voice: +32 (9) 388 93 97	Email: BNLtech@chauvetlighting.eu Website: www.chauvetprofessional.eu
Chauvet France	
3, Rue Ampère 91380 Chilly-Mazarin, France Voice: +33 1 78 85 33 59	Email: FRtech@chauvetlighting.fr Website: www.chauvetprofessional.eu
Chauvet Germany	
Bruno-Bürgel-Str. 11 28759 Bremen, Germany Voice: +49 421 62 60 20	Email: DEtech@chauvetlighting.de Website: www.chauvetprofessional.eu
Chauvet Mexico	
Av. de las Partidas 34 - 3B (Entrance by Calle 2) Zona Industrial Lerma Lerma, Edo. de México, CP 52000 Voice: +52 (728) 690-2010	Email: servicio@chauvetlighting.de Website: www.chauvetprofessional.eu

Visit the applicable website above to verify our contact information and instructions to request support. Outside the U.S., U.K., Ireland, Benelux, France, Germany, or Mexico, contact the dealer of the record.