



Be sure to write your model number and serial number here for future reference. You can find these numbers printed on the bottom of the table.

MODEL NO.: T8450
DATE CODE : CPSIA#2- T8450 - ____-NY
PURCHASE DATE :

OWNER'S MANUAL

1. Read this manual carefully before starting assembly. Read each step completely before beginning each step.
2. Some smaller parts may be shipped inside larger parts. Check inside all parts and cartons before assembling or ordering parts.
3. If hardware is tightened too soon, mounting holes may not align and parts may not easily fit together. Leave bolts slightly loose until you are instructed to tighten them.
4. **Tools required for assembly:** No tools required.
5. Avoid scratching table tennis top and metal tube parts during the assembly process.
6. Assemble product on clean, level and flat surface.
7. Take time to correctly orientate parts exactly as per each assembly diagram.
- 8 Save this instruction in the event that the manufacturer has to be contacted for replacement parts.

CAUTION:

READ ASSEMBLY, OPERATING AND SAFETY INSTRUCTIONS CAREFULLY! AT LEAST TWO ADULTS ARE NEEDED TO PUT THIS TABLE TOGETHER!

Thank you for buying our product. We try hard to ensure that our products are of high quality and free of problems, such as Manufacturing defects or missing parts. However, if you have any problems with your new product, please **DO NOT RETURN IT TO THE STORE!**

Please Do Not Return This Product To The Store!

Contact Escalade® Sports customer service department at:

Phone: 1-866-467-1421 Toll-Free! Fax: 1-866-873-3533 Toll-Free! E-mail: tabletennis@escaladesports.com	Mailing Address <u>(correspondence only):</u> Escalade Sports PO Box 889, Evansville, IN 47706	Physical Location: Escalade Sports 817 Maxwell Ave. Evansville, IN 47711
---	--	--

Please provide model number and/or part number of the product and/or part when you call or write. These numbers can be found on the product, packaging, and/or in this Owner's Manual.

Please visit our website at: www.escaladesports.com

- | | |
|--|----------------------------|
| ON-LINE TROUBLE SHOOTING | TECHNICAL ASSISTANCE |
| ON-LINE PARTS REQUESTS | FREQUENTLY ASKED QUESTIONS |
| ADDITIONAL ESCALADE® SPORTS PRODUCT INFORMANTION | |



CARE AND MAINTENANCE

You have purchased a quality product that will give you years of enjoyment. By following these simple maintenance steps, you will add to the life of your new table.

THE TABLE TOP

The top (playing surface) of your table is made of Mid-Density Board. Like all products made of wood, it can be affected by atmospheric changes in both temperature and humidity. This may cause a slight sag or distortion as the top expands or contracts. This is normal and should not cause concern as it does not detract from the play or utility value of the table. After assembly of the table, you can minimize the effects of temperature and humidity changes by storing the table in a dry area when table is not in use.

STORAGE OF YOUR TABLE

This table must be stored indoors to prevent damage to the playing surface. Dampness and extreme temperature changes can cause the wood to warp, swell, crack or blister. When your table is not in use, it should be stored in a dry area. Due to the nature of particle board, table top may bow. Damp and humid conditions will amplify this. This is normal and will not affect playability of table.

CLEANING YOUR TABLE

To clean your table use a soft, damp (NOT WET) cloth only. To prevent damage to your table's playing surface, DO NOT USE ANY CHEMICALS, ABRASIVE OR CLEANING PRODUCTS on your table's playing surface.

MAINTENANCE OF YOUR TABLE

Be sure to oil all moving parts of your table including the pivot points. This will insure the safety and ease of use of your table.

This table must be kept indoors to prevent damage to the playing surface. Dampness and extreme temperature changes which occur on patios or similar areas can cause wood to warp, swell, crack or blister.


UNEVEL FLOORS

If table does not seem level, it is probably due to uneven or unlevel floors. Set the table in its PLAYING POSITION and move table several inches in different directions to find the best location for the table. If the floor is extremely unlevel, table may not play or operate properly.

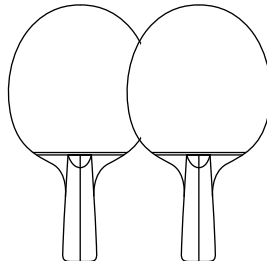
If table is high in the center, shim up under the outer legs.

The table has leg levelers - Adjust leg levelers as required.

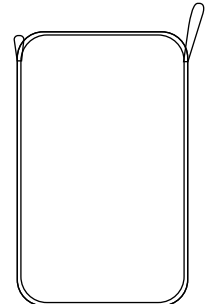
PARTS IDENTIFIER (Not to Scale)



P1 - TABLE TENNIS TABLE
(1 pc)



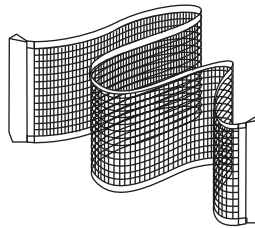
P2 - RACKET
(2 pcs)



P3 - CARRY BAG
(1 PC)



P4 - BALL
(2 pcs)



P5 - NET (1 pc)

IMPORTANT NOTE: Place Table Tennis Table surface face down on a **CLEAN** flat surface for ease of correct assembly and to prevent any scratches or blemishes to the playing surface.

PARTS REQUIRED

1 pc - **P1** TABLE TENNIS TABLE

STEP 1:

Begin by fully unfolding the table, we recommend unfolding the table on its side as show in **FIGURE 1**.

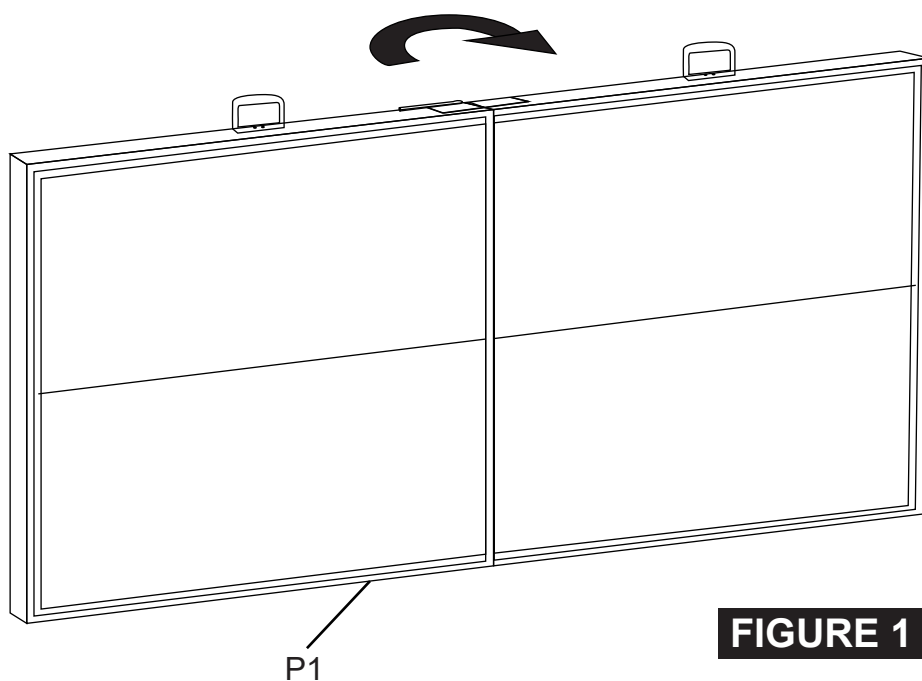


FIGURE 1

STEP 2:

Unfold all the support legs fully until they securely lock in place, especially for six hinges as show in **FIGURE 2**.

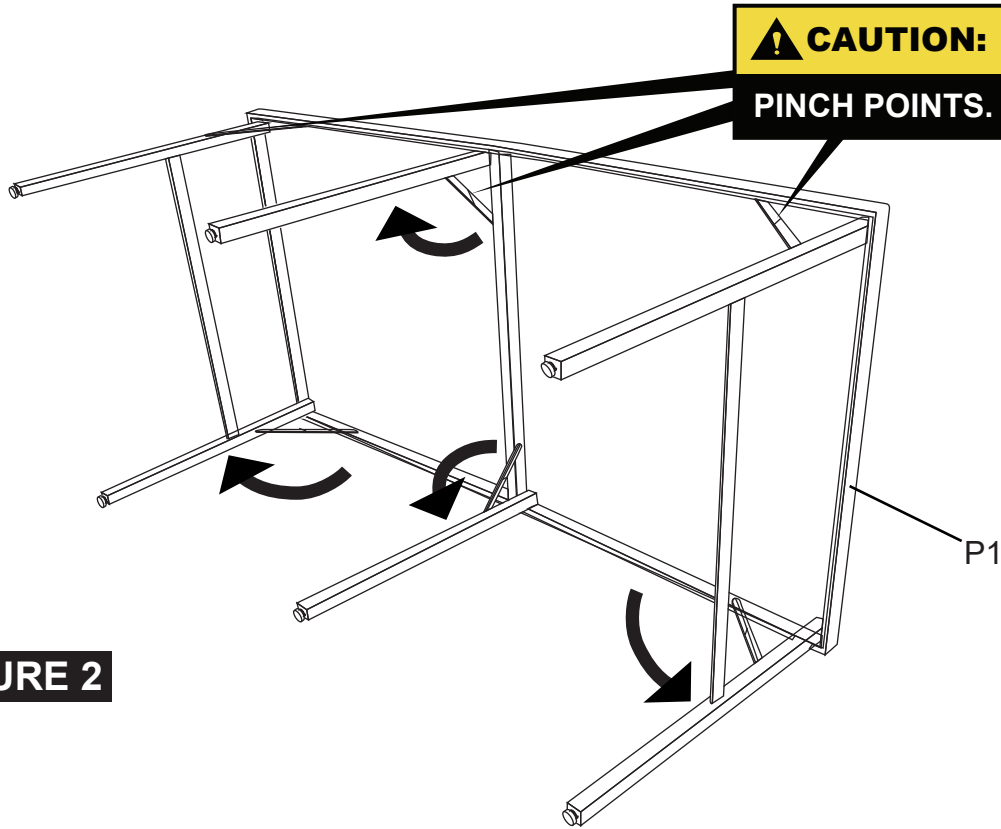


FIGURE 2

STEP 3:

With a person on each side, turn the table upright and prop up the net posts on the sides of the table as show in **FIGURE 3**.

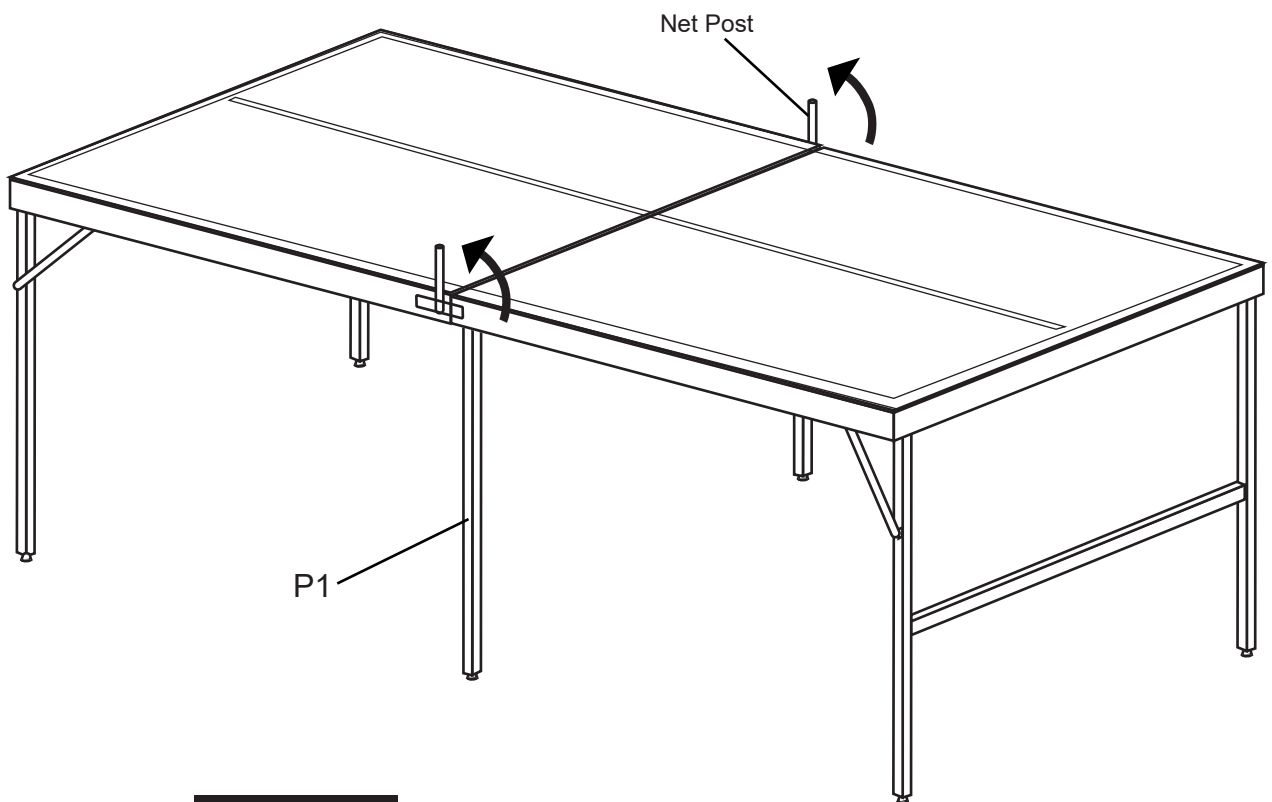


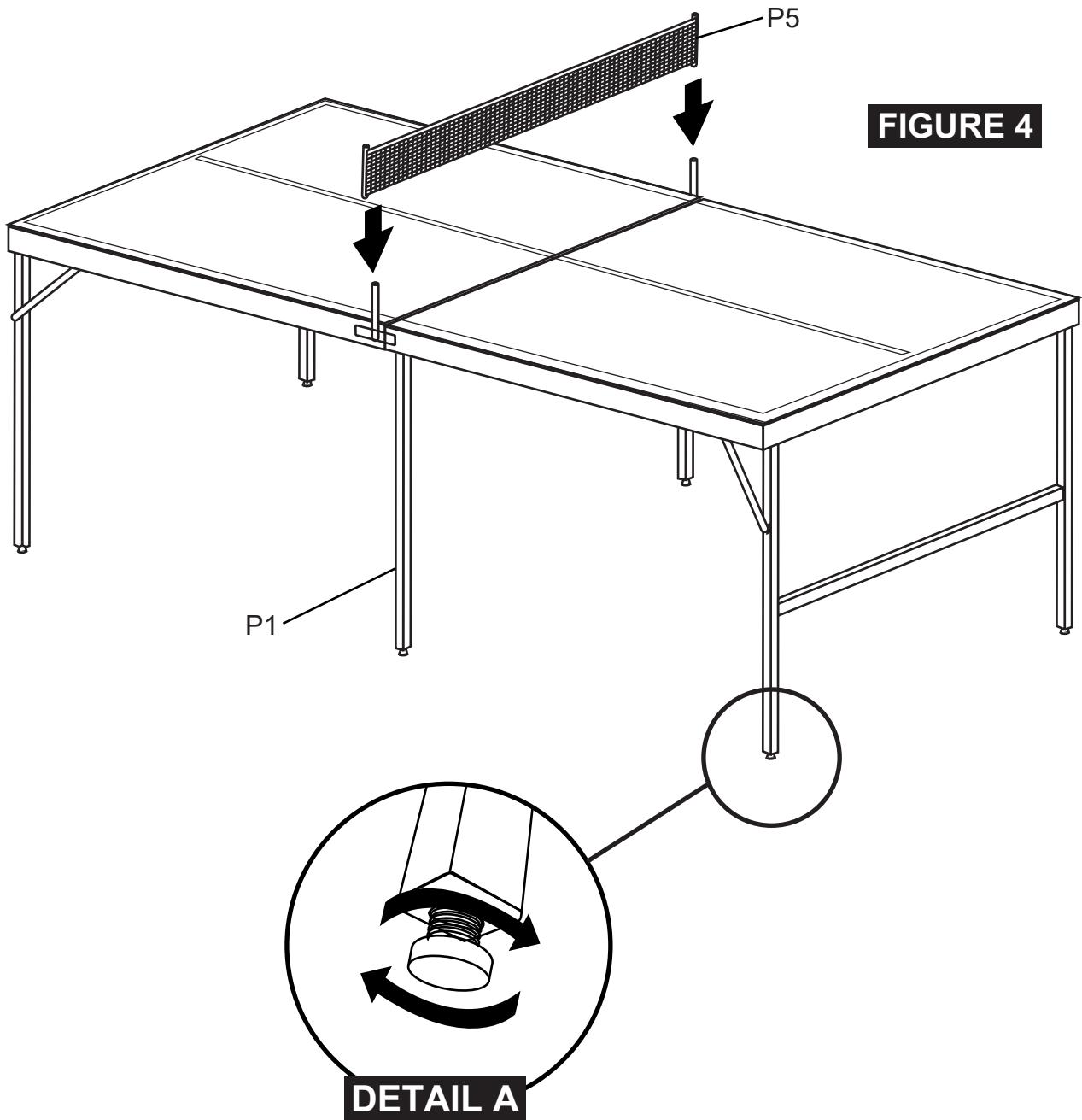
FIGURE 3

PARTS REQUIRED

1 pc - P5 Net

STEP 4:

Attach the Net **P5** by sliding the net loops over the poles. Ensure the white side is on top when attaching the net as show in **FIGURE 4**. Features adjustable feet for added stability on any surface as show in **FIGURE 4 & DETAIL A**.



T8450 TABLE TENNIS TABLE SPARE PARTS

Key#	Part No.	Description	Qty
P1	T8450NY-P1	TABLE TENNIS TABLE	1
P2	T8450NY-P2	RACKET	2
P3	T8450NY-P3	CARRY BAG	1
P4	T8450NY-P4	BALL	2
P5	T8450NY-P5	NET	1

90 DAY LIMITED WARRANTY

This consumer warranty extends to the original consumer purchase of any ESCALADE® SPORTS Product (hereinafter referred as the "Product").

WARRANTY DURATION: This Product is warranted to the original consumer purchase of a period of ninety (90) days from the original purchase.

WARRANTY COVERAGE: ESCALADE® SPORTS warrants to the original Consumer Purchaser that any Product of its manufacture is free from defects in material and workmanship when used for the intended purpose under normal use and conditions. THIS WARRANTY IS VOID IF THE PRODUCT HAS BEEN DAMAGED BY ACCIDENT, UNREASONABLE USE, NEGLIGENCE, IMPROPER SERVICE, FAILURE TO FOLLOW INSTRUCTIONS PROVIDED WITH THE PRODUCT OR OTHER CAUSES NOT ARISING OUT OF DEFECTS IN MATERIAL AND WORKMANSHIP.

WARRANTY PERFORMANCE: During the above ninety (90) day warranty period, ESCALADE® SPORTS shall repair or replace with a comparable model, and Product, or component thereof, which may prove defective under normal use and proper care, and which our examination shall disclose to our satisfaction to be thus defective, please contact our Warranty Dept.

1-866-467-1421 / Warranty Dept.

Or Write us at:

Escalade® Sports, Inc. - P.O. Box 889, Evansville, IN 47706 - Attn: Warranty Dept.

Or E-mail us at:

customerservice@escaladesports.com

Other than shipping requirements no charge will be made for such repair or replacement of in-warranty Products. ESCALADE® SPORTS strongly recommends that the Product is insured for value prior to mailing.

WARRANTY DISCLAIMERS: ANY IMPLIED WARRANTIES ARISING OUT OF THIS SALE, INCLUDING BUT NOT LIMITED TO THE IMPLIED WARRANTIES OF MERCHANTABILITY AND FITNESS FOR A PARTICULAR PURPOSE, ARE LIMITED IN DURATION TO THE ABOVE NINETY (90) DAY WARRANTY PERIOD. ESCALADE® SPORTS SHALL NOT BE LIABLE FOR LOSS OF USE OF THE PRODUCT OR OTHER CONSEQUENTIAL OR INCIDENTAL COSTS, EXPENSES OR DAMAGES INCURRED BY THE CONSUMER OF ANY OTHER USE.

Some states do not allow the exclusion or limitation of implied warranties or consequential or incidental damages, so the above limitations or exclusions may not apply to you.

LEGAL REMEDIES: This warranty give you specific legal rights and you may also have other rights which may vary from state to state.

NOT COVERED BY THIS WARRANTY:

- Product not intended to be in places of public assembly, such as, but not limited to, schools, parks, public or private recreational facilities.
- Any product subjected to Non-residential abuse, negligence, improper installatin, vandalism, acts of God, alteration of product, or any other events beyond the control of ESCALADE SPORTS.