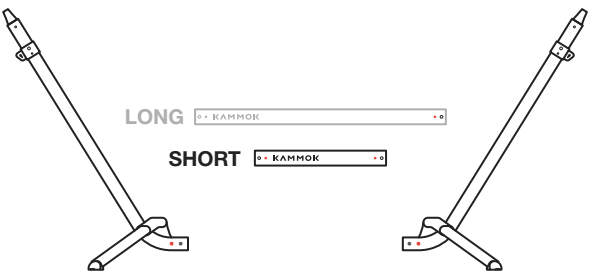


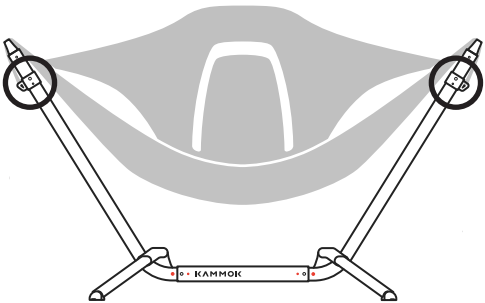
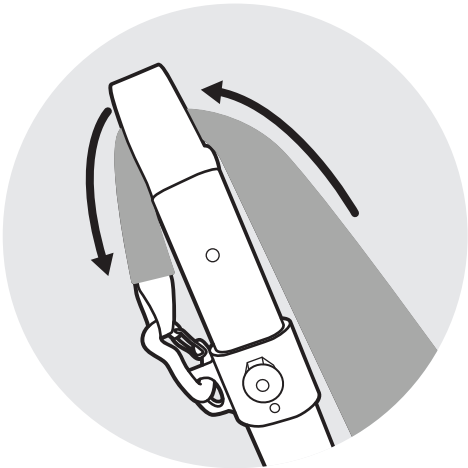
1 Add Middle Bar

When assembling your Swiftlet, use the short bar to assemble both arms.



2 Clip in Seat

Clip the seat into the teacup sliders, ensuring that the hammock is fully wrapped within the U-shaped cradles at the ends of each arm.



3 Adjust to Perfection

Adjust the teacup sliders on each arm to find your perfect hang. Ensure the pin snaps in to a hole before sitting.

To adjust seat angle pull left and right adjustment straps. Note: For easy adjusting stand up for reduce weight on straps.

