



PL-8312

Cascade Series
Bathroom Faucet

Features

- Single Lever Handle Allows for Both On/Off Activation
- Ceramic Disc Valves Exceed Industry Longevity Standards for a Lifetime of Durable Performance
- 1.5 gal/min (5.7 l/min) Maximum Flow Rate [Max at 60 psi (4.1 bar)]
- Hot/Cold Indexing on Handles
- Flexible Supplies for Simplified Installation







Material

- Ceramic Cartridge
- Premium Metal Construction
- Finishing Resists Corrosion and Tarnishing

Available Color/Finishes

Intended for reference only

Color	Description
	Chrome
	Brushed Nickel
	Matte Black
	Brushed Gold

Installation

- Three Hole, 8" Spread

Codes/Standards

- ADA Compliant

6140 Ulmerton Road Clearwater, FL 33760

Phone: (727) 388-9895

Fax: (727) 362-1281

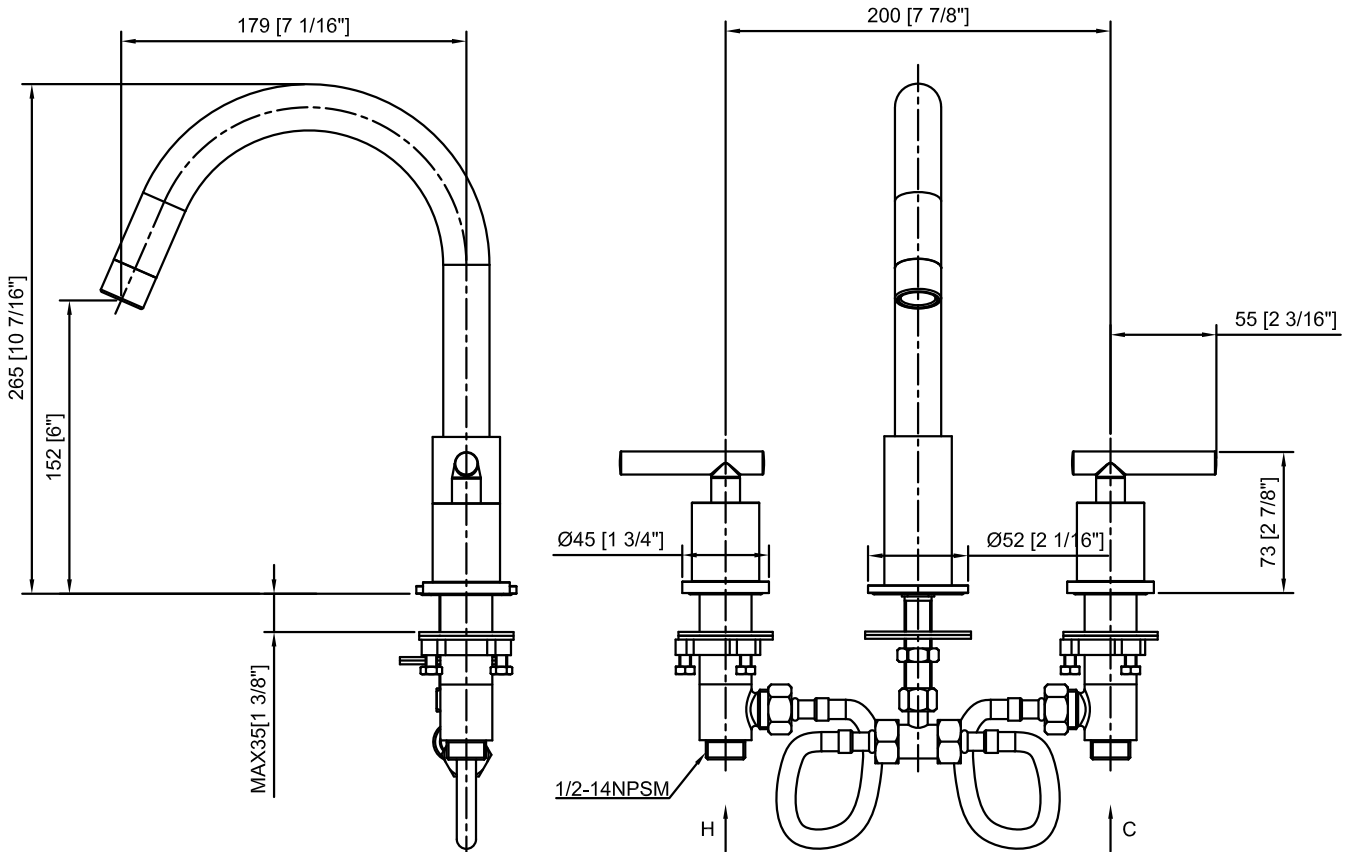
For the most current Specification Sheet, go to www.pelicansinks.com





PL-8312

Cascade Series
Bathroom Faucet



Technical Information

All product dimensions are nominal

8" Spread

Spout Length: 7 1/16"

Spout Height: 6"

Overall Height: 10 7/16"

Flow Rate: 1.5 gal/min (5.7 l/min)

Pressure: 60 psi (4.1 bar)

Valve Body: Lead Free Brass

Drain Included: No

Installation Information

Install this product according to the installation instructions.

Limited Lifetime Warranty

See website for detailed warranty information.

6140 Ulmerton Road Clearwater, FL 33760

Phone: (727) 388-9895

Fax: (727) 362-1281

For the most current Specification Sheet, go to www.pelicansinks.com

