



HVAC SOLUTIONS

DUCTLESS

Aspen® Pumps

NoKink®

PRO-Fit™

Paircoil™

EasyBend®

Mighty Bracket™

Flaretite®

Safe-T-Switch®

EZ Trap®

ArmorPad™

Dust Free®

Fortress®


Slimduct®

Outset™

Big Foot®

Mounting Brackets

RSH™ Series



CONDENSATE PUMPS

Condensate pumps designed




Commercial

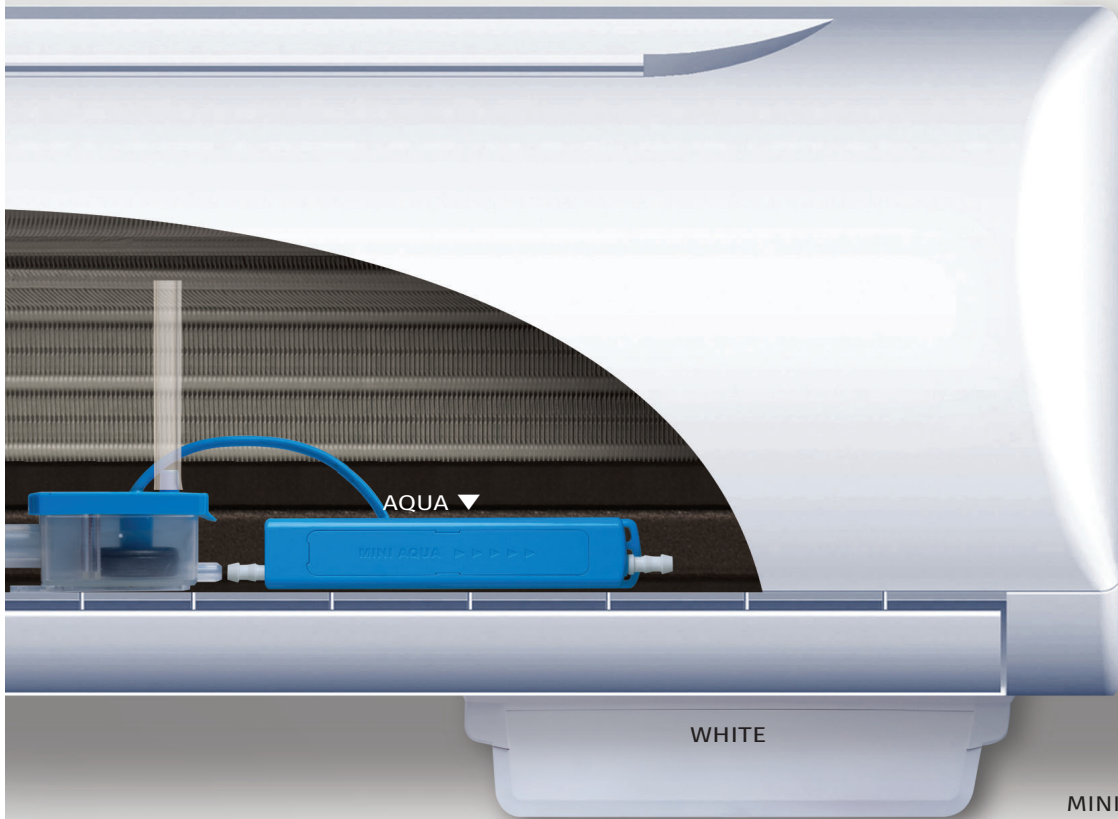


Residential

- 5 Mini-split pump styles.
- Versatile pump positioning.
- Quiet operation.



ORANGE SERIES ▲



AQUA ▼

WHITE



LIME SERIES ▲

MINI TANK
4 installation options ▼



The easiest way to find the right pump for any brand of mini-split ...
Action videos and full details @ rectorseal.com/aspens-mini



for mini-split systems.



SELECTING THE CORRECT ASPEN MINI-PUMP

Five pump models

- Aqua • Orange • Lime
- White • Mini Tank

Four considerations

- **Appearance** - A concealed (Aqua) or remote condensate pump (Orange or Mini Tank) will preserve the attractive nature of any mini-split installation. Surface mounted pumps (Lime or White) are neatly covered. All pumps are hidden from view and provide a clean finished appearance.
- **Quiet Operation** - For best practice, choose a remote pump (Orange) installation for the quietest operation in noise sensitive areas. Silent + models are also available. They run quieter and are designated by SP suffix.
- **Ease of Installation** - Aspen pump models can accommodate any installation. See the guide and chart for options.
- **Maintenance** - Pump models with filters must be cleaned regularly. Choose a surface type pump (Lime or White) for easy filter access.

Two mini-pump types:

- **Split** - (Orange or Aqua) are designed with separate pump and reservoir. The pump includes an electronic PCB and the pump motor. The reservoir contains the filter and the switching mechanism to activate the pump, and must always be kept level and clean for proper operation of the float switch. The filter must be cleaned regularly. The 2 elements are connected together with a length of 1/4" ID vinyl tube and a communication cable, both of which are usually around 6 feet long.
- **Monobloc** - (Lime, White, or Mini Tank) are designed with both the pump and reservoir as one integral unit, sharing a common body. No connecting tubes or wires are needed. Most mini pumps are cooled and lubricated by the water flowing through them. They require a float switch to detect the presence of water in the drain pan and activate the pump only when water is present, while the new Mini White Silent+ uses an adaptive capacitance sensor that differs from a capacitance sensor, since the Silent+ has variable speeds and no dip switch settings for speeds.

Aspen Pumps features:

- Quick and easy to install
- Mini Pumps fit mini-splits up to 54,000 BTU/hr; and Maxi Pumps fit Mini-Splits up to 157,000 BTU/hr
- Self priming
- Hall effect sensors operate on water rise; Mini White Silent+ utilizes an adaptive capacitance sensor
- Dry contact for overflow protection
- Cleanable filters
- Quiet - 19dB(A) to 47dB(A)
- Thermally protected
- Maximum water temperature 104°F
- Discharge hose 1/4" ID
- Kits include all components required
- 1 amp fuse included (must be installed to validate the warranty)

NOTE: Sound level and pump performance varies with voltage and frequency.





MINI-SPLIT PUMP KITS

White Series

Silent+ ultra slim, ultra quiet new generation model

NEW



Code	Universal Voltage	Power Supply	Power Consumption	Ctn. Wt.	Qty
83930	(ASP-MWS+UNI)	100-250 VAC	.18A 2.1W max.	2 lbs	1

FEATURES

- Ultra quiet operation
- Low profile design allows installation above a door
- Discreet: Pump designed to be positioned within high wall unit shadow line
- Neutral design complements leading manufacturers' high wall units
- Easy installation: Optional easy fit installation insert provided
- Reversible: Position inlet left or right for installation flexibility
- Univolt One product suits all
- Capacitance technology: Soft start and variable flow; pump speed optimized in response to flow rate

Specifications:

Duty Cycle:

Continuous

Capacity:

Up to 54,000 BTU/hr; 12 GPH @ zero head; 6 GPH @ 33ft head

Maximum head: 33 ft

Maximum Water Temp: 104° F

Suction Lift: NA

Sound level:

19 dB(A) @ 3 ft

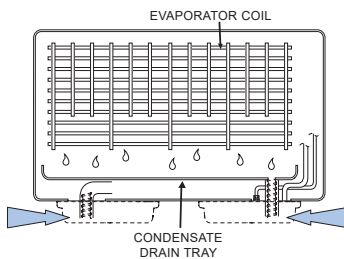
5A volt-free high level safety wires, N.C / N.O. contacts rated @ 5A inductive @ 230V AC

Pump Dimensions:

L-11.5" x H-1.3" x W-1.9"

Class II Appliance

TYPICAL PUMP LOCATIONS



Aspen pre-filter available – see page 16

*Potting is the process of epoxy filling a complete assembly for resistance to shock, vibration, moisture, chemical and promotes sound dampening.



MINI-SPLIT PUMP KITS

White Series

Mounts directly below evaporator, quick installation



Code	Universal Voltage	Power Supply	Power Consumption	Ctn. Wt.	Qty
83939	(ASP-MW-UNI)	100-250 VAC	.17A 19W	2lbs	1

FEATURES

- Surface mounts below evaporator, at either end
- Crisp white color and slim profile complement any evaporator
- Resilient mounting minimizes vibration & noise
- Accepts standard 5/8" drain hose from any mini-split
- Fully potted electronics*
- No need to disturb evaporator to clean filter, reservoir clips out from front for easy removal and replacement
- Includes anti-siphon device

Specifications:

Duty Cycle:

Non-Continuous

Capacity:

Up to 54,000 BTU/hr; 2.9 GPH @ zero head; 1.2 GPH @ 33ft head

Maximum head: 39 ft

Maximum Water Temp: 104° F

Suction Lift: NA

Sound level:

21 dB(A)

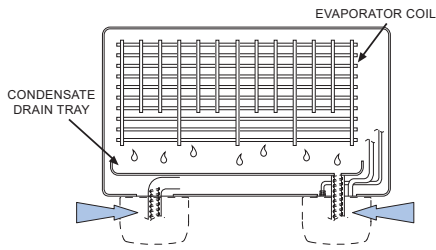
3A N/C dry contacts rated @ 5A inductive @ 230V AC

Pump Dimensions:

L-71/8" x H-41/2" x W-2"

Class II Appliance

TYPICAL PUMP LOCATIONS



Aspen pre-filter available – see page 16

*Potting is the process of epoxy filling a complete assembly for resistance to shock, vibration, moisture, chemical and promotes sound dampening.



MINI-SPLIT PUMP KITS

Aqua Series

Ultra-slim profile, fits inside evaporator or lineset cover



Code	Universal Voltage Kits	Power Supply	Power Consumption	Ctn. Wt.	Qty
83809	(ASP-MA-UNI)	100-250 VAC	.2A 16W	2lbs	1
Silent+ Kits					
83812	(ASP-MA-230-SP)	230 VAC	.1A 16W	2lbs	1

FEATURES

- Ultra-slim profile
- Installs within evaporator or inside lineset cover
- Self Priming
- Integral hanging loop and separate reservoir facilitates attachment in vertical applications
- 3A NC dry contacts rated @ 5A inductive at 230V AC
- Modular terminals for fast connection
- Inline fuse
- Fully potted electronics*
- Includes anti-siphon device

Specifications:

Duty Cycle:

50% duty cycle
5 mins on / 5 mins off

Capacity:

Up to 49,500 BTU/hr. @ 230v
Up to 54,600 BTU/hr. @ 115v
3.2 GPH @ zero head,
1.6 GPH @ 33ft head

Maximum head: 33ft

Suction lift: 5ft

Sound level:

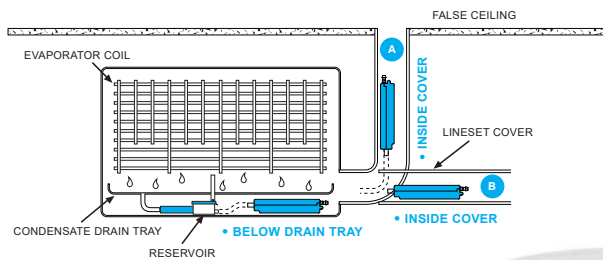
Univolt – 21dB(A)
Silent Plus – 19dB(A)

Pump Dimensions:

L-6¹/₂" x H-1¹/₈" x W-1¹/₈"

Class II Appliance

TYPICAL PUMP LOCATIONS



silent+

Aspen pre-filter available – see page 16

*Potting is the process of epoxy filling a complete assembly for resistance to shock, vibration, moisture, chemical and promotes sound dampening.

Orange Series

Installation flexibility, proven reliability



Code	Universal Voltage Kits	Power Supply	Power Consumption	Ctn. Wt.	Qty
83909	(ASP-MO-UNI) Silent+ Mini Kits	100-250 VAC	.17A 16W	2lbs	1
83912	(ASP-MO-230-SP) Maxi Kits	230 VAC	.11A 16W	2lbs	1
83919	(ASP-MAXO-UNI)	100-250 VAC	.18A 20W	2lbs	1

FEATURES

- Self Priming
- Pump installs remotely above ceiling
- Pan mount and inline style reservoir included
- Modular terminals for fast connection
- Gravity Inlet
- Fully potted electronics*
- 3A NC dry contacts rated @ 5A inductive at 230V AC
- Includes anti-siphon device

Specifications:

Duty Cycle:

Mini – non-continuous
Maxi – 50% 5 mins on / 5 mins off

Capacity:

Mini – Up to 54,600 BTU/hr. @ 115v
Up to 49,500 BTU/hr. @ 230v
3.2 GPH @ zero head,
1.6 GPH @ 33ft head

Maxi – Up to 157,000 BTU/hr.
8.9 GPH @ zero head,
1.5 GPH @ 49ft head

Maximum head:

Mini – 33ft Maxi – 49ft

Suction lift: 5ft

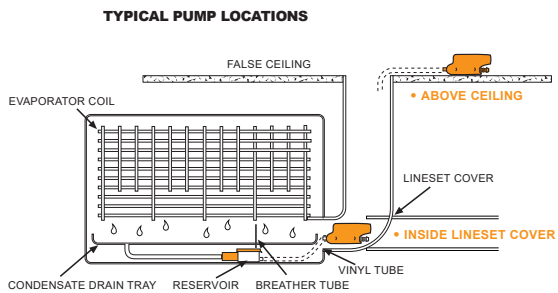
Sound level:

Mini – 21dB(A) Maxi – 35dB(A)
Silent Plus – 19dB(A)

Pump Dimensions:

Mini: L-4¹/₄" x W-1¹/₂" x H-2"
Maxi: L-4⁷/₈" x W-1³/₄" x H-2⁵/₈"

Class II Appliance



silent+

Aspen pre-filter available – see page 16

Lime Series

Elbow design, completely reversible, duct included



Code	Universal Voltage Kits		Power Supply	Power Consumption	Ctn. Wt.	Qty
83849	(ASP-ML-UNI)	Slimline Ivory	100-250 VAC	.16A 16W	4 lbs	1
83859	(ASP-MLF-UNI)	Fortress White	100-250 VAC	.16A 16W	4 lbs	1
Maxi Kits						
83831	(ASP-MAXLF-230)	Fortress White	230 VAC	.10A 16W	4 lbs	1
OEM Maxi Kits						
83835	(ASP-MAXOEM-230)	No Duct	230 VAC	.10A 16W	2 lbs	1
OEM Mini Kits						
83869	(ASP-MLOEM-UNI)	No Duct	100-250 VAC	.16A 16W	2 lbs	1

FEATURES

- Left or right install
- Easily accessed for filter cleaning
- Two lineset cover styles available – Slimduct or Fortress
- 3A NC dry contacts rated @ 5A inductive at 230V AC
- Fully potted electronics*
- Includes anti-siphon device

Specifications:

Duty Cycle:

Mini – non-continuous
 Maxi – 66% 10 mins on / 5 mins off

Capacity:

Mini – Up to 54,600 BTU/hr.
 2.9-3.2 GPH @ zero head,
 1.3-1.5 GPH @ 33ft head

Maxi – Up to 157,000 BTU/hr.
 9.0 GPH @ zero head,
 2.9 GPH @ 49 head

Maximum head:

Mini – 33ft Maxi – 49ft

Sound level:

Mini – 25.5dB(A)
 Maxi – 35dB(A)
 Silent Plus – 21dB(A)

Class II Appliance

Pump Dimensions:

Mini: H-3¹/₈" x W-3³/₄" x D-1⁵/₈"

Maxi: H-3³/₈" x W-3³/₄" x D-1⁵/₈"

Lineset Casing Dimensions:

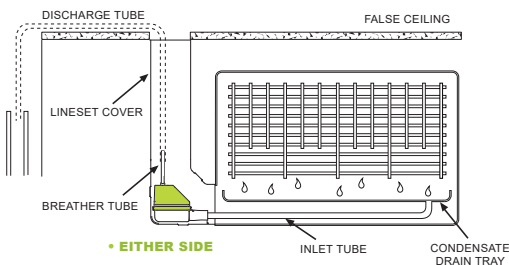
Mini/Maxi Elbow Casing:

H-5¹/₄" x W-5¹/₄" x D-2³/₄"

Mini/Maxi Duct Casing:

H-31" x W-5¹/₄" x D-2³/₄"

TYPICAL PUMP LOCATIONS

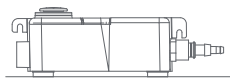


US Patent #6,817,194

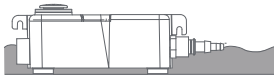
Mini Tank



Mounting Options:



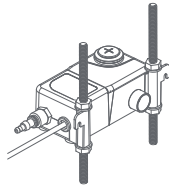
FLOOR MOUNT



IN DRAIN PAN



WALL MOUNT



SUSPENDED ROD MOUNT

Versatile and powerful multi-functional condensate pump

Code	Tank Pump Kits	Power Supply	Power Consumption	Ctn. Wt.	Qty
83941	FP 1056/2	230 VAC	.1A 16W	1.5 lbs	1

FEATURES

- Ideal for ducted units, floor standing and chassis units, ceiling cassette units
- High performance piston technology
- Includes anti-siphon device
- Great alternative to large and noisy traditional condensate pumps
- 4-installation options – can be wall mounted, floor mounted, in-pan or suspended on 1/4" or 3/8" rod
- Accepts standard 5/8" drain hose from any mini-split
- Extra large reservoir capacity minimize pump operation
- Components clip apart for easy access to reservoir and filter
- Fully potted electronics*
- No need to disturb evaporator to clean filter
- 3A N/C dry contacts rated @ 5A inductive @ 230V AC
- Thermal protection
- Includes anti-siphon device

Specifications:

Duty Cycle:
50% duty cycle
5 mins on / 5 mins off

Capacity:
Up to 157,000 BTU/hr.
8.0 GPH @ zero head,
1.6 GPH @ 49ft head

Maximum head: 49ft

Maximum Water Temp: 104° F

Sound level: 35dB(A)

Pump Dimensions:

L-8¹/₂" x H-2⁵/₈" x W-3¹/₂"

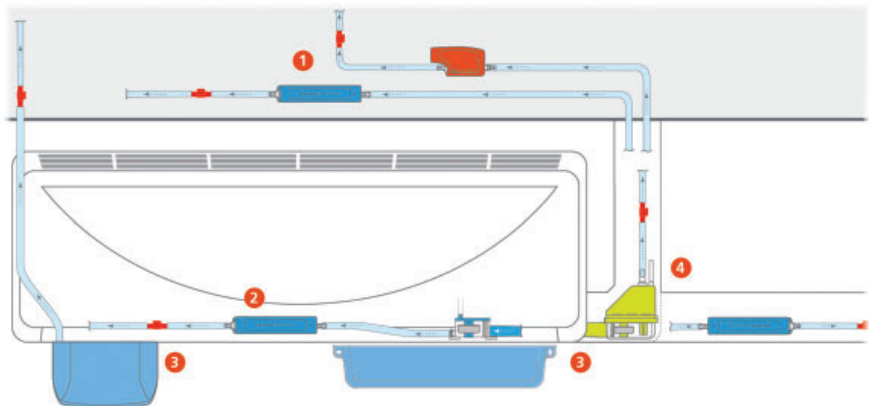


Pump Selector Guide

	83809 (ASP-MA-UNI)	83812 (ASP-MA-230-SP)	83909 (ASP-MO-UNI)	83912 (ASP-MO-230-SP)	83919 (ASP-MAXO-UNI)	83849 (ASP-ML-UNI)	83859 (ASP-MLF-UNI)	83831 (ASP-MAXLF-230)	83835 (ASP-MAXOEM-230)	83869 (ASP-MLOEM-UNI)	83939 (ASP-MW-UNI)	83930 (ASP-MWS+UNI)	83941 MINI TANK PUMP
Electrical													
230V Model	•	•	•	•	•	•	•	•	•	•	•	•	•
Univolt Model	•	•	•	•	•	•	•	•	•	•	•	•	•
Overflow Switch	•	•	•	•	•	•	•	•	•	•	•	•	•
Mounting													
Surface Mount	•	•	•	•	•	•	•	•	•	•	•	•	•
Concealed in Evaporator	•	•	•	•	•	•	•	•	•	•	•	•	•
Concealed in Lineset Cover	•	•	•	•	•	•	•	•	•	•	•	•	•
Remote Pump Install (ideal for noise sensitive areas)	•	•	•	•	•	•	•	•	•	•	•	•	•
Easy Filter Access	•	•	•	•	•	•	•	•	•	•	•	•	•
Lineset Duct Kit included	•	•	•	•	•	•	•	•	•	•	•	•	•
General													
Inline Reservoir Included (5/8 inlet)	•	•	•	•	•	•	•	•	•	•	•	•	•
Drain Pan Mounted Reservoir Included (optional for ducted systems)	•	•	•	•	•	•	•	•	•	•	•	•	•
Integral Reservoir on Pump	•	•	•	•	•	•	•	•	•	•	•	•	•

For more detailed selection information, visit rectorseal.com/aspn-mini

Prior to installation, calculate condensate production of indoor evaporating coil to confirm suitability of condensate pump in application.



Type 1 Installation

For optimum quietness, the solution is a remote mounted pump. **AQUA, ORANGE, MINI TANK**

Type 2 3 Installation – rear entry lineset

Lineset enters the evaporator from directly behind.

WHITE – Pump assembly mounts on wall surface below the evaporator (easy filter access).

AQUA – Both pump and reservoir mount inside of evaporator, below the drain pan.

Type 4 Installation – exposed straight lineset

Lineset enters the evaporator from either side, extending horizontally to outside wall.

AQUA – Pump mounts outside the evaporator hidden inside horizontal lineset cover. Reservoir mounts inside of evaporator, below the drain pan.

Type 4 Installation – side entry lineset

Lineset enters the evaporator from either side, turns 90 degrees up into the ceiling and is completely concealed by lineset cover (included in kit).

LIME – Pump assembly mounts outside the evaporator, behind easy to remove elbow cover. Transparent reservoir clips off pump for easy filter access.

Scan this QR code for Aspen Mini Pumps Wiring Diagrams






MINI-SPLIT CONDENSATE DRAIN HOSE

Condensate Drain Hose

Non-Insulated

Code	ID	Length	Ctn Qty	Ctn Wt
83001 (DH-14) STANDARD	1/2 in	164 ft	1	6 lbs.
83002 (DH-16) STANDARD	5/8 in	164 ft	1	7 lbs.
83003 (DH-16S) STANDARD	5/8 in	20 ft	5	6 lbs.
83004 (DHQ-16) UV RESISTANT	5/8 in	164 ft	1	6 lbs.
83005 (DSB-16) SMOOTH BORE	5/8 in	65 ft	1	2 lbs.



Non-Insulated

UV Resist

Smooth Bore



Smooth Bore (DSB-16)
Reduces resistance and maximizes condensate flow. Resists clogging.

UV Resistance (DHQ-16)
Resists deterioration from sunlight.

Condensate Drain Hose

Insulated

Code	ID	Length	Ctn Qty	Ctn Wt
83011 (DSH-14)	1/2 in	65 ft	1	7 lbs.
83012 (DSH-20N)	3/4 in	65 ft	1	10 lbs.
83013 (DSH-25N)	1 in	65 ft	1	13 lbs.



Insulated



Insulated
Protects hose from sweating that can occur from cooler condensate and warmer ambient air.

Condensate Drain Hose

Insulated Drain-up Hose Kit

Code	Description	Qty
84306	DSH-UP20E20E-07 Elbow to Elbow 27.5"	10
84307	DSH-UP20E20E-10 Elbow to Elbow 40"	10
84308	DSH-UP20E20S-07 Elbow to Straight Coupler 27.5"	10
84309	DSH-UP20E20S-10 Elbow to Straight Coupler 40"	10


FEATURES

- Exclusive hose for drain-up piping
- Easy to adjust position
- Pre-connected hose with fittings

APPLICATION • Drain-up hose kit for indoor A/C unit. These insulated drain hoses will greatly reduce install time, since there is no need to cut and cement plastic pipes for the drain assembly.

RECOMMENDED FOR

- Exclusive for indoor use
- Commercial HVAC units
- Ceiling cassette
- Ducted concealed



MINI-SPLIT INSTALLATION FITTINGS & CABLE

Fittings and Cable

For mini-split installation



PIPE ADAPTER

Code	ID	Length	Ctn Qty	Ctn Wt
83031 (DSH-14C) INSULATED	-	-	10	2 lbs.

Joins DSH-14 insulated drain hose to A/C drain pipe



PIPE ADAPTER

Code	ID	Length	Ctn Qty	Ctn Wt
83020 (DSH-14-16V) DSH-14 Hose to 3/4 PVC	3/4 in	-	10	2 lbs.
83024 (DSH-20-NV) DSH-20 Hose to 3/4 PVC	3/4 in	-	10	2 lbs.



PIPE TO PIPE RUBBER CONNECTOR / ADAPTER

Code	Size	Ctn Qty	Ctn Wt
83977 3/4" PVC to 5/8" (19mm - 16mm)	3 units per bag	10	3 lbs.



CONDENSATE DRAIN ADAPTER

Code	ID	Length	Ctn Qty	Ctn Wt
89712 16mm rigid pipe to flexible drain hose	-	-	20	7 lbs.
89714 18mm rigid pipe to flexible drain hose	-	-	20	7 lbs.
89711 16mm rigid pipe to flexible drain hose	-	-	20	2 lbs.
89713 18mm rigid pipe to flexible drain hose	-	-	20	2 lbs.



WALL SLEEVE

Code	Size	Ctn Qty	Ctn Wt
83017 (NFP-75) WALL SLEEVE	3"x 5" - 7"	10	1 lb.



NON-ADHESIVE WRAP

Code	Size	Ctn Qty	Ctn Wt
83016 (HN-75-I) UV resistant non-adhesive wrap	3" x 70'	4	1 lb.



INTERCONNECT CABLE

Code	Length	Ctn Qty	Ctn Wt
87795 (CAB-14450) 4/C 14 gauge shielded	50'	1	5 lbs.
87790 (CAB-144100) 4/C 14 gauge shielded	100'	1	10 lbs.



MINI PUMP PRE-FILTER

Code	Size	Ctn Qty	Ctn Wt
83893 5/8" Pre-filter for Aspen mini pumps	-	10	3 lbs.



DUCTLESS A/C INSTALLATION ACCESSORIES

RectorSeal® NoKink™

Flexible mini-split refrigerant line connector

Code	Description	Qty
66731	1/4" x 3' flex hose	4
66733	3/8" x 3' flex hose	4
66737	1/2" x 3' flex hose	4
66735	5/8" x 3' flex hose	4
66732	3/4" x 3' flex hose	4
66734	7/8" x 3' flex hose	4
68231	1/4" x 6' flex hose	4
68233	3/8" x 6' flex hose	4
68235	5/8" x 6' flex hose	4
68237	1/2" x 6' flex hose	4





FEATURES

- Eliminates kinking of refrigerant line
- Stainless steel internal piping and jacketing
- 3" copper stubs allow for easy flaring and quick connections

APPLICATION • Corrugated 300 series stainless steel flexible piping, protected with woven stainless steel jacketing, connects evaporator units to linesets quickly and easily • Eliminate kinks and refrigerant leaks • Allows for ease of future maintenance • UL Recognized for R410A

SPECIFICATIONS

36" and 72" overall length
3" copper stub length
10 sizes available



NoKink™ PVC Tubing

Reinforced PVC tubing

Code	Description	Qty
83000	1/4" x 50'	1

FEATURES

- Stronger hold strength at the pump discharge connection
- Reduces kinks during installation
- Reinforced braided tubing
- No sagging or reduced (ID) during hot summer months
- Condensate drain lines


APPLICATION • Flexible PVC for use with Aspen condensate pumps for ductless and VRF applications





REFRIGERANT FITTINGS

Push-to-connect fittings.



- Easy push-in connection
- No flaring or brazing needed
- Quick-release removal
- Airtight double O-ring seal
- Compatible with major refrigerants

Action videos and full details @ rectorseal.com/quickconnect

Push-to-connect refrigerant lines in seconds!



PRO-Fit™ Quick Connect

Push-to-Connect Refrigerant Fittings



NOTE: The units are individually packaged to allow for resale by a distributor.

Code	Description	Qty
87018	1/4" Union	10
87019	3/8" Union	10
87020	1/2" Union	10
87021	5/8" Union	10
87022	3/4" Union	10
87023	7/8" Union	10
87024	1/4" Elbow	10
87025	3/8" Elbow	10
87026	1/2" Elbow	10
87027	5/8" Elbow	10
87028	3/4" Elbow	10
87029	7/8" Elbow	10
87030	1/4" to 3/8" Reducer	10
87031	3/8" to 1/2" Reducer	10
87032	1/2" to 5/8" Reducer	10
87033	1/4" to 3/8" Elbow Reducer	10
87034	3/8" to 1/2" Elbow Reducer	10
87035	1/2" to 5/8" Elbow Reducer	10
87036	1/4" Socket	10
87037	3/8" Socket	10
87038	1/2" Socket	10
87039	5/8" Socket	10
87042	1/4" Valve (Not UL listed)	5
87043	3/8" Valve (Not UL listed)	5
87044	1/2" Valve (Not UL listed)	5
87045	5/8" Valve (Not UL listed)	5
87048	1/4" - 5/8" Support Kit Line Marking Tool & Disconnect Clips (Not UL listed)	10
87049	3/4" - 7/8" Support Kit Line Marking & Disconnect Tools (Not UL listed)	10

APPLICATION • Flame-free fittings for connecting refrigerant lines • For HVAC/R up to 870 psi (60 bar) • Prevent refrigerant lineset leaks

RECOMMENDED FOR • Residential and commercial use • Copper & aluminum coated linesets • Mini-split HVAC units • Unitary indoor coils • All major refrigerants



WARNING This product can expose you to chemicals including Lead, which is known to the State of California to cause cancer, birth defects or other reproductive harm. For more information, go to www.P65Warnings.ca.gov.



Unions



Elbows



Reducers



Sockets



Valves



Support Kits



FEATURES

- Quick and easy push-in
- Flame-free: no flaring or brazing needed
- Single use with quick release removal
- Robust brass body, durable & reliable
- Leak-proof double o-rings sealing
- Complete system with all sizes and configurations
- High tensile strength
- Vibration and impact resistant
- UV & corrosion resistant
- Sight window for connection verification



Paircoil®

Pre-insulated, paired linesets

Code	Description	Length	Qty
87781	1/4" (6.35mm) x 3/8" (9.52mm) x 1/2" (12.7mm)	50 ft	1
87782	1/4" (6.35mm) x 1/2" (12.7mm) x 1/2" (12.7mm)	50 ft	1
87787	1/4" (6.35mm) x 5/8" (15.9mm) x 1/2" (12.7mm)	25 ft	1
87788	1/4" (6.35mm) x 5/8" (15.9mm) x 1/2" (12.7mm)	35 ft	1
87789	1/4" (6.35mm) x 5/8" (15.9mm) x 1/2" (12.7mm)	50 ft	1
87791	3/8" (9.52mm) x 5/8" (15.9mm) x 1/2" (12.7mm)	25 ft	1
87792	3/8" (9.52mm) x 5/8" (15.9mm) x 1/2" (12.7mm)	35 ft	1
87793	3/8" (9.52mm) x 5/8" (15.9mm) x 1/2" (12.7mm)	50 ft	1

FEATURES

- Rolls can be freely cut
- Tough, coated insulation will not tear
- Length markings for fast, accurate measuring & cutting
- Meets ASTM B280 standard
- Meets IMC & IRC code

APPLICATION • For air conditioning & refrigeration installations using R410A, R22, and other refrigerants

- Saves time and labor on mini-split installs & retrofits



EasyBend® Lineset Bender

"Kink-free" bends in soft copper linesets


Code	Description	Qty
84381	5/8", 1/2", 3/8", 1/4" kit	15
84382	5/8" & 1/2" kit	10
84383	3/4" kit	10

FEATURES

- Hassle free - no need for springs or heavy & expensive equipment
- No more kinking
- Bends both lines simultaneously
- Easy retraction
- Very flexible
- No need to remove insulation
- Forms compound bends for tight spaces
- Doesn't damage insulation
- Reusable if cleaned, with resealable straps
- 4 sizes for most mini-split/VRF applications
- For soft copper only
- Lets you reach high to make your first bend out of the wall

APPLICATION • Designed for use as internal pipe bender to offer the installer fast, easy and "kink-free" bends in soft copper linesets

RECOMMENDED FOR • Copper linesets



Mighty Bracket™

Mini-split installation support tool

Code	Description	Qty
97705	Mini-split support tool	4

FEATURES

- Allows single-person installation
- Simple clip-on support
- Does not damage walls
- Use on most brands of mini-splits
- Folds for easy storage
- Includes tote bag


US Patent No 9,772,113
Australia Patent AU2014265064
Other patents pending



APPLICATION • Hook onto mini-split mounting plate to hold mini-split unit securely in place while installing refrigerant lines, condensate line and electrical hookup

USER INSTRUCTIONS 1. Attach Mounting Hooks of Mighty Bracket to the mini-split mounting plate tabs. (If no tabs are present on the mounting plate, Mighty Bracket hooks can be attached by screws threaded into the wall stud.) 2. Place Foot Supports flat against the wall. (If necessary to avoid potential wall scratching, place clean towel or cardboard between support foot and wall surface) 3. Position Level Adjustment Pins to make Support Arm of the brackets horizontal. 4. Position Lift Gates at the end of the Support Arms to make sure the unit cannot slide off. 5. Place protective Sleeve Socks over Gates to avoid scratching the unit. 6. Set unit securely onto the top of the Support Arms. 7. Connect refrigerant lines using RectorSeal NoKink.* 8. Connect condensate drain piping and electrical wiring. 9. Carefully lift and place the indoor unit onto top tabs of mounting plate. 10. While ensuring unit does not fall, carefully remove Mighty Bracket and installation is complete.

* When paired with RectorSeal NoKink, Mighty Bracket, allows simple installation without damaging or kinking copper refrigerant lines.



Note: When installing the indoor unit's mounting plate, ensure that the correct hardware is used. If hung on drywall, it is recommended to attach the plate to a stud, making certain that the tab area is securely attached to the wall. Add more screws around mounting plate tabs for heavy units. Always install mounting plate according to the manufacturer's published instructions.

Warning: Bracket not to be used for weight above 100 pounds.

PRO-Fit™

Code	Description	Qty
87001	PRO-Fit Flare kit	4
87011	PRO-Fit Swage kit	4

FEATURES

- Stopper ensures a consistent length of the flare/swage surface
- Tip guides the bit into the tube & forms a standard flare or consistent swage
- Standard 1/4" Hex Shank fits directly into most power tools without adapter
- Color coded hex bits for easy ID
- Available in flare or swage bits
- Comes in a durable see-through case for better tool visibility
- Hardened, forged steel bit construction reduces wear or breakage

US Patent No 9,550,223



Precision Flaring & Swaging tool bit kits

APPLICATION • Creates precise and fast standard 45° flare or swage in copper and aluminum line sets for Mini-split HVAC units

- The spinning hex flare bit forms a standard 45° flare and the hex swage bit forms a consistent swage without splits, burrs, blemishes or uneven edges that typically cause fitting connection leaks

RECOMMENDED FOR

- Copper & aluminum line sets
- Mini-split HVAC units
- Any application requiring a 45° flare

Action videos and full details @ rectorseal.com/flareswage




Code	Description	Qty
97210	Combo Kit - 9 seals each of sizes 1/4", 3/8", 1/2", 5/8" (36 seals total)	6 kits/case
97211	Combo Kit - (2) 3/8", (2) 3/4"	10 kits/case
97212	Combo Kit - (2) 3/8", (2) 5/8"	10 kits/case
97213	Combo Kit - (2) 3/8", (2) 1/2"	10 kits/case
97214	Combo Kit - (2) 1/4", (2) 5/8"	10 kits/case
97215	Combo Kit - (2) 1/4", (2) 1/2"	10 kits/case
97216	Combo Kit - (2) 1/4", (2) 3/8"	10 kits/case
97218	(10) 5/8" Seal Kit	10 kits/case
97217	(10) 3/4" Seal Kit	10 kits/case
97219	(10) 1/2" Seal Kit	10 kits/case
97220	(10) 3/8" Seal Kit	10 kits/case
97221	(10) 1/4" Seal Kit	10 kits/case
97227	(100) 5/8" Seal Kit	4 kits/case
97226	(100) 3/4" Seal Kit	4 kits/case
97228	(100) 1/2" Seal Kit	4 kits/case
97229	(100) 3/8" Seal Kit	4 kits/case
97230	(100) 1/4" Seal Kit	4 kits/case

FEATURES

- 45° Copper Stamping with Loctite coating
- Locking tabs clip seal securely on fitting
- Conical rings for multiple points of contact
- Made for all common 45° fittings
- Rated for -40°F to 300°F
- Pressure rated up to 10,000 psi

⚠ WARNING This product can expose you to Titanium Dioxide, which is known to the State of California to cause cancer. For more information, go to www.P65Warnings.ca.gov.



APPLICATION • Used to prevent leaks that are caused by galling, vibration, pulsation & extreme temp changes • A perfect solution for a leak free connection in today's harshest environments • Use with all common refrigerants

RECOMMENDED FOR

- Service & repair
- Mini-Split & VRF installations
- Commercial chillers & coolers
- Marine & aviation refrigeration

Action videos and full details @ rectorseal.com/flaretite

Available for
1/4", 3/8", 1/2", 5/8", 3/4"
connection



OVERFLOW SWITCHES & EQUIPMENT PAD

Safe-T-Switch® SS610E

Code	Description	Qty
97622	Model SS610E	12



FEATURES

- Sensor connects to indoor units
- Attaches to pan or coils with unique bracket
- Onboard LED indicator can be mounted to side of unit
- Complies with IMC & IRC code
- Univolt input 110 to 230 Volts AC
- Switching Capacity – 0 to 250 Volts AC, 5 A, 1250VA; 0 to 30 Volts DC, 5A, 150W

Electronic overflow switch for mini-split systems

APPLICATION • Overflow cutoff sensor switch for mini-split systems for installation directly on primary drain pan or clipped to coils above primary drain pan • No batteries required

US Patent No. 8,887,392



Bracket allows probe to position deeper into the drain pan when necessary

EZ Trap® EZT180

Code	Description	Qty
83180	EZT180 5/8"	10

FEATURES

- Compliant with IMC*
- Freeze resistant
- Only 2-3/4" long

Mini-split inline check valve

APPLICATION • Sized for use in ductless mini-split applications • Use on any mini-split condensate drain line • Permits free condensate flow which prevents intrusion of outdoor warm or cold air, dust, insects and odors

Includes: 5/8" Inline check valve, 9/16" adapter

*Per 2015 IMC 307.2.4.1 Commentary: All mini-splits shall require an inline check valve in the drain line or trap to prevent airflow from interfering with condensate flow and prevent the escape of air through the drain.



ArmorPad™

Code	Description	Qty
84418	35"x 18"x 2"	12


FEATURES


- Light-weight
- Extreme durability with load capacity of 220 lbs
- High anchoring strength for securing equipment
- Textured surface to prevent equipment sliding
- Long-term exterior weather resistance including UV resistance, and freeze and thaw resistance
- Vibration absorbing
- Chemical resistance against R-407c and R-410A, compressor oil, coil cleaners, and salt solution

Mini-split equipment pad

APPLICATION • Provides support and lift for the HVAC outdoor mini-split condenser unit • Provides a strong and stable equipment platform for uneven surfaces

RECOMMENDED FOR • Residential and commercial mini-split HVAC units • Outdoors





INDOOR AIR QUALITY UV INACTIVATION

Dust Free® MiniStick™

UV light for ductless mini-split systems

Code	Description	Qty
89271	Dust Free MiniStick UV Light	24

FEATURES

- Comprehensive HALT testing for improved reliability
- Professionally engineered injection molded thermoplastic co-polymer
- High strength ballast housing
- Proprietary hexagonal lamp design allows lamps to be directionally clocked to optimize UV intensity
- High strength alloy mounting hardware
- High strength/Heavy duty lamp shield to protect lamp from breakage
- Warranty: 2-yr limited; 2-yr lamp

APPLICATION • The MiniStick UV is designed for tight spaces and offers the highest UV-C output available for mini-split applications.

RECOMMENDED FOR • Ductless mini-split systems
• Areas where space is a premium



FORTRESS[®]
LINESET DUCTING
LINESET COVER SYSTEM

SLIMDUCT[®]
LINESET COVER SYSTEM

Architectural-grade polymer




- Professional quality
- Quick assembly
- Professional appearance

Action videos and full details

[@rectorseal.com/fortress-lineset](https://www.rectorseal.com/fortress-lineset)

[@rectorseal.com/slimduct-lineset](https://www.rectorseal.com/slimduct-lineset)



Fortress



Slimduct



Both Fortress and Slimduct are now available in convenient kit form.
Kit includes duct and fittings for typical mini-split installation.



lineset ducting. Simple, rugged protection.



C H O O S E F O R T R E S S O R S L I M D U C T Q U A L I T Y



Fortress® SATIN FINISH

Moderate price point. For mini-splits, high velocity and conventional split air conditioning systems.

Protects lineset, wiring and drain hose from weather, vandalism, pet and pest damage.

Snap together ducting easily accessed for repairs or replacement of the lineset.

UV and weather resistant. Will remain attractive and provide protection for many years.

Stylish. Complements any residential or commercial building. Paintable. Brush, spray or roller to match or complement custom colors.*

2 sizes. Duct & fittings are available in both LD92 (3½"), LD122 (4½")

4 color options. white, ivory, brown, gray

8' duct lengths. 6 lengths per box

17 fittings. Ensures complete flexibility of installation

*Follow paint manufacturers recommendations for vinyl products.

Slimduct® GLOSS FINISH

Heavy duty grade. For mini-splits, high velocity and conventional ducted air conditioning systems.

Protects lineset, wiring and drain hose from weather, vandalism, pet and pest damage.

Snap together ducting easily accessed for repairs or replacement of the lineset.

UV, weather and fire resistant with a temperature range from -4°F to 140°F. Will remain attractive and provide protection for many years.

Stylish. Complements any residential or commercial building.

3 sizes. Duct & fittings are available in SD77 (2¾"), SD100 (3¾"), SD140 (5½")

3 color options. white, ivory, brown

78" duct lengths. 5 lengths per box

15 fittings. Ensures complete flexibility of installation














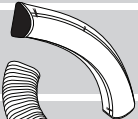
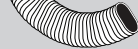



NOTE: Dark colors fade in sunlight sooner than lighter colors.
The manufacturer of Slimduct products is Inaba Denki Sangyo Co., Ltd.

FORTRESS® LINESET COVER ORDERING INFORMATION

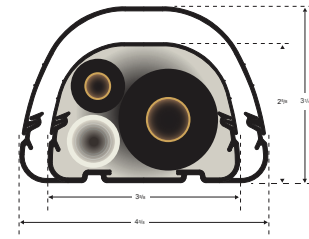


Longer 7.5ft ducting minimizes joints and reduces waste.

Paintable. Brush, spray or roller to match or complement custom colors. Follow paint manufacturers recommendations for vinyl products.

	MODEL	SIZE	DESCRIPTION	L	W	H
	LD92	3 1/2	Ducting	90"	3 5/8"	2 5/8"
	LD122	4 1/2	Ducting	90"	4 5/8"	3 1/4"
	LJ92	3 1/2	Coupler	2 5/8"	3 7/8"	2 3/4"
	LJ122	4 1/2	Coupler	2 5/8"	4 7/8"	3 1/2"
	LW92	3 1/2	Wall Inlet	9"	4 3/8"	3 1/8"
	LW122	4 1/2	Wall Inlet	9 3/4"	5 3/8"	4"
	LEN92	3 1/2	End Fitting	4 1/4"	3 7/8"	2 3/4"
	LEN122	4 1/2	End Fitting	4 1/4"	4 7/8"	3 1/2"
	LK92	3 1/2	90° Flat Ell	5 3/4"	5 3/4"	2 3/4"
	LK122	4 1/2	90° Flat Ell	6 1/4"	6 1/2"	3 1/2"
Above fittings also available in LDK Kit pack (shown right)						
	LP92	3 1/2	Soffit Inlet	3 1/2"	6"	4 7/8"
	LP122	4 1/2	Soffit Inlet	3 1/2"	7"	5 1/2"
	LKF92	3 1/2	45° Flat Ell	4 7/8"	4 7/8"	2 3/4"
	LKF122	4 1/2	45° Flat Ell	6 1/2"	6 1/2"	3 1/2"
	LCI92	3 1/2	90° Inside Vertical Ell	5 1/4"	5 1/4"	2 3/4"
	LCI122	4 1/2	90° Inside Vertical Ell	5 1/4"	5 1/4"	3 1/2"
	LCO92	3 1/2	90° Outside Vertical Ell	4 1/2"	4 1/2"	2 3/4"
	LCO122	4 1/2	90° Outside Vertical Ell	5 1/4"	5 1/4"	3 1/2"
	LCFI92	3 1/2	45° Inside Vertical Ell	4 3/4"	3 7/8"	2 3/4"
	LCFI122	4 1/2	45° Inside Vertical Ell	6 1/4"	4 7/8"	3 1/2"
	LCFO92	3 1/2	45° Outside Vertical Ell	4 5/8"	3 7/8"	2 3/4"
	LCFO122	4 1/2	45° Outside Vertical Ell	5 1/4"	4 7/8"	3 1/2"
	LT92	3 1/2	Tee	7 3/4"	5 3/4"	2 3/4"
	LT122	4 1/2	Tee	7 3/4"	6 1/2"	3 1/2"
	LDR12292	3 1/2 - 4 1/2	Reducer	3"	4 7/8"	3 7/8"
	LKS92	3 1/2	90° Sweep Ell	13"	13"	2 3/4"
	LKS122	4 1/2	90° Sweep Ell	14"	14"	3 1/2"
	LF92	3 1/2	Flexible Ell	40"	3 1/2"	2 1/2"
	LF122	4 1/2	Flexible Ell	40"	4 1/2"	3 1/4"
	LFJ92	3 1/2	Flexible Adaptor	3 1/8"	3 7/8"	2 3/4"
	LFJ122	4 1/2	Flexible Adaptor	3 1/8"	4 7/8"	3 1/2"
	LWF92	3 1/2	Wall Flange	5"	6"	2 1/8"
	LWF122	4 1/2	Wall Flange	6 1/2"	7 3/4"	2 5/8"
	LDC	-	Twistlock Lineset Duct Clip	-	-	-

WHITE			IVORY			BROWN			GRAY		
Order code / Ref No	Qty		Order code / Ref No	Qty		Order code / Ref No	Qty		Order code / Ref No	Qty	
84004 (LD92W)	6		84024 (LD92I)	6		84064 (LD92B)	6		84044 (LD92G)	6	
84104 (LD122W)	6		84124 (LD122I)	6		84164 (LD122B)	6		84144 (LD122G)	6	
84010 (LJ92W)	6		84030 (LJ92I)	6		84270 (LJ92B)	1		84250 (LJ92G)	1	
84110 (LJ122W)	6		84130 (LJ122I)	6		84370 (LJ122B)	1		84350 (LJ122G)	1	
84016 (LW92W)	6		84036 (LW92I)	6		84276 (LW92B)	1		84256 (LW92G)	1	
84116 (LW122W)	6		84136 (LW122I)	6		84376 (LW122B)	1		84356 (LW122G)	1	
84007 (LEN92W)	6		84027 (LEN92I)	6		84267 (LEN92B)	1		84247 (LEN92G)	1	
84107 (LEN122W)	6		84127 (LEN122I)	6		84367 (LEN122B)	1		84347 (LEN122G)	1	
84011 (LK92W)	6		84031 (LK92I)	6		84271 (LK92B)	1		84251 (LK92G)	1	
84111 (LK122W)	6		84131 (LK122I)	6		84371 (LK122B)	1		84351 (LK122G)	1	
84014 (LP92W)	6		84034 (LP92I)	6		84274 (LP92B)	1		84254 (LP92G)	1	
84114 (LP122W)	6		84134 (LP122I)	6		84374 (LP122B)	1		84354 (LP122G)	1	
84012 (LKF92W)	6		84032 (LKF92I)	6		84272 (LKF92B)	1		84252 (LKF92G)	1	
84112 (LKF122W)	6		84132 (LKF122I)	6		84372 (LKF122B)	1		84352 (LKF122G)	1	
84002 (LCI92W)	6		84022 (LCI92I)	6		84262 (LCI92B)	1		84242 (LCI92G)	1	
84102 (LCI122W)	6		84122 (LCI122I)	6		84362 (LCI122B)	1		84342 (LCI122G)	1	
84003 (LCO92W)	6		84023 (LCO92I)	6		84263 (LCO92B)	1		84243 (LCO92G)	1	
84103 (LCO122W)	6		84123 (LCO122I)	6		84363 (LCO122B)	1		84343 (LCO122G)	1	
84000 (LCFI92W)	6		84020 (LCFI92I)	6		84260 (LCFI92B)	1		84240 (LCFI92G)	1	
84100 (LCFI122W)	6		84120 (LCFI122I)	6		84360 (LCFI122B)	1		84340 (LCFI122G)	1	
84001 (LCFO92W)	6		84021 (LCFO92I)	6		84261 (LCFO92B)	1		84241 (LCFO92G)	1	
84101 (LCFO122W)	6		84121 (LCFO122I)	6		84361 (LCFO122B)	1		84341 (LCFO122G)	1	
84015 (LT92W)	6		84035 (LT92I)	6		84275 (LT92B)	1		84255 (LT92G)	1	
84115 (LT122W)	6		84135 (LT122I)	6		84375 (LT122B)	1		84355 (LT122G)	1	
84106 (LDR12292W)	6		84126 (LDR12292I)	6		84366 (LDR12292B)	1		84346 (LDR12292G)	1	
84013 (LKS92W)	6		84033 (LKS92I)	6		84273 (LKS92B)	1		84253 (LKS92G)	1	
84113 (LKS122W)	6		84133 (LKS122I)	6		84373 (LKS122B)	1		84353 (LKS122G)	1	
84008 (LF92W)	6		84028 (LF92I)	6		84268 (LF92B)	1		84248 (LF92G)	1	
84108 (LF122W)	6		84128 (LF122I)	6		84368 (LF122B)	1		84348 (LF122G)	1	
84009 (LFJ92W)	6		84029 (LFJ92I)	6		84269 (LFJ92B)	1		84249 (LFJ92G)	1	
84109 (LFJ122W)	6		84129 (LFJ122I)	6		84369 (LFJ122B)	1		84349 (LFJ122G)	1	
84017 (LWF92W)	6		84037 (LWF92I)	6		84277 (LWF92B)	1		84257 (LWF92G)	1	
84117 (LWF122W)	6		84137 (LWF122I)	6		84377 (LWF122B)	1		84357 (LWF122G)	1	
84099 (LDC) (12 pk 50 bags)											



Technical Information

Weather resistant PVC,
UV stabilized & fire resistant.
Tested to over 2,000 hours.

Temperature Range
-4°F to 140°F



12' Wall Duct Kit

Kit includes 12' of duct and all essential fittings to hide and protect the lineset for a typical A/C installation. Available in white, ivory, gray and brown.

LDK Kit includes:


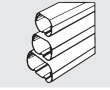

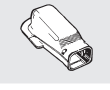

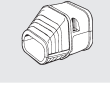





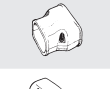
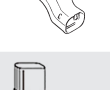
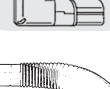




- LD – Ducting 4' Long (3)
- LJ – Couplers (2)
- LW – Wall Inlet (1)
- LEN – End Fitting (1)
- LK – 90° Flat Ell (1)

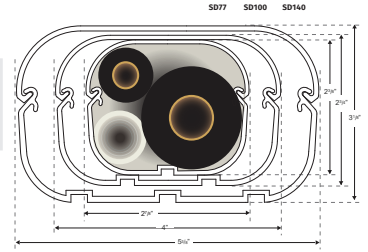
Fortress Kits:

- 84045 LDK92G – Gray 3 1/2"
- 84145 LDK122G – Gray 4 1/2"
- 84065 LDK92B – Brown 3 1/2"
- 84165 LDK122B – Brown 4 1/2"
- 84005 LDK92W – White 3 1/2"
- 84105 LDK122W – White 4 1/2"
- 84025 LDK92I – Ivory 3 1/2"
- 84125 LDK122I – Ivory 4 1/2"



SLIMDUCT® LINESET COVER ORDERING INFORMATION

	RS# (ref. #) White	RS# (ref. #) Ivory	RS# (ref. #) Brown	Description	L	W	H
	86032 (SKS-77-W)	86012 (SKS-77-I)	85072 (SKS-77-B)	SD 2.75" 45°-90° Adj flat ELL	5 1/2"	5 1/2"	2 3/5"
	85004 (SD-77-W)	85024 (SD-77-I)	85064 (SD-77-B)	SD Slimduct 78" L - 77	78"	2 7/8"	2 3/8"
	85104 (SD-100-W)	85124 (SD-100-I)	85164 (SD-100-B)	SD Slimduct 78" L - 100	78"	4"	2 3/4"
	85204 (SD-140-W)	85224 (SD-140-I)	85264 (SD-140-B)	SD Slimduct 78" L - 140	78"	5 3/8"	3 1/4"
	86010 (SJ-77-W)	86030 (SJ-77-I)	85370 (SJ-77-B)	SJ coupler 77	2"	3 3/8"	2 5/8"
	86110 (SJ-100-W)	86130 (SJ-100-I)	85470 (SJ-100-B)	SJ coupler 100	2 1/2"	4 1/4"	3"
	86210 (SJ-140-W)	86230 (SJ-140-I)	85570 (SJ-140-B)	SJ coupler 140	3 1/2"	5 3/4"	3 3/8"
	86016 (SW-77-W)	86036 (SW-77-I)	85376 (SW-77-B)	SW wall inlet 77	8"	4 3/8"	3"
	86116 (SW-100-W)	86136 (SW-100-I)	85476 (SW-100-B)	SW wall inlet 100	8 3/4"	5"	3 3/8"
	85216 (SW-140-W)	85236 (SW-140-I)	85576 (SW-140-B)	SW wall inlet 140	11"	6 1/2"	3 7/8"
	85014 (SP-77-W)	85034 (SP-77-I)	85374 (SP-77-B)	SP soffit inlet 77	5 1/8"	4 3/8"	5 1/8"
	86114 (SP-100-W)	86134 (SP-100-I)	85474 (SP-100-B)	SP soffit inlet 100	5 3/8"	5 3/8"	5 3/8"
	85214 (SP-140-W)	85234 (SP-140-I)	85574 (SP-140-B)	SP soffit inlet 140	5 1/4"	6 7/8"	5 3/4"
	86007 (SE/SEN-77-W)	86027 (SE/SEN-77-I)	85367 (SE/SEN-77-B)	SEN end fitting 77	1 3/4"	3 1/4"	2 5/8"
	86107 (SEN-100-W)	86127 (SEN-100-I)	85467 (SEN-100-B)	SEN end fitting 100	4 1/2"	4 1/4"	3"
	86207 (SEN-140-W)	86227 (SEN-140-I)	85567 (SEN-140-B)	SEN end fitting 140	6"	5 3/4"	3 3/8"
	86011 (SK-77-W)	86031 (SK-77-I)	85371 (SK-77-B)	SK 90° flat ELL 77	5"	2 5/8"	5"
	86111 (SK-100-W)	86131 (SK-100-I)	85471 (SK-100-B)	SK 90° flat ELL 100	6"	3"	6"
	85211 (SK-140-W)	85231 (SK-140-I)	85571 (SK-140-B)	SK 90° flat ELL 140	7 1/2"	3 3/8"	7 1/2"
	85012 (SKF-77-W)	85032 (SKF-77-I)	85372 (SKF-77-B)	SKF 45° flat ELL 77	4 1/2"	3 1/4"	2 5/8"
	86112 (SKF-100-W)	86132 (SKF-100-I)	85472 (SKF-100-B)	SKF 45° flat ELL 100	5 1/4"	4 1/4"	3"
	85212 (SKF-140-W)	85232 (SKF-140-I)	85572 (SKF-140-B)	SKF 45° flat ELL 140	6 1/4"	5 3/4"	3 3/8"
	86002 (SC-77-W)	86022 (SC-77-I)	85362 (SC-77-B)	SC 90° vertical ELL 77	4"	3 1/4"	4"
	86102 (SC-100-W)	86122 (SC-100-I)	85462 (SC-100-B)	SC 90° vertical ELL 100	4 5/8"	4 1/4"	4 5/8"
	85202 (SC-140-W)	85222 (SC-140-I)	85562 (SC-140-B)	SC 90° vertical ELL 140	5"	5 3/4"	5"
	85000 (SCF-77-W)	85020 (SCF-77-I)	85360 (SCF-77-B)	SCF 45° vertical ELL 77	4 1/8"	3 1/4"	2 5/8"
	86100 (SCF-100-W)	86120 (SCF-100-I)	85460 (SCF-100-B)	SCF 45° vertical ELL 100	4 3/8"	4 1/4"	3"
	85200 (SCF-140-W)	85220 (SCF-140-I)	85560 (SCF-140-B)	SCF 45° vertical ELL 140	4 5/8"	5 3/4"	3 3/8"
	86015 (ST-77-W)	86035 (ST-77-I)	85375 (ST-77-B)	ST TEE 77	6 1/2"	4 7/8"	2 5/8"
	86115 (ST-100-W)	86135 (ST-100-I)	85475 (ST-100-B)	ST TEE 100	7 7/8"	6"	3"
	85215 (ST-140-W)	85235 (ST-140-I)	85575 (ST-140-B)	ST TEE 140	9 7/8"	7 7/8"	3"
	85106 (SDR-100-77-W)	85126 (SDR-100-77-I)	85466 (SDR-100-77-B)	SDR reducer 100-77	2 1/2"	4 1/4"	3"
	86206 (SDR-140-100-W)	86226 (SDR-140-100-I)	85566 (SDR-140-100-B)	SDR reducer 140-100	4"	5 3/4"	3 3/8"
	86018 (SIF-77-W)	86038 (SIF-77-I)	85378 (SIF-77-B)	SIF 2" fixed offset 77	7 1/8"	3 1/4"	3 1/4"
	86118 (SIF-100-W)	86138 (SIF-100-I)	85478 (SIF-100-B)	SIF 2" fixed offset 100	7 1/8"	4 1/4"	4 1/4"
	-	-	85395 (SN-77-B)	SD 2.75" Twist ELL 77	5 1/2"	5 1/2"	3 3/16"
	85008 (SF-77-500-W)	85028 (SF-77-500-I)	85368 (SF-77-500-B)	SF flex ELL 20" L - 77-500	19 1/2"	3"	2 1/2"
	86108 (SF-100-800-W)	86128 (SF-100-800-I)	85468 (SF-100-800-B)	SF flex ELL 31" L - 100-800	31 1/2"	4"	2 3/4"
	85208 (SF-140-800-W)	85228 (SF-140-800-I)	85568 (SF-140-800-B)	SF flex ELL 31" L - 140-800	31 1/2"	5 3/4"	3 3/8"
	85009 (SFJ-77-W)	85029 (SFJ-77-I)	85369 (SFJ-77-B)	SFJ flex adapter 77	1 3/8"	3 1/4"	3 1/4"
	85109 (SFJ-100-W)	85129 (SFJ-100-I)	85469 (SFJ-100-B)	SFJ flex adapter 100	1 1/2"	4 1/4"	4 1/4"
	86001 (SFS-77)	-	-	SFS saddle for flex ELL 77	1 3/8"	3 1/4"	2 1/2"
	86101 (SFS-100)	-	-	SFS saddle for flex ELL 100	1 1/2"	3 1/4"	3"
	(stainless steel) 86201 (SFS-140)	-	-	SFS saddle for flex ELL 140	1 1/2"	4 1/4"	3"
	86299 (SL-300)	-	-	SL strap kit for line sets	-	-	-



Technical Information

Weather resistant PVC, UV stabilized & fire resistant. Tested to over 2,000 hours.

Temperature Range
-4°F to 140°F



13' Wall Duct Kit

Kit includes 13' of duct and all essential fittings to hide and protect the lineset for a typical A/C installation. Available in white only.

SDK Kit includes:

- SD - Ducting 39" Long (4)
- SJ - Couplers (2)
- SW - Wall Inlet (1)
- SEN - End Fitting (1)
- SK - 90° Flat Ell (1)

Slimduct Kits:

- 85005 SDK77W - 2 3/4" White kit
- 85105 SDK100W - 3 3/4" White kit

Ducting is packaged:
White & ivory - 5 per box.
Brown - 1 per box.
Fittings are packed
5 or 10 per box.

LINESET COVER CUTTER AND WALL SEALER

3-in-1

Lineset Cover Cutter

Code	Description	Qty
84380	Lineset Cover Cutter	6

FEATURES

- Light-weight at 1.15 lbs
- Easy one-touch open/close
- Advanced corrosion resistance
- Safety hook
- Strong handles
- Stays in adjustment
- Cuts cleanly
- Equipped with quick opening mechanism and safety stopper

APPLICATION

- Designed to quickly and safely cut HVAC lineset covers

RECOMMENDED FOR

- Residential and commercial HVAC lineset covers
- SLIMDUCT SD-77 2.75" and SD-100 3.75"
- FORTRESS LD-92 3.5"



Outset™ Seal

Adjustable Lineset Outlet

NEW

Code	Description	Qty
84006	Adjustable lineset outlet	4

FEATURES

- Blocks air leakage, moisture and rodent intrusion
- Suitable for new installation or retrofit projects
- Simple and quick to install with hinge style closure
- High quality, UV and weather resistant
- Innovative flexible sleeve design reduces piping vibration & noise

APPLICATION

- Adjustable HVAC wall sealer that seals penetrations for both unitary and mini-split systems
- Resists mold growth, deters rodents and insects, and is UV resistant
- Seals HVAC ducts and outlets, preventing potential air leakage and harmful contaminants

RECOMMENDED FOR

- Central and mini-split systems
- Seals HVAC ducts and outlets
- Used for both new and existing installations

Patent pending



For sealing solutions, refer to the plumbing products section for Silicone Sealants.




EQUIPMENT MOUNTING

The industry standard for



- Quick setup & Leveling
- Rugged equipment support
- Modular flexibility



▲
Corrosion Resistant
Galvanized Frame

Sturdy Adjustable Leg ▶

▼
Tough Nylon Base

▼
Anti-Vibration Pad

Big Foot is a registered trademark of Aspen Pumps Limited Company UK.

Contact: RectorSeal®

P 713-263-8001 | 800-231-3345

F 713-263-7577 | 800-441-0051

W rectorseal.com

free-standing rooftop equipment mounting.



THE ADVANTAGES OF BIG FOOT SYSTEMS

The industry standard. Big Foot Systems set the industry standard for free standing, non-penetrative equipment frames for air conditioning, refrigeration, and other associated roof top equipment.

Rugged stance. There are no limits to what can be supported with a Big Foot System. Mounting is strong, secure, flexible and leak proof. Installation is quick, clean, practical and aesthetically pleasing.

Modular flexibility. The system is modular and completely flexible. Custom designs offer the ability to change any part of the design of the frame at any time to manage roof loads within project specific parameters.

Removable legs. Big Foot system legs can be removed individually. Costly removal of equipment is unnecessary when re-roofing or resurfacing.

Optimum weight distribution. The Big Foot base is designed to place load evenly across the frames footprint.

Optimum strength and longevity. The Big Foot base is made of glass filled Nylon with UV protection. Frameworks are hot dip galvanized for all weather protection and tested to ASTM (Salt Mist) B117 and G85 (Acetic Salt Mist) standards.

Quiet durability. An anti-vibration mat is bonded to the nylon base.

Quick on-site leveling. The legs allow for vertical height adjustment to permit easy leveling. An extended leg set option is available for stepped roof applications.

Reduced risk of roof leaks. The Big Foot System does not penetrate the waterproof membrane, eliminating difficult flashing around concrete structures. The roofing system warranty is never compromised.

Architecturally friendly. Big Foot clean contemporary framework suspends roofing equipment above the roof surface, allowing for a simpler, more flexible roof design.

Custom frameworks. For larger, more complex projects, Big Foot offers a custom frame design service. With a plan of your roof and dimensions/weights of the equipment, we can specify standard Big Foot system framework to support up to 10 tons. Contact RectorSeal 1-800-231-3345 for additional questions.

Action videos and full details @ rectorseal.com/bigfoot

Big Foot Multi Frame

Endless Equipment Mounting Solutions

MULTI FRAME STAND QUICK SELECTOR

Your Unit Width	Desired Unit Height 13" – 18"	Desired Unit Height 13" – 26"			
12" – 39"	A	A+			
37" – 59"	C	C+			
57" – 78"	A & B	A+ & B+			
78" – 96"	A & D	A+ & D+			
96" – 114"	C & D	C+ & D+			
Any Frame wider than 114", please call your local Rep for assistance					
	RectorSeal	Big Foot #	Height (in.)	Width (in.)	Depth (in.)
A	87658	B9720	13-18	39	47
B	87659	B9721	13-18	39	47
A+	87660	B9720/1	13-26	39	47
B+	87661	B9721/1	13-26	39	47
C	70265	B9731	13-18	59	47
D	70267	B9732	13-18	59	47
C+	70268	B9731/1	13-26	59	47
D+	70269	B9732/1	13-26	59	47



Frame Tech on-line Configuration & Engineering Tool

Frame Tech is an on-line tool to help you configure the precise Multi Frame parts you'll need for your equipment and environment. Frame Tech will ask the right questions and will automatically provide you with engineering specs for max wind load (tip and slip) along with the pounds per foot calculations.

Register for access to Frame Tech at: <https://frametech.bigfootsupport.com>



BIG FOOT® MULTI FRAME STANDS

Simple, strong and sturdy ground mount support system.

Big Foot

Multi Frame & Multi Frame XL

Code	Description	Qty
87658	B9720 Multi Frame	1
87659	B9721 Multi Frame Extension	1
87660	B9720/1 Multi Frame 24" Leg	1
87661	B9721/1 Multi Frame Extension 24" Leg	1
87656	B9662 48" Multi Frame Crossbar	1

Code	Description	Qty
70265	B9731 Multi Frame XL	1
70267	B9732 Multi Frame XL Extension	1
70268	B9731/1 Multi Frame XL Long Stud	1
70269	B9732/1 Multi Frame XL Ext Long Stud	1

FEATURES

- Galvanized steel frame with 12" feet
- 40" x 48" and 60" x 48" multiples
- Adjustable leg assemblies
- Supplied boxed with clamp kits
- Ideal rooftop support of equipment and systems
- Weather resistance
- Easy & quick to assemble
- Durable
- Frame available in 2 height adjustable variants: 13"-18" or 13"-26"

APPLICATION

- Designed for VRF/VRV mounting
- Extendable from any side with extension kits

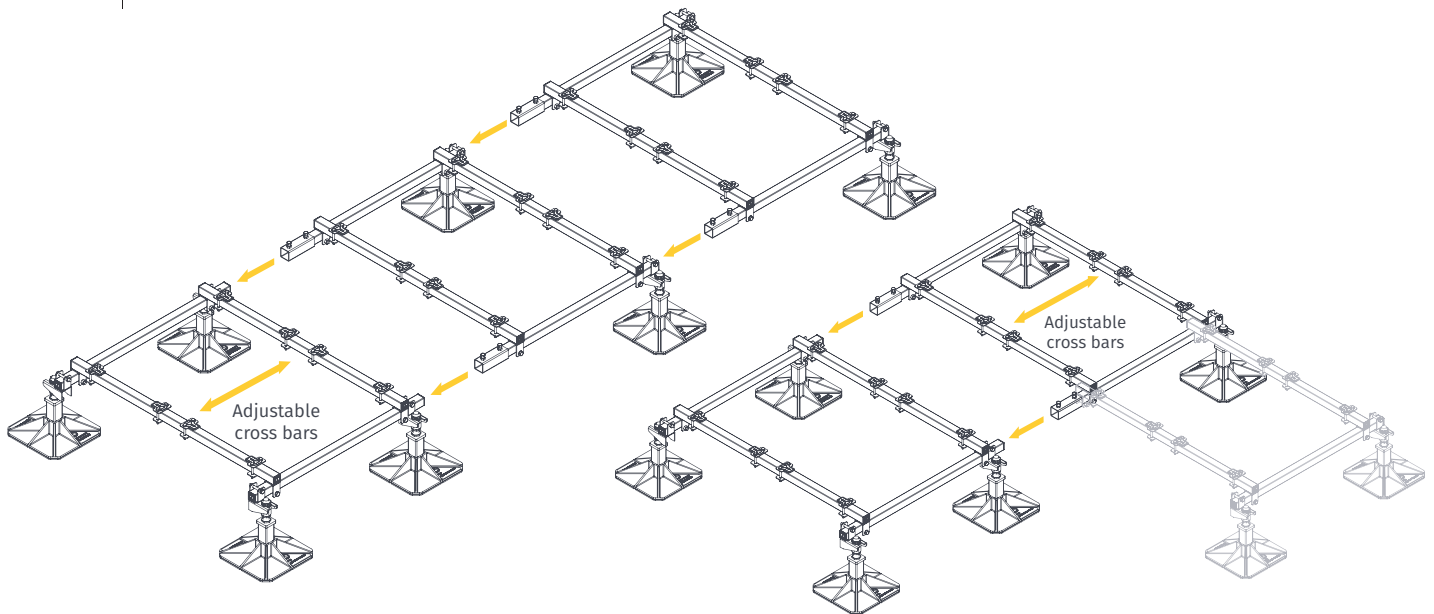
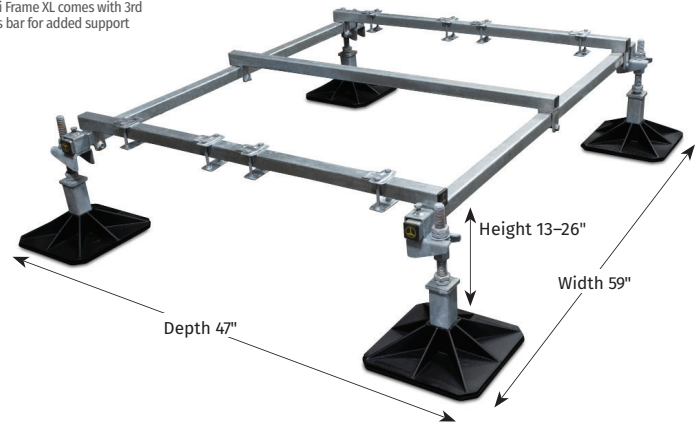
RECOMMENDED FOR

- Compressor • Condensers • VRV/VRFs
- Small AHUs • Unitary fans • Rooftops




Multi Frame XL

Multi Frame XL comes with 3rd cross bar for added support



Multi Frame + 2 Extension kits

Multi Frame + 2 Extension kits (alternative layout)



BIG FOOT® INSTALLATION SOLUTIONS



H-Frame

Accepts standard 1 5/8" strut, optimum support

Code	Description	Qty
87714 (RSPD18)	H-Frame Kit w/ 18" Square	1
87716 (B6088/B)	NEW! H-Frame Kit w/ 13" Square	1

each kit contains 2 feet


FEATURES

- Ideal rooftop support of ancillary equipment including ducts, pipes and cable trays
- Weather resistant
- Recycled crumb rubber pad
- Accepts one strut (not included)
- Build custom pipe and duct supports
- All H-Frame Kits accept box section
- Optional angled mat accessory for use on uneven ground
- Strut fittings & blts included

87714

H = 4 1/4"
W = 19"
L = 19"

Max load capacity:
RSPD18 – 1100 lbs.




NEW! 50% Higher Coefficient of Friction

87716

H = 3 1/8"
W = 13"
L = 13"

Max load capacity:
B6088/B – 660 lbs.



SET INCLUDES

- 2 - **NEW** 13" x 13" foot with adhered mat
- 4 - Brackets & fixings
- 1 - Assembly instructions

ACCEPTS

- 1 3/16 x 1 5/8", 1 9/16 x 1 1/2", 1 5/8 x 1 5/8" strut
- 1 9/16 x 1 9/16" box section steel



BIG FOOT® INSTALLATION SOLUTIONS

Fix-It-Foot


Additional vibration isolation and stability

Code	Description	Qty
87771 (RMB10)	Fix-It-Foot 10"	1
87773 (RMB16)	Fix-It-Foot 16"	1
87775 (RMB24)	Fix-It-Foot 24"	1
87776 (RMB40)	Fix-It-Foot 40"	1

FEATURES

- Ideal for rooftop support of equipment & systems
- Weather resistant
- Recycled crumb rubber pad
- Recessed underside permits solid stance
- Aluminum track permits the use of standard strut hardware (not included)

Max load capacity: RMB10-181 lbs. RMB16-282 lbs.
RMB24-494 lbs. RMB40-650 lbs



Fix-It-Foot Low


Low profile rubber riser

Code	Description	Qty
87772 (RMB10L)	Fix-It-Foot Low 10"	1
87774 (RMB16L)	Fix-It-Foot Low 16"	1

FEATURES

- Ideal for rooftop support of equipment & systems
- Weather resistant
- Recycled crumb rubber pad
- Recessed underside permits stability
- Aluminum track permits the use of standard strut hardware (not included)

Max load capacity: RMB10L - 181 lbs RMB16L - 282 lbs



Polymer Risers


Simple lightweight raised mounting support

Code	Description	Qty
87761 (PR-351N-I)	14" Polymer Riser	20
87762 (PR-351N-M)	18" Polymer Riser	20
87763 (PR-351N-L)	39" Polymer Riser	4
87765 (PRC-351N)	End Caps	1 Pair

FEATURES

- Ideal for piping, duct runs, cable trays and condensers
- Weather resistant PVC
- Linear track holds 3/8" hex head bolts
- Two 7/8" long bolts included

Max load capacity: PR-351N-I - 308 lbs.
PR-351N-M - 397 lbs. PR-351N-L - 880 lbs

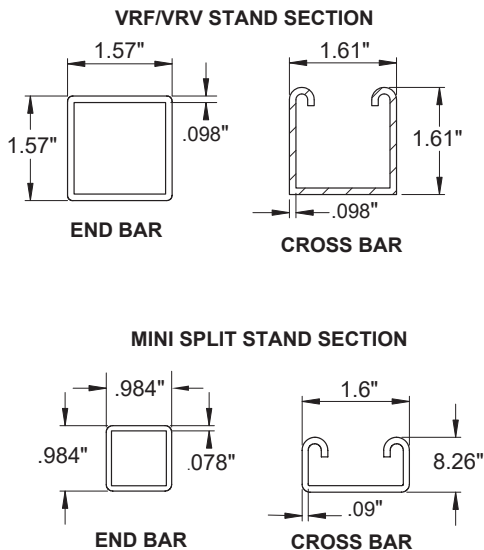




BIG FOOT® FAST FIX STAND RANGE

Simple, strong and sturdy ground mount support system.

Mini-split & VRF/VRV condenser stands



The **Fast Fix Stand Range** is a versatile ground mount support system split into two ranges, mini-splits and VRF/VRV condensing units. Available in a variety of sizes, with optional Extender Kits for both height and length, the Stand Range is designed to support units both individually and in multiples.

With adjustability of cross bar positions, anti-vibration mounts for mini-splits and clamp kits for the VRF/VRV units, these frames can support a wide variety of units, are cost-effective and quick to assemble.

- Rugged ASTM-A36 galvanized steel corrosion resistant support
- Tested to ASTM (Salt Mist) B117 and G85 (Acetic Salt Mist) standards
- More corrosion resistant than competitor stands
- Pre-boxed – quick assembly
- Base extensions allow unlimited mounting possibilities
- Compatible with all leading mini-split condensing units

Available in a variety of sizes with extender kits.



BIG FOOT® FAST FIX STAND RANGE

Ground / Flat Surface Mounting


Fast Fix Stands

Code	Description	Load lbs.	Wt. lbs.	Qty
87686	B5550 12" Mini-split stand kit	385	44	1
87630	B5551 18" Mini-split stand kit	385	49	1
87632	B5555 Riser – 4 pk.	-	3	1
87631	B5554 Extender (for use w/87630 ONLY)	385	42	1
87633	B5562 Riser – 2 pk.	-	2	1

STAND RISER



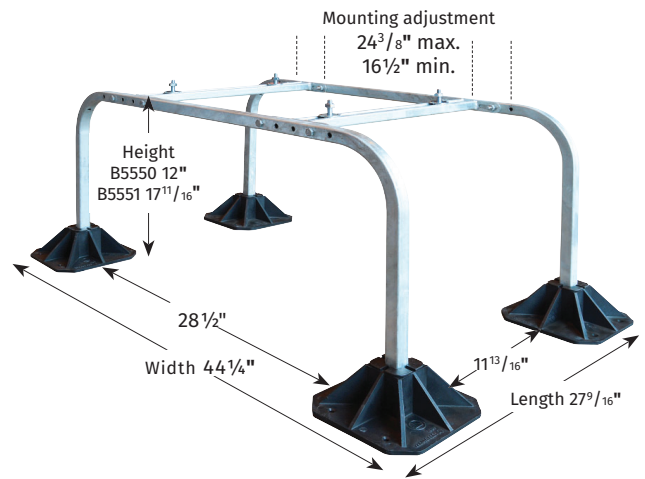
STAND EXTENDER



Mini-Split Stand Kits, Risers, and Extender

B5550 and B5551 SYSTEM COMPONENTS

(4) 8 in (200mm) Footings. (2) End Bar. (2) Cross Bar.
(4) Unit Clamp/Fixing Kit.



Fast Fix Stands

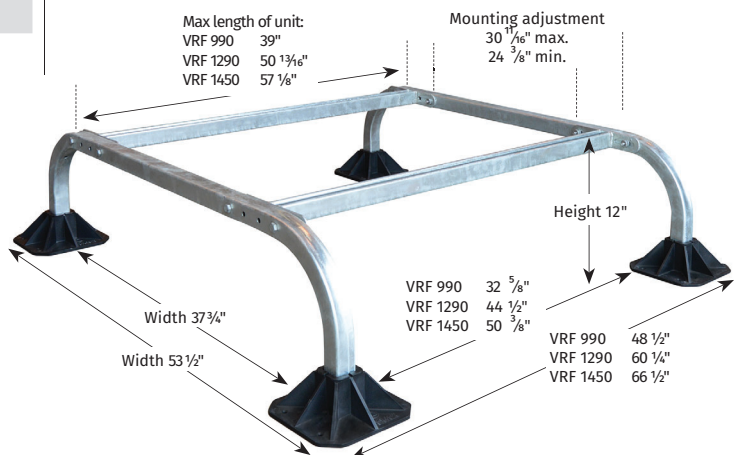
VRF/VRV Stand Range - 6 SKUs cover all VRF/VRV units

Code	Description	Load lbs.	Wt. lbs.	Qty
87634	B5556 VRF 990 stand kit	1,323	77	1
87636	B5557 VRF 1290 stand kit	1,102	84	1
87638	B5558 VRF 1450 stand kit	882	90	1
87653	B5655 VRF 18" riser kit	--	15.4	1
87654	B5656 VRF 24" riser kit	--	19.4	1
87635	B5559 VRF 990E extender	1,323	55	1
87637	B5560 VRF 1290E extender	1,102	62	1
87639	B5561 VRF 1450E extender	882	68	1
87655	B5657 VRF 18" riser extender	--	10.4	1

990/1290/450 SYSTEM COMPONENTS

(4) 8 in.(200mm) Footings. (2) End Bar. (2) Cross Bar
(4) Unit Clamp/Fixing Kit.

VRF/VRV STAND EXTENDER





BIG FOOT® ACCESSORIES

Fleece Pads

Big Foot Fleece Pad

Code	Description	Qty
87650	B9156 12" Small Foot Fleece	1
87651	B9157 18" Large Foot Fleece	1

Isolates the frame from roof material to prevent bonding through polymer migration



UNIVERSAL BRACKETS

Wall Bracket

Sliding cross bar provides exceptional width range

Code	Description	Qty
87733 (WBB300)	Wall Bracket – powdercoat	1
87734 (WBB300SS)	Wall Bracket – stainless steel	1
87735 (WBB500)	Wall Bracket – powdercoat	1

FEATURES

- Strong secure support
- Stainless steel or powdercoat finish
- Includes level for convenience

Max load capacity:

WBB300 – 300 lbs.

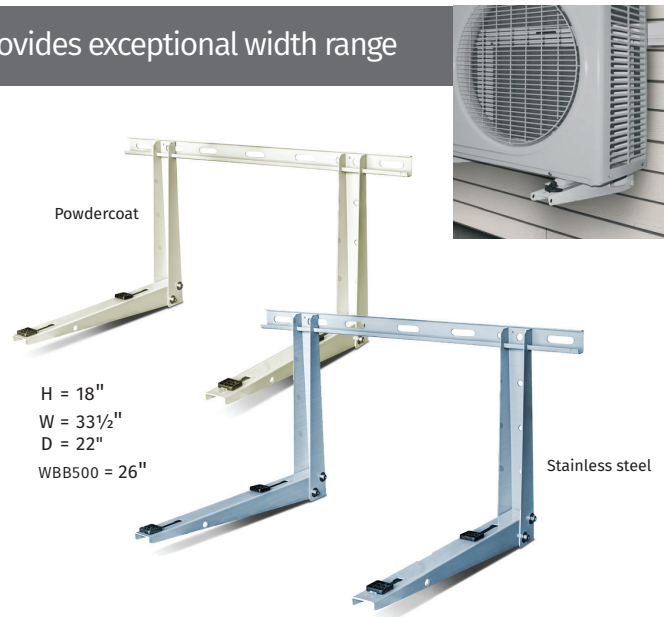
WBB300SS – 300 lbs. WBB500 – 500 lbs.

Min/Max mounting width:

4½"–31" 87733 & 87734; 3"–31" 87734

Min/Max mounting depth:

10½"–16" 87733 & 87734; 10¾" – 19 ½" 87734



Wall Bracket

Extra integral cross bracing provides ultimate stability

Code	Description	Qty
87732 (PCK30)	Wall Bracket	1

FEATURES

- Extra stability
- Galvanized finish

Max load capacity: 330 lbs.

Min/Max mounting width: 15¾" – 35¼"

Min/Max mounting depth: 9¾" – 15"





UNIVERSAL BRACKETS

Wall Bracket

Hurricane rated wind resistant support

Code	Description	Qty
87740 (WBB500HR)	Wall Bracket	1

FEATURES


- Ultimate stability
- Galvanized finish
- **STATE OF FLORIDA APPROVED – FL18362**

Max load capacity: 500 lbs.

Min/Max mounting width: 9³/₄" – 31"

Min/Max mounting depth: 10¹/₂" – 16"

Mounting material included



H = 10³/₈"

W = 31"

D = 18¹/₂"

**Miami-Dade
County, Florida**

NOA No. 21-1012.03

Expiration date 10/6/26

Wall Bracket

Ideal for in window mounted A/C support

Code	Description	Qty
87731 (CBZG)	Under Window Bracket	1

FEATURES

- Strong secure support • Galvanized finish

Min/Max mounting width: 11³/₄" – 27¹/₂"

Min/Max mounting depth: 6¹/₄" – 13"

Max load capacity: 176 lbs.



H = 11¹/₄"

W = 29¹/₂"

D = 16³/₄"





INABA DENKO STANDS

Slab Stand

Raises equipment up above flat surface

Code	Description	Qty
87743 (CNG)	Slab Stand - powdercoat	1
87746 (PCNG63)	Slab Stand - galvanized	1

FEATURES

- Anti-slip rubber feet
 - Galvanized or powdercoat finish
- Min/Max mounting width:
87743 - 11³/₄" - 27¹/₂" 87746 - 15³/₄" - 39⁴⁹/₆₄"
- Min/Max mounting depth:
87743 - 6¹/₄" - 13¹/₄" 87746 - 11¹³/₁₆" - 17"
- Max weight capacity:
87743 - 176 lbs. 87746 - 440 lbs.

Individually adjustable legs for uneven surfaces



Slope Stand

Provides level mounting surface on sloped roofs


Code	Description	Qty
87745 (WRB250)	Wall Bracket	1

FEATURES

- Levels slopes up to 45° or 12" pitch
 - Powdercoat finish
- Min/Max mounting width: 6" - 35"
- Min/Max mounting depth: 10" - 19"
- Max load capacity: 250 lbs.



Includes level




Duplex Stand

Securely mounts two condenser units

Code	Description	Qty
87744 (CWGL)	Duplex Stand	1

FEATURES

- Sturdy support
 - Powdercoat finish
 - Anti-slip rubber feet
- Min/Max mounting width: CWGL - 15³/₄" - 31¹/₂"
- Min/Max mounting depth: CWGL - 7⁷/₈" - 15"
- Max load capacity: CWGL - 176 x 2 lbs.



87744
H = 36¹/₄"
W = 17"
D = 36"





SURGE PROTECTION

Stop damaging power fluctuation.



Ducted A/C



Ductless A/C






Whole House



Protect home and equipment from electrical surges, brownouts and other voltage disturbances.


Maintain the security, function and longevity of electrical equipment.

-  **Performance.**
Long-lasting gas discharge tube technology
-  **Safety.**
Thermally-fused components
-  **Warranty.**
Unsurpassed industry product warranty
Extended connected equipment warranty



Whole House

Action videos and full details
[@rectorseal.com/surgeprotection](https://www.rectorseal.com/surgeprotection)



DUCTED/DUCTLESS A/C AND HEAT PUMPS

RSH-50

50kA Surge protective device (SPD)

Code	Description	Qty
96415	Surge Protective Device 50kA	6



FEATURES

- Long-Lasting Gas Discharge Tube Technology
- TFMOV Technology (Thermally Fused Metal Oxide Varistor)
- Limited Lifetime Warranty
- Green LED Easily Indicates Protection
- Weather-Rated under NEMA 4
- Fits All Single-Phase Units
- UL 1449 Listed
- NEC's highest Short Circuit Current Rating (SCCR) @200kA
- RoHS Compliant

Application • Protect HVAC equipment from electrical surges • Protects from up to 50,000-amp single surges and up to 10,000-amp repetitive surges • Type 1 Device - can be mounted in any position

Recommended for • Residential and commercial use • All single phase 120/240 VAC outside condensing units and indoor air handlers

Specifications

Operating Voltage - 120/240VAC
 Max discharge current per phase - 50kA (1 hit)
 Normal discharge current - 10kA (15 hits)
 Short circuit current - 200kA



1 LED ▶

RSH-50 DB

50kA Surge protective device with disconnect box

Code	Description	Qty
96417	RSH50 with fused disconnect box 30A	6
96418	RSH50 with fused disconnect box 60A	6
96419	RSH50 with non-fused disconnect box 60A	6




FEATURES


- Fused & non fused option

Application • Wall mount installation of RSH-50 (above)

Recommended for • Residential and commercial use • All single phase 120/240 VAC outside condensing units and indoor air handlers



Non-fused



Fused

All DB models include RSH-50 ▶ surge protection device (96415)

DUCTED/DUCTLESS A/C AND HEAT PUMPS

RSH-60

60kA Surge protective device (SPD)

Code	Description	Qty
96416	Surge Protective Device 60kA	4



FEATURES

- Dual LEDs, Audible alarm with silence switch
- TFMOV Technology (Thermally fused metal oxide varistor)
- Long-Lasting Gas Discharge Tube Technology
- Mounting feet for stability
- Weather-Rated NEMA 4X & IP 66
- Limited Lifetime Warranty
- UL 1449 Listed
- NEC's highest Short Circuit Current Rating (SCCR) @200kA
- RoHS Compliant

Application • Protect HVAC equipment from electrical surges • Protects from up to 60,000-amp single surges and up to 20,000-amp repetitive surges • Type 1 Device - can be mounted in any position

Recommended for • Residential and commercial use • All single phase 120/240 VAC outside condensing units and indoor air handlers.

Specifications

Operating Voltage - 120/240VAC
 Max discharge current per phase - 60kA (1 hit)
 Normal discharge current - 20kA (15 hits)
 Short circuit current - 200kA



RSH-60 VMD

60kA Surge protective & voltage monitoring device

Code	Description	Qty
96426	Surge protection device 60kA/VMD	2



FEATURES

- Dual LEDs, Audible alarm, voltage monitoring circuit
- TFMOV Technology (Thermally fused metal oxide varistor)
- Long-Lasting Gas Discharge Tube Technology
- Mounting feet for stability
- Weather-Rated NEMA 4X & IP 66
- 5 Year Warranty
- UL 1449 Listed
- NEC's highest Short Circuit Current Rating (SCCR) @200kA
- RoHS Compliant

Application • Protect HVAC equipment from electrical surges, brownouts, and short cycling • Protects from up to 60,000-amp single surges and up to 20,000-amp repetitive surges • Type 1 Device - can be mounted in any position

Recommended for • Residential and commercial use • All single phase 120/240 VAC outside condensing units and indoor air handlers.

Specifications

Operating Voltage - 120/240 VAC
 Max discharge current per phase - 60kA (1 hit)
 Nominal discharge current - 20kA (15 hits)
 Short circuit current - 200kA





WHOLE HOUSE PROTECTION

RSH-120

Whole House Surge protective device (SPD)

Code	Description	Qty
96414	Surge Protective Device 120kA	4
96422	Flush Mount Plate (2 pack)	1



FEATURES

- Dual diagnostic LEDs and audible alarm
- TFMOV Technology (Thermally fused metal oxide varistor)
- Long-Lasting Gas Discharge Tube Technology
- Mounting feet for stability
- Weather-Rated NEMA 4X & IP 66
- Limited Lifetime Warranty
- UL 1449 Listed
- NEC's highest Short Circuit Current Rating (SCCR) @200kA
- RoHS Compliant

Application • Install at breaker box to protect whole home from transient power surges that can cause system lock-up and malfunctions, faulty output, corrupted files, equipment failure and long-term degradation of devices and equipment • Protects up to 120,000-amp single surges and up to 20,000-amp repetitive surges • Type 1 Device - can be mounted in any position


Recommended for • Residential and commercial use • All single phase 120/240 VAC indoor facility breaker panel installation

Specifications

Operating Voltage - 120/240VAC
 Max discharge current per phase - 120kA (1 hit)
 Normal discharge current - 20kA (15 hits)
 Short circuit current - 200kA



96422 Metal Flush Mount Plates
 Also fits RSH-60



VRM60A

Voltage Range Monitor (VRM)



Code	Description	Qty
96420	Voltage range monitor	4



- FEATURES**
- Over-Under Voltage Cutoff Delay can be adjusted from 0.5 to 60 Seconds
 - Load Restore Delay adjustable from 1 to 600 Seconds 120/240 Single Phase, 60 Amp Double Pole Capacity Relays (handles loads 15-60 Amps)
 - Magnetic Latching Relays for maximum reliability
 - Large easy to read LCD Digital Display
 - Dual Red and Green LED Diagnostics Indicators
 - Easy set up, Field programmable, No laptop or programming tool required
 - Stores up to 300 over/under voltage and power-loss events in Resettable Internal Memory
 - Non-volatile Memory retains all settings and event log when power is lost
 - Universal 35mm Snap-on Din-Rail Receiver
 - Snap-on Finger Guard Screw Terminal Covers
 - Large Box Lugs for Easy Wire Insertion
 - Din-Rail Housing
 - UL Listed

Application • Monitors the line, protecting equipment against over and under voltage conditions that can cause damage to circuit boards and motors • The unit is fully programmable to set the voltage cutoff range from 90V to 300V while storing up to 300 events

Recommended for • Residential and Commercial Use, all single phase 120/240V HVACR Equipment (air conditioning, heat pumps, mini-split applications)



RSH-50 VRM Kit

SPD & Voltage Range Monitor (VRM)

Code	Description	Qty
96421	Surge protection 50kA/VRM Kit	1




FEATURES

- VRM60A (VRM) - 96420
- RSH-50 50kA (SPD) - 96415
- Over-Under Voltage Cutoff Delay can be adjusted from 0.5 to 60 Seconds
- Load Restore Delay adjustable from 1 to 600 Seconds 120/240 Single Phase, 60 Amp Double Pole Capacity Relays (handles loads 15-60 Amps)
- Magnetic Latching Relays for maximum reliability
- Large easy to read LCD Digital Display
- Dual Red and Green LED Diagnostics Indicators
- Easy set up, Field programmable, No laptop or programming tool required
- Stores up to 300 over/under voltage and power-loss events in Resettable Internal Memory
- Non-volatile Memory retains all settings and event log when power is lost
- Universal 35mm Snap-on Din-Rail Receiver
- Snap-on Finger Guard Screw Terminal Covers
- Large Box Lugs for easy wire Insertion
- Entire Kit is NEMA 3R enclosure, with the VRM60A having Din-Rail Housing

Application • Protects equipment from electrical surges and voltage disturbances by utilizing safety thermal fusing and gas discharge tube surge protection technology, combined with the ability to monitor the line protecting equipment against over and under voltage conditions that can cause damage to circuit boards and motors • The unit is fully programmable to set the voltage cutoff range from 90V to 300V while storing up to 300 events

Recommended for • Residential and Commercial Use, all single phase 120/240V HVACR Equipment (air conditioning, heat pumps, mini-split applications)





HVAC
SOLUTIONS

UNITARY

Dust Free®

Safe-T-Switch®

EZ Trap®

AquaGuard®

Tank Pumps

Goliath®/Titan®

Spartan

ArmorPad™

Novent®

TRUaire® Retrofit (formerly Airtec)

GulfCoat™

Big Foot®



DUST FREE®

BREATHE THE DIFFERENCE.

Designed to meet

IAQ³

THE INDOOR AIR
QUALITY STRATEGY



* FILTRATION

Reduce dust, pollen, mold, and dander, as air circulates through your central air system.

⚗ PURIFICATION

Active air purification using next generation technologies to reduce or inactivate indoor air pollutants such as odors, VOCs, and bacteria.¹

☀ UV INACTIVATION

When professionally installed, UV-C light can inactivate specific, targeted bacteria where the UV-C light shines.²

the full spectrum of indoor air quality demands.



THE FULL LINE OF IAQ³ AIR QUALITY MANAGEMENT PRODUCTS

- * DUST FREE MAC-13
- * DUST FREE MAC-11
- * ELECTROSTATIC AIR FILTERS

- ⦿ DUST FREE ACTIVE
- ⦿ DUST FREE CARBON

- ☀ LIGHTSTICK PLUS
- ☀ LIGHTSTICK, MINISTICK, VERSALIGHT, ULTRA-FLEX, 4XTREME, XL
- ☀ NOMAD, NOMAD 2

The IAQ³ platform integrates three levels of air quality products, each increasing the overall air quality of the space. The result is a dynamic air quality management strategy that provides an IAQ solution, custom-tailored to your specific needs.

The platform is the ultimate solution for indoor air quality. Each product works together to build a comprehensive filtration system, purification process and UV inactivation technology that will make indoor environment healthier by delivering high-quality filtered breathing air with less dust entomology concerns or allergies from pollen counts.

Action videos and full details @ rectorseal.com/dustfree

¹MS2 virus and Staphylococcus epidermis bacteria.

²SARS COV-2, MS2 virus, Bacillus thuringiensis bacteria, Aspergillus niger mold, and Serratia marcescens.

EPA Establishment No. 73316-TX-1



Dust Free is a member of the Green Building Council.



WHOLE HOME AIR PURIFICATION

Dust Free® Active

UV-C light/ionization whole home air purification


Code	Description	Qty
89230	Active Air Purifier, 6"	6
89231	Active Air Purifier, 12"	6

FEATURES

- Dual active air purification technologies
- Reduces particulate matter by improving the performance of your existing filtration system using millions of charged ions
- Innovative carbon fiber brushes increase ion production
- Effective against odors, VOC's, and inactivates virus in the air
- Expanded range ballast for increased electrical reliability
- Auxiliary power port to power an additional 24V Germicidal UV-C light allowing to easily add an additional UV light to any HVAC system
- Warranty: 7-yr power supply; 4-yr core; 2-yr lamp

APPLICATION • The Dust Free Active Air purifier's unique, dual technologies target air quality problems at the source using germicidal UV-C and ionization systems to clean the air in your home. The UV-C light and ionization provide the comprehensive IAQ solution. Laboratory tests have also proven that the Dust Free Active can reduce airborne bacteria.

RECOMMENDED FOR • HVAC systems • Whole home air purification
 • Reducing dust, dander, VOC's, odors and other allergens





WHOLE HOME AIR PURIFICATION

Dust Free® Carbon

Carbon/UV-C light whole home air purification


Code	Description	Qty
89224	Carbon Air Purifier, 14"	6

FEATURES

- Proprietary Carbon/UV-C Light multistage technology
- Reduces Formaldehyde
- Ozone-free
- Auxiliary power port to power an additional 24V Germicidal UV-C light allowing to easily add an additional UV light to any HVAC system
- Highest quality construction
- Compact
- Warranty: 7-yr limited; 2-yr on core


APPLICATION • Dust Free's new carbon technology is one of the industry's leading duct-mounted air purification processes that effectively reduces VOC's and Formaldehyde that can exist in indoor air.

RECOMMENDED FOR • HVAC systems • Whole home air purification
 • Reducing VOC's, dosing mold and mildew on HVAC cooling coils



Models	Dimensions†	Power	Weight	Core
Dust Free Active 6"	6.5"H X 6"W X 6"L	††24VAC, 50/60Hz, 1.4A. 3000V surge protection.	Approx. 3 lbs.	Bi-polar ionization
Dust Free Active 12"	6.5"H X 6"W X 12"L			
Dust Free Carbon 14"	6.5"H X 6"W X 14.5"L	††24VAC, 50/60Hz, 1.4A. 3000V surge protection.	Approx. 3 lbs	Ozone-free Carbon technology

† Mounting Plate: 8"H x 8"W. †† Expanded range ballast: 20V-32V.



UV INACTIVATION

Dust Free® Lightstick®

Germicidal UV lights

Code	Description	Qty
89262	Lightstick UV light (9,000 hours lamp life)	6
89263	Lightstick Plus UV light (18,000 hours lamp life)	6

FEATURES

- Inactivates SARS CoV-2, bacteria, and mold on surfaces where the light shines when professionally installed²
- Expanded range ballast operates over a range of 20V to 32V and offers 3000V surge protection
- Direct Connect™ custom design allows lamp to be installed directly in A-coil delta plate for optimal UV exposure
- Professionally engineered injection molded thermoplastic co-polymer high-strength power supply
- Highest UVC output compared to other 24V UV fixtures
- Warranty:
Lightstick - 4-yr limited; 1-yr lamp
Lightstick Plus - 7-yr limited; 2-yr lamp

APPLICATION • The Dust Free Lightstick series, Lightstick and Lightstick Plus, have been redesigned from the ground up using the highest quality components. The series' professionally engineered injection molded thermoplastic co-polymer high strength ballast design and comprehensive HALT testing provide improved reliability. The Lightstick and Lightstick Plus utilize low mercury lamps that are better for the environment and provide high ambient temperature operation.

RECOMMENDED FOR • Any residential HVAC system • Works with your air filter 24/7 to disinfect cooling coils, drain pans, and duct surfaces



¹MS2 virus and Staphylococcus epidermis bacteria.

²SARS COV-2, MS2 virus, Bacillus thuringiensis bacteria, Aspergillus niger mold, and Serratia marcescens.

Bio-Fighter® 4Xtreme

Commercial UV light

Code	Description	Qty
89079	Bio-Fighter 4Xtreme Roof Top 21in	6
89080	Bio-Fighter 4Xtreme Roof Top 33in	6
89081	Bio-Fighter 4Xtreme Roof Top 45in	6

FEATURES

- NEMA 4X rated housing protects internal components against moisture and corrosion
- Suitable for extreme indoor/ outdoor applications
- Large T6 HO lamps are custom designed with cathode rings to maximize UV-C power and efficiency
- Tilt-lamp feature increases the amount of UV-C dosage into water located in the drain pan
- Cover interlock ensures user safety by preventing unit operation while cover is open
- Warranty: 3-yr limited; 1-yr lamp

APPLICATION • Whether it is Mother Nature or a splash of coil cleaner, the Bio-Fighter 4Xtreme rooftop UV-C fixture, equipped with a UL listed NEMA 4X interlocked enclosure, can handle the harshest of HVAC environments.

RECOMMENDED FOR • Commercial HVAC systems • Indoor and outdoor applications • Rooftop AHU applications





UV INACTIVATION

Bio-Fighter® Ultra-Flex

Residential UV light

Code	Description	Qty
89136	Bio-Fighter Ultra-Flex 14in, Single lamp, 1S14 (1SUF14)	6
89137	Bio-Fighter Ultra-Flex 16in, Single lamp, 1S16 (1SUF16)	6
89138	Bio-Fighter Ultra-Flex 14in, Dual lamp, 2S14 (2SUF14)	6
89139	Bio-Fighter Ultra-Flex 16in, Dual lamp, 2S16 (2SUF16)	6



FEATURES

- Adaptive electronic ballast senses input voltage and automatically adjusts for 120V to 240V power
- Extra long 6-ft lamp cables with moisture boot seals lamp connections against moisture in high humidity environments
- User-friendly slide-clip lamp retention system makes bulb replacement easier
- Air handler viewport makes it easy to monitor lamp operation in every application
- Stainless steel remote-lamp housing protects lamp connection assembly from accidental damage
- External fuse and lighted On/Off switch for easy and safe operation
- Warranty: 5-yr limited; 1-yr lamp

APPLICATION • The Bio-Fighter Ultra-Flex offers a tremendously flexible platform for HVAC UV-C applications. Multi-input voltage, remote mount lamp capability, and multiple lamp lengths allow for a bespoke UV-C solution.

RECOMMENDED FOR • Residential HVAC systems • Can be mounted anywhere in the HVAC system or duct work
 • Dual lamp units are recommended for A-coil and return air applications



Bio-Fighter® VersaLight

High-output UV light

Code	Description	Qty
89075	Bio-Fighter VersaLight 16in, Single lamp, 1SVL16	6
89076	Bio-Fighter VersaLight 16in, Dual lamp, 2SVL16	6
89077	Bio-Fighter VersaLight 20in, Single lamp, 1SVL20	6
89078	Bio-Fighter VersaLight 20in, Dual lamp, 2SVL20	6



FEATURES

- Single or dual remote-mount capability allows flexibility in unit location and application
- Smart ballast technology senses input voltage and automatically adjusts for 120V to 240V power
- Moisture boot seals lamp connections against moisture in high humidity environments
- Custom designed HO lamps offer greater durability while emitting higher levels of disinfecting UV-C light
- Lighted On/Off switch and external fuse are conveniently located
- Warranty: 3-yr limited; 1-yr lamp

APPLICATION • The VersaLight provides the installing contractor with a patent pending, remote-mounted lamp capability that allows placement of one, or two, of the HO lamps anywhere within 6 feet of the VersaLight’s chassis. This remote feature, coupled with the VersaLight’s multi-input voltage power supply that can handle 120V to 240V, makes the VersaLight the “One size fits All” UV-C fixture.

RECOMMENDED FOR • HVAC systems • Can be mounted anywhere in the HVAC system or ductwork • Single lamp is suitable for slab coil applications 3 tons or less, and 1200 CFM or less • Dual lamp units are recommended for A-coil and return air applications





UV INACTIVATION

Bio-Fighter® Nomad

Flexible-mounting residential UV light

Code	Description	Qty
89278	Bio-Fighter Nomad 9D	6
89279	Bio-Fighter Nomad II 9D	6
89280	Bio-Fighter Nomad II 16D	6



FEATURES

- All-in-One chassis design
- High-output H-tube germicidal lamp design provides high intensity UV-C output in a compact package
- Auto-sensing input voltage automatically adjusts for 120V or 240V power
- Air handler viewport makes it easy to monitor lamp operation in every application
- Optional remote safety interlock installs on a nearby air handler access panel or door to prevent operation when air handler is being serviced
- Available in single or dual bulb configurations
- Warranty: 5-yr limited; 1-yr lamp

APPLICATION • Surface mounted UV-C applications demand installation flexibility and the Bio-Fighter Nomad delivers one of the most flexible chassis designs available.

RECOMMENDED FOR • Residential HVAC systems • Installs virtually anywhere, in or on HVAC system



Dust Free® MiniStick™

UV light for ductless mini-split systems

Code	Description	Qty
89271	MiniStick UV Light	6


FEATURES

- Comprehensive HALT testing for improved reliability
- Professionally engineered injection molded thermoplastic co-polymer
- High strength ballast housing
- Proprietary hexagonal lamp design allows lamps to be directionally clocked to optimize UV intensity
- High strength alloy mounting hardware
- High strength/Heavy duty lamp shield to protect lamp from breakage
- Warranty: 2-yr limited; 2-yr lamp

APPLICATION • The MiniStick UV is designed for tight spaces and offers the highest UV-C output available for mini-split applications.

RECOMMENDED FOR • Ductless mini-split systems • Areas where space is a premium





UV INACTIVATION

Bio-Fighter® XL

Commercial UV light for large applications

Code	Description	Qty
89082	Bio-Fighter XL-21in, 120v	6
89083	Bio-Fighter XL-33in, 120v	6
89084	Bio-Fighter XL-33in, 277v	6
89085	Bio-Fighter XL-45in, 120v	6
89086	Bio-Fighter XL-61in, 120v	6
89087	Bio-Fighter XL-61in, 277v	6
89088	Bio-Fighter XL-21in, 230v	6
89089	Bio-Fighter XL-33in, 230v	6
89098	Bio-Fighter XL-45in, 230v	6
89099	Bio-Fighter XL-61in, 230v	6

APPLICATION • Large commercial coils require large UV-C fixtures to maximize surface area coverage efficiently. The Bio-Fighter XL is uniquely qualified for extra-large applications with lamp lengths up to five feet and a class-leading reflector surface area to cost effectively apply a high dose of UV-C energy.


RECOMMENDED FOR • Commercial HVAC systems • Large commercial cooling coils • Large applications with extra long lamp lengths



FEATURES

- Extra long lamps to maximize exposure over large commercial cooling coils
- New magnetic mounting makes installation quicker than ever.
- Highly polished aluminum reflector focuses more UV-C light toward coil
- Large T6 lamps are custom designed with cathode rings to maximize UV-C power and efficiency
- Multiple conduit locations on chassis allow for flexible installations
- Warranty: 3-yr limited; 1-yr lamp

Models	Dimensions†	Power	Lamp/Lamp Life	Weight
Lightstick	1.75"H X 3.16"W X 4.75"L	24VAC (Expanded range ballast: 20V-32V), 50/60Hz, 1.4A. 3000V surge protection. 3ft power cord. 4ft lamp cord.	15" / 9,000-hr	2.6 – 3 lbs
Lightstick Plus			15" / 18,000-hr	
Ultra-Flex	2"H x 4"W x 9.25"L	120-240VAC, 50/60Hz, 6ft power cord.	14"-16" / 9,000-hr	4 lbs
4Xtreme	4.25"H x 8"W x 11.56"L	120-240VAC, 50/60Hz, 0.90A/0.50A.	21", 33", 45" / 9,000-hr	8.2 lbs
VersaLight	2.5"H x 5"W x 13"L	120-240VAC, 50/60Hz, 0.90A/0.50A.	14", 16", 20" / 9,000-hr. Single and dual lamp.	5.75 – 6 lbs
Nomad	3.125"H x 3.5"W x 7"L	120-240VAC, 50/60Hz, 0.45A/0.22A.	9" / 9,000-hr	3.75 lbs
Nomad II	1.5"H x 5.937"W x 17"L	120-240VAC, 50/60Hz, 0.85A/0.39A.	9", 16", / 9,000-hr. Dual lamp.	5.5 lbs
XL	2.5"H x 3.375"W x 24"-64"L	120-230VAC, 50/60Hz, 1.15A/0.60A.	21", 33", 45", 61" / 9,000-hr	3.9 – 8.3 lbs
MiniStick	1.5"H x 4"W x 1"L	120-230VAC	9" x 0.375" / 18,000-hr. Dual lamp.	0.5 lbs



HIGH EFFICIENCY MEDIA AIR CLEANERS

Dust Free® MERV 13

Best in class media air cleaner

Code	Description	Qty
89188	MAC Cabinet MERV 13 16 x 25	1
89191	MAC Cabinet MERV 13 17 x 22	1
89189	MAC Cabinet MERV 13 20 x 20	1
89192	MAC Cabinet MERV 13 21 x 22	1
89190	MAC Cabinet MERV 13 20 x 25	1
89193	MAC Cabinet MERV 13 25 x 22	1
89194	MAC Cabinet MERV 13 16 x 25, Non Carbon Filter	1
89195	MAC Cabinet MERV 13 20 x 20, Non Carbon Filter	1
89196	MAC Cabinet MERV 13 20 x 25, Non Carbon Filter	1
89198	MERV 13 Repl Carbon Pleat Filter, 16 x 25 x 4.375 (for MAC-1625)	10
89197	MERV 13 Repl Carbon Pleat Filter, 16 x 20 x 4.375 (for MAC-1722)	10
89199	MERV 13 Repl Carbon Pleat Filter, 20 x 20 x 4.375 (for MAC-2020 and 2122)	10
89200	MERV 13 Repl Carbon Pleat Filter, 20 x 25 x 4.375 (for MAC-2025 & 2522)	10
89203	MERV 13 Repl Filter, non-carbon filter, 16 x 20 x 4.375	10
89204	MERV 13 Repl Filter, non-carbon filter, 16 x 25 x 4.375	10
89205	MERV 13 Repl Filter, non-carbon filter, 20 x 20 x 4.375	10
89206	MERV 13 Repl Filter, non-carbon filter, 20 x 25 x 4.375	10


APPLICATION • Dust Free's Media Air Cleaners utilize a best in class MERV 13 filter that traps 100 times more airborne particles than traditional disposable fiberglass filters. Not only is it effective in reducing airborne household dust, mold spores, pollen, and other allergens, the ASHRAE 52.2 tested MERV 13 media allows adequate air flow for high SEER HVAC equipment.

RECOMMENDED FOR • HVAC systems • All forced warm air furnaces and cooling systems up to 5 tons • Trapping household dust, pollen, and other allergens



FEATURES

- MERV 13 filter
- Sized for air handlers and furnaces
- Quick filter media replacement
- Two-stage filter seal on cabinet door
- Available with carbon filters
- Minimal air leakage design
- Effective in trapping household dust, pollen, and other allergens 100 times more effective than traditional filter media
- Provide the best balance between sub-micron filtration and air flow
- Lowest pressure drop MERV 13 filter at 0.24" w.c.
- Warranty: Limited lifetime on cabinet only



HIGH EFFICIENCY MEDIA AIR CLEANERS

Dust Free® MERV 11

Media air cleaner for indoor air improvement

Code	Description	Qty
89209	MAC Cabinet MERV 11 16 x 25	1
89212	MAC Cabinet MERV 11 17 x 22	1
89210	MAC Cabinet MERV 11 20 x 20	1
89213	MAC Cabinet MERV 11 21 x 22	1
89211	MAC Cabinet MERV 11 20 x 25	1
89214	MAC Cabinet MERV 11 25 x 22	1
89216	MERV 11 Repl Filter, 16 x 25 x 4.375 (for MAC-1625)	10
89215	MERV 11 Repl Filter, 16 x 20 x 4.375 (for MAC-1722)	10
89217	MERV 11 Repl Filter, 20 x 20 x 4.375 (for MAC-2020 & 2122)	10
89218	MERV 11 Repl Filter, 20 x 25 x 4.375 (for MAC-2025 & 2522)	10

FEATURES

- MERV 11 filter
- Sized for air handlers and furnaces
- Quick filter media replacement
- Two-stage filter seal on cabinet door
- Minimal air leakage design
- Effective in reducing household dust, pollen, and other allergens 100 times more effective than traditional filter media
- Warranty: Limited lifetime on cabinet only

APPLICATION • Dust Free's MERV 11 Media Air Cleaner is a lower cost alternative to the Dust Free MERV 13 Media Air Cleaner. The MERV 11 Media Air Cleaner retains the same gasketed door and a high efficiency MERV 11 filter cartridge tested to ASHRAE 52.2 standards.

RECOMMENDED FOR • HVAC systems • All forced warm air furnaces and cooling systems up to 5 tons • Reducing household dust, pollen, and other allergens



Models	Efficiency	Resistance	Media	Cabinet	Dimensions (D x H x W)
Dust Free MERV 11	MERV 11	--	Pleated	Galvanized steel.	27.13" x 17.00" x 6.56" 22.13" x 21.00" x 6.56" 27.13" x 21.00" x 6.56" 22.13" x 22.00" x 6.56" 22.13" x 22.00" x 6.56"
Dust Free MERV 13	MERV 13	0.24"	Pleated	Painted steel.	22.13" x 25.25" x 6.56"

NEW!

SAFE-T-SWITCH®

- Maximum control
- Maximum reliability
- Unmatched function
- Minimum maintenance
- Simple installation
- Plenum rated options

Enhanced float level control.



Precise ratcheted float switch level control ▶

IMC code* compliant in-line cleanout ▼


SS Models

Nitrogen/CO₂ pressure drain line cleaning ▶

IMC code* compliant in-line cleanout ▼



SC1 Model

IMC code compliant in-line drain cleanout.



ACTION VIDEO

NEXT GENERATION SAFE-T-SWITCH



Low-voltage condensate overflow cutoff switches are designed to detect clogged A/C condensate drains. The built-in, easy-access, hand-ratcheting float adjusts sensitivity without removing top cover. The model SC1 cleanout device features a Schrader valve connection to enable clearing blockages without removing top cover.

SS1, SS2 and SS3 magnetic float, reed activated switches are of the highest quality.

They provide condensate overflow protection for the primary drain, the secondary (auxiliary) drain and the safety pan. Should a blockage occur, the float rises with the condensate level. The magnetic float triggers the reed switch to shut down the system, preventing costly water damage to the surrounding structure.

Strict manufacturing quality control of our reed switches make them the most desirable and reliable in the industry. The patented magnetic reed switch will not stick or rust. A deeper fitting design with extra float throw length allows an added level of adjustability, to limit call backs and maintenance issues. Safe-T-Switches are also available in plenum models SS1P, SS2P and SS3P. All Safe-T-Switch devices are easy to install and continue to be the choice of HVAC and plumbing installers.

Full line of drain line cleanout options including CO₂ pressure delivery tools, suction pumps and liquid/tablet drain line cleaner chemicals are available from RectorSeal.

Electronic overflow switches SS103E, SSW, SS500EP and SS610E are uniquely designed to offer condensate overflow protection for a variety of applications including mini-split units. They provide condensate overflow protection for the primary drain, the secondary port of the primary pan and the safety pan. Should a blockage occur, the probe senses the rising condensate level and electronically shuts down the system preventing costly water damage.

*IMC Code 307.2.5 & 307.2.3.4 Drain line maintenance. Condensate drain lines shall be configured to permit the clearing of blockages and performance of maintenance without requiring the drain line to be cut. A water-level detection device conforming to UL 508 shall be provided that will shut off the equipment served in the event that the primary drain is blocked.

Action videos and full details @ rectorseal.com/ssgen3



MAGNETIC REED CONDENSATE OVERFLOW SWITCHES

SS1/SS1P Float Switch

Code	Description	Qty
97085	Model SS1	24
97086	Model SS1P (Plenum)	12



FEATURES


- Condensate overflow switch
- Adjustable ratcheting float level
- Code compliant in-line cleanout
- Cleanout Tool
- UL 2043 for plenum models only

For primary drain lines

APPLICATION • Detects clogged A/C condensate drains and shuts off the system to prevent water damage • Float sensitivity can be easily adjusted without removing top cover • Can be installed on a slope up to 45° • Top cover removes easily using the tapered cams to allow inspection of the float switch and access to use the included cleanout tool to clear drain line

• Compatible with Mighty Pump, LineShot or A/C Drain Foot Pump • Connect either red or yellow thermostat wire

US Patent No. 10,406,570



SS2/SS2P Float Switch

Code	Description	Qty
97087	Model SS2	24
97088	Model SS2P (Plenum)	12




FEATURES

- Condensate overflow switch
- Adjustable ratcheting float level
- Magnetic reed switch
- POP Blister packaged
- UL 2043 for plenum models only

For primary drain pan auxiliary outlet

APPLICATION • Detects clogged A/C condensate drains and shuts off system • Can be installed on the auxiliary outlet of the primary drain pan using the included 3/4" adapter • Float sensitivity can be easily adjusted without removing top cover • Top cover removes easily using the tapered cams to allow inspection of the float switch

• Connect either red or yellow thermostat wire



SS3/SS3P Float Switch

Code	Description	Qty
97089	Model SS3	24
97090	Model SS3P (Plenum)	12





FEATURES

- Condensate overflow switch
- **Adjustable ratcheting float level**
- Magnetic reed switch
- POP Blister packaged
- Fits 1" to 2" drain pan height
- UL 2043 for plenum models only

For primary and auxiliary drain pans

- APPLICATION** • Detects clogged A/C condensate drains and shuts off the system • Bracket mounts firmly over the edge of most drain pans • Slim profile can be installed on primary or auxiliary drain pans
- Thumbscrew makes installation simple and easy
 - Connect either red or yellow thermostat wire



CONDENSATE DRAIN LINE CLEANOUT

SC1 Cleanout

Code	Description	Qty
97091	Model SC1	24

FEATURES

- **Schrader valve pressure clearing**
- **Code compliant in-line cleanout**
- Cleanout tool
- POP Blister packaged

For condensate drain lines maintenance

- APPLICATION** • Quick and easy access for clearing condensate drain lines • Integrated Schrader valve allows pressure clearing without removing top cover • Included cleanout tool allows both pressure or vacuum clearing in either direction • Top cover is easily removed and reinstalled using tapered cams • Compatible with Mighty Pump, LineShot or A/C Drain Foot Pump

US Patent No. 10,406,570





SAFE-T-SWITCH® OVERFLOW SWITCHES

The legacy reliable switch.

Legacy SS1 Float Switch

For primary drains or auxiliary drain outlets

Code	Description	Qty
97632	Model SS1 Legacy	24



FEATURES

- Condensate overflow switch
- Magnetic reed switch
- Install vertically or horizontally
- Connect to either red or yellow wire
- Includes directional cleanout tool to provide cleanout access
- Float is adjustable

APPLICATION • Detects clogged A/C condensate drains and shuts off the system to prevent water damage to floors, walls and ceilings • Can be installed horizontally or vertically, inline or on the primary pan's auxiliary drain outlet by using the included 3/4" adapter, bushing and cap

- Can be installed on a sloping line and does not need to be level or plumb



Can be installed in a horizontal or vertical position

Legacy SS2 Float Switch

For primary drain pan auxiliary outlet

Code	Description	Qty
97637	Model SS2 Legacy	24



FEATURES

- Condensate overflow switch
- Magnetic reed switch
- Connect to either red or yellow wire
- Float is adjustable

APPLICATION • Detects clogged A/C condensate drains and shuts off the system • Using the 3/4" adapter the SS2 can be installed on the auxiliary outlet of the primary drain pan • Easy access to the switch and the primary drain line for service



Legacy SS3 Float Switch

For primary and auxiliary drain pans

Code	Description	Qty
97647	Model SS3 Legacy	24



FEATURES

- Condensate overflow switch
- Magnetic reed switch
- Connect to either red or yellow wire
- Float is adjustable

APPLICATION • Detects clogged A/C condensate drains and shuts off the system • Steel mounting bracket clips firmly over the edge of most drain pans

- Slim profile can be installed on primary or auxiliary drain pans





ELECTRONIC SENSOR CONDENSATE OVERFLOW SWITCHES

SS500EP Sensor Switch

For commercial rooftop down flow units


Code	Description	Qty
97693	SS500EP	24



FEATURES

- Fully plenum-rated
- Electronic probe sensor
- 5-wire design
- Onboard LED indicator
- Plenum rated wire
- 5 amp carrying capacity
- Either normally open or normally closed
- POP Blister packaged

APPLICATION • Install on primary drain pan when plenum rating is needed • Small size and slim profile allows versatile application.



SS103E Dual Switch

Float and sensor switching

Code	Description	Qty
97692	SS103E	24



FEATURES

- Electronic probe sensor
- 5-wire design
- Onboard LED indicator
- 5 amp carrying capacity
- Either normally open or normally closed

APPLICATION • For primary drain line and auxiliary drain pan or auxiliary drain outlet and auxiliary drain pan • Can be installed horizontally, vertically or in-line • Onboard LED indicates the condition of the unit at a glance • No moving parts



SS610E Sensor Switch

For mini-split systems

Code	Description	Qty
97622	SS610E	12




- FEATURES**
- Sensor connects to indoor units
 - Attaches to pan or coils with unique bracket
 - Onboard LED indicator can be mounted to side of unit
 - Complies with IMC & IRC code
 - Univolt input 110 to 230 Volts AC
 - Switching Capacity – 0 to 250 Volts AC, 5 A, 1250VA; 0 to 30 Volts DC, 5A, 150W

APPLICATION • Overflow cutoff sensor switch for mini-split systems for installation directly on primary drain pan or clipped to coils above primary drain pan

- No batteries required

US Patent No. 8,887,392



Bracket allows probe to position deeper into the drain pan when necessary

SSW Sensor Switch

For drain pan or floor

Code	Description	Qty
97092	SSW	24



- FEATURES**
- Sensor connects to indoor units
 - Onboard LED indicator
 - Automatic reset
 - POP packaged
 - Weighted for stability

APPLICATION • Overflow cutoff sensor switch for direct placement into a metal or plastic secondary drain pan or on a floor

- The logic circuit of the SSW continuously samples the sensor probes for the accumulation of water and determines if the presence of water is transient or permanent
- When proprietary sensors detect as little as a 1/16-inch level of permanent water, the SSW water sensor automatically shuts off the HVAC system
- As the water recedes, the system will reset

US Patent Pending





EZ TRAP® 100 SERIES CLEAR TRAP KITS

Clear cleanable trap

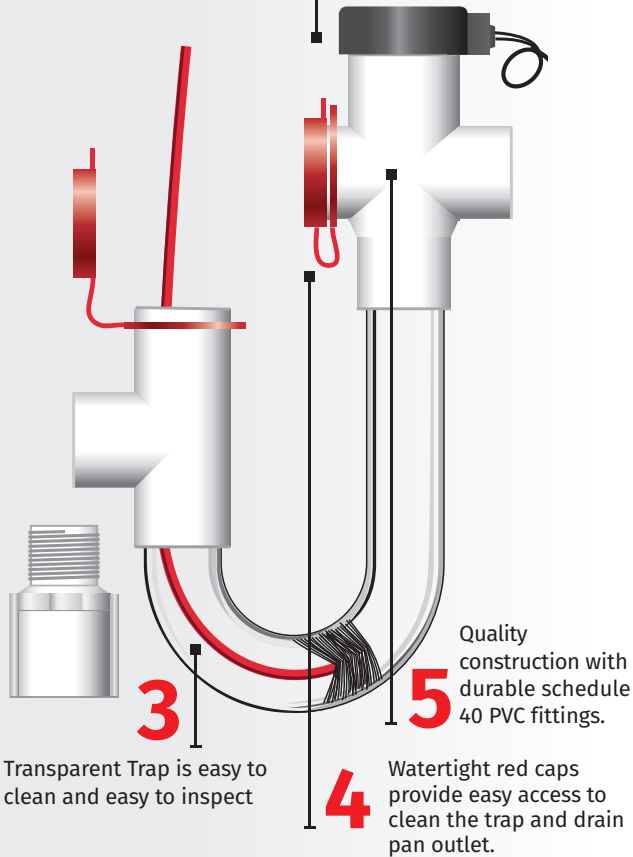
EZ TRAP®

Condensate Traps and Overflow Switches

Easy Maintenance & Overflow Protection

1 SmartTrap™ (200 SERIES) adds a float switch that warns of blockage and shuts down the A/C unit. Slip fit float switch removes easily for cleaning and inspection.

2 Proven reliability and higher switching capacity with microswitch technology. (4A NO/NC)



3 Transparent Trap is easy to clean and easy to inspect

4 Watertight red caps provide easy access to clean the trap and drain pan outlet.

5 Quality construction with durable schedule 40 PVC fittings.

RS # (ref. #)
83626 (EZT626)

Compact overflow switch with 3/4" female slip inlet
Includes: 1"x 3/4" slip female street ell, 3/4" male adapter, float switch assembly, 72" cable.

Economy trap kit w/brush

Features a thin walled trap.
Includes: 3/4" blow molded trap, 3/4" cross, 3/4" tee, three 3/4" red caps, cleaning brush, 1" drop.

Size
3/4"

RS # (ref. #)
83113 (EZT113)

Size
3/4"



Economy trap kit no brush
Thinner walled trap for light duty applications. 10 per carton.
Includes: 3/4" trap, 3/4" cross, 3/4" tee, three red caps, 1" drop.

RS # (ref. #)
83114 (EZT113B)

Size
3/4"



Economy trap kit w/brush
Thinner walled trap for light duty applications. 10 per carton.
Includes: 3/4" trap, 3/4" cross, 3/4" tee, three red caps, cleaning brush, 1" drop.

RS # (ref. #)
83406 (EZT406)

Standard Cleaning Brush
12" plastic rod. 25 per carton



600 Series Combo kit Clear Trap and Overflow Switch

Two part design for use where obstructions prevent direct threading



200 SERIES SMARTTRAP™ KITS

Float switch overflow protection.

Clear, cleanable trap

RS #	(ref. #)	Size
83205	(EZT205)	3/4"



Deep SmartTrap kit

for fluctuating static pressure found in systems with variable speed air handlers. 10 per carton.

Includes: 3/4" Deep Standard Trap, 1" cross, two red caps, 1"x 3/4" bushing, 3/4" tee, 3/4" male adapter, float switch assembly, 72" cable, cleaning brush, **3" drop.**

RS #	(ref. #)	Size
83210	(EZT210)	3/4"



Standard SmartTrap kit

fits most applications requiring automatic shut down. 10 per carton.

Includes: 3/4" Standard Trap, 3/4" cross, two red caps, 1"x 3/4" bushing, 3/4" tee, 3/4" male adapter, float switch assembly, 72" cable, cleaning brush, **1" drop.**

RS #	(ref. #)	Size
83230	(EZT230)	3/4"



Tamper resistant SmartTrap kit

with threaded cleaning cap. Fits most applications, includes clear u-bend for inspection, and access ports for easy cleaning. 10 per carton.

Includes: 3/4" Standard Trap, 1" cross, 3/4" locking cap, one red cap, 1"x 3/4" bushing, 3/4" tee, 3/4" male adapter, float switch assembly, 72" cable, cleaning brush, **1" drop.**

220 SERIES OVERFLOW SWITCHES

Float switch overflow protection.

4 Amp, 24 Volt

RS #	(ref. #)	Size
83224	(EZT224)	3/4"



Compact overflow switch with 3/4" male threaded inlet

Thread into fitting on secondary drain pan. 10 per carton.

Includes: 1"x 3/4" male threaded street ell, float switch assembly, 72" cable.

RS #	(ref. #)	Size
83225	(EZT225)	3/4"



Inline universal primary/secondary overflow switch

3/4" or 1" inlet, with 3/4" outlet. Install vertical or horizontal, inline or plugged. 10 per carton.

Includes: 1"x 3/4"x 1" tee, 3/4" male adapter, 3/4" plug, 1"x 3/4" bushing, float switch assembly, 72" cable.

RS #	(ref. #)	Size
83226	(EZT226)	3/4"




Compact overflow switch with 3/4" female slip inlet

Two part design for use where obstructions prevent direct threading. 10 per carton.

Includes: 1"x 3/4" slip female street ell, 3/4" male adapter, float switch assembly, 72" cable.



AQUAGUARD SENSORS



AG-1100+

Magnetic float switch system for metal pans

Code	Description	Qty
96100	Float Switch	30



FEATURES

- Easy, Drill-Free Installation
- Pull Up Test Knob
- Protective Cover
- UL 508

US Patent 7,710,283

APPLICATION The AG-1100+ is incredibly easy to install. It can be mounted to the drain pan in 10 seconds or less. Installation does not require any pre-drilling for screws. The AG-1100+ incorporates a protective cover to keep out insulation and debris that could prevent the float from rising.

- Normally Open 3rd Wire for Optional External Alarm, Digital Controller, or Energy Management System
- Residential and Commercial
- High Capacity 5 Amp, 24 Volt AC Magnetic Float Switch



AG-1200+

Magnetic float switch system for metal & plastic pans

Code	Description	Qty
96106	Float Switch	30



FEATURES

- Easy, Drill-Free Installation
- Pull Up Test Knob
- Protective Cover
- UL 508

US Patent 7,710,283

APPLICATION • The AG-1200+ has all of the features of the 1100+ plus an innovative two-piece clamp design which allows it to be mounted to a metal secondary drain pan (without a lip) or a plastic secondary drain pan (with a lip) in 10 seconds or less, without screws or drilling. • Protective cover keeps out insulation, pests and debris.

- Normally Open 3rd Wire for Optional External Alarm, Digital Controller, or Energy Management System
- Residential and Commercial
- High Capacity 5 Amp, 24 Volt AC Magnetic Float Switch



AG-3175E

Electronic primary pan sensor, 2-in-1 (plenum rated)

Code	Description	Qty
96126	Primary Pan Sensor	10



FEATURES

- Time delay
- Plenum-rated probe & wire
- Install horizontal or vertical
- Water detection LED light
- Bonus secondary sensor
- Compact waterproof design
- UL 508 & UL 2043

US Patent 7,744,395; 8,151,580; 8,561,417; 8,578,770

APPLICATION • The AquaGuard AG-3175E's primary pan sensor is mounted directly in the auxiliary drain port of the primary drain pan. The bonus secondary sensor can be installed either vertically or horizontally and features a water detection LED.

- Redesigned probe sensor for increased reliability
- Two sensors for the price of one
- 6 Feet of both plenum rated probe & sensor wire
- 5 Amp, 24 Volts AC solid state sensor with water detection LED light
- Switch can be normally open or normally closed
- Normally open 4th wire for optional external alarm, digital controller or energy management systems



▲ Plenum rated cable

AQUAGUARD SENSORS

Continued

AG-1250E

Electronic multipurpose water sensor

Code	Description	Qty
96108	Water Sensor	30



FEATURES

- Either normally open or normally closed
- Solid state sensor with water detection LED
- NEW adjustable height mount
- 6 feet of control wire
- 5 amp capacity, 0-24 Vac/dc
- Can be used with communicating systems
- UL 508

US Patent 8,578,770

APPLICATION • The AG-1250E multipurpose water sensor is mounted directly in a metal or plastic secondary pan, floor or wall. The AG-1250E is a high-amperage, solid state sensor with no moving parts to break down or become clogged. The low profile design makes it easy to install.

- Normally Open Wire for Optional External Alarm, Digital Controller or Energy Management
- Versatile mounting options allow positioning on the unit, in a secondary pan, floor or wall
- Clip on mounting base for easy cleaning and drying of sensor



AG-3150E

Electronic primary pan sensor, 2-in-1

Code	Description	Qty
96124	Primary Pan Sensor	10



FEATURES

- Time delay
- Install horizontal or vertical
- Water detection LED light
- Bonus secondary sensor
- Compact waterproof design
- UL 508

US Patent 7,744,395; 8,151,580; 8,561,417; 8,578,770

APPLICATION • The AquaGuard AG-3150E's primary pan sensor is mounted directly in the auxiliary drain port of the primary drain pan. The bonus secondary sensor can be installed either vertically or horizontally and features a water detection LED.

- Redesigned probe sensor for increased reliability
- Two sensors for the price of one
- 6 Feet of both probe & sensor wire
- 5 Amp, 24 Volts AC solid state sensor with water detection LED light
- Switch can be normally open or normally closed
- Normally open 4th wire for optional external alarm, digital controller or energy management systems



AG-3180E

Electronic micro pan sensor, 2-in-1 (plenum rated)

Code	Description	Qty
96128	Micro Pan Sensor	10





FEATURES

- Time Delay Up to 60 sec
- Plenum Rated Probe & Wire
- Micro pan sensor
- Water detection LED light
- Bonus Secondary Sensor
- Adjustable mounting clips
- Can be mounted with double sided tape or adjustable mounting clips
- UL 508 & UL 2043

US Patent 8,578,7700

APPLICATION • The AquaGuard AG-3180E micro-electronic condensate sensor is mounted directly in the primary drain pan. The bonus secondary sensor features water detection LED and easily installs in the metal or plastic secondary drain pan. Both sensors continuously monitor any condensate overflow in the primary and secondary drain pans and automatically shut off the system and activate an alarm if any overflow is detected.

- Ideal for commercial package units, metal/plastic secondary drain pans & primary pan with time delay
- Meets International Building Codes & Primary Pan Code Requirements
- 6 Feet of Both Plenum Rated Probe and Sensor Wire
- 5 Amp, 24 VAC Solid State Sensor
- Switch Can Be Normally Open or Normally Closed
- Normally Open Wire for Optional External Alarm, Digital Controller or Energy Management Systems



RATED BODY & CABLE
Plenum

Plenum rated cable

AG-9100

External audible and visual remote alarm

Code	Description	Qty
96180	Ext. Audio/Visual Alarm	10

FEATURES

- No battery required
- Bright white LED alarm
- 103db Audible Alert
- 12 Inches of Lead Wire
- 12-24 VAC / 6-32 VDC circuit
- Audio silence switch

APPLICATION • The ONLY multipurpose remote alarm approved for use with AquaGuard condensate management systems. The AG-9100 Audible & Visual Remote Alarm is connected directly to AquaGuard Condensate Management System. When activated, the AG-9100 produces an audible and visual signal. Can be Conveniently Mounted to a Wall, Ceiling, or Directly to a Hot Water Tank or HVAC/R Unit with Two Screws or Included Adhesive Pad Over 250 Feet Away from a Condensate Overflow Switch

- For Use With** • AG-1100+ • AG-1200+
 • AG-1250E • AG-2550E • AG-3150E • AG-3175E
 • AG-3180E • AG-3575E • AG-4200



AG-4200E

Electronic condensate management sensor system



Code	Description	Qty
96143	Primary Pan Sensor	1



FEATURES

- Switch can be normally open or normally closed
- 5 amp, 24 volts AC solid state sensor with water detection LED light
- Adjustable height mount
- 6 feet of control wire
- UL 508

US Patent 8,317,169

APPLICATION • Multipurpose Condensate Overflow Sensor that combines the proven water sensing technology of the AG-1250E with our industry leading Goliath and Titan drain pan line to deliver the ultimate condensate management system. The AG-4200E is the complete condensate management system for Goliath, Goliath Furnace, Goliath Value Series and Titan Drain Pans • 24 VAC, 5 Amp • Controls Normally Open or Normally Closed • 6' of Standard Control Wire • Compact Waterproof Design • Includes Vibration Isolators



AG-4200M

Magnetic condensate management system

Code	Description	Qty
96142	Primary Pan Sensor	1



FEATURES

- Easy, Drill-Free Installation
- Pull Up Test Knob
- Water detection LED light
- Protective Cover
- UL 508

US Patent 8,578,770; 8,317,169

APPLICATION • Multipurpose condensate overflow sensor that combines the incredibly easy to install AG-1100+ with our industry leading Goliath and Titan drain pan line to deliver the ultimate condensate management system. It can be mounted to the drain pan in 10 seconds or less. Installation does not require any pre-drilling for screws. The AG-1100+ incorporates a protective cover to keep out insulation and debris that could prevent the float from rising. The AG-4200M is the complete condensate management system for Goliath, Goliath Furnace, Goliath Value series and Titan Drain pans.

- 3/4" PVC threaded male pipe adapter
- Normally Open 3rd Wire for Optional External Alarm, Digital Controller, or Energy Management System
- Residential and Commercial
- High Capacity 5 Amp, 24 Volt AC Magnetic Float Switch
- Includes Vibration Isolators



SWITCH / DEVICE SELECTOR

Mechanical		APPLICATION								DMSS
		PRIMARY DRAIN LINES ONLY	PRIMARY DRAIN LINE OR PRIMARY DRAIN PAN (AUXILIARY OUTLET)	PRIMARY DRAIN PAN (AUXILIARY OUTLET) ONLY	PRIMARY DRAIN PAN (AUXILIARY OUTLET) & SECONDARY DRAIN PAN (2 PROBES)	PRIMARY DRAIN LINE (OR AUXILIARY OUTLET) & SECONDARY DRAIN PAN (2 PROBES)	SECONDARY DRAIN PAN ONLY	PRIMARY & SECONDARY DRAIN PANS (2 PROBES)	PRIMARY OR SECONDARY DRAIN PANS	
DEVICE	PATENT									
SS1 [†]	10,406,570	✓								
SS1P [°]	10,406,570	✓								
SS2				✓						
SS2P [°]				✓						
SS3	6,698,215								✓	
SS3P [°]	6,698,215								✓	
EZT205 (contains trap)		✓								
EZT210 (contains trap)		✓								
EZT224				✓						
EZT225			✓							
EZT226				✓						
EZT230		✓								
AG1100+ (metal only)	7,710,283							✓		
AG1200+	7,710,283							✓		
AG4200M [†] (drain outlet)	7,878,019 • 8,317,169							✓		
Electronic										
AG1250E	8,578,770							✓		
AG3150E [*]	8,151,580 • 8,561,417 • 8,578,770 • 7,774,395				✓					
AG3175E ^{**}	8,151,580 • 8,561,417 • 8,578,770 • 7,774,395				✓					
AG3180E ^{**}									✓	
AG4200E [*]	8,578,770 • 8,317,169							✓		
SS103E [*]					✓	✓				
SS500EP [°]									✓	
SS610E	8,887,392									✓
SSW	Patent Pending							✓		
Cleanout										
SC1	10,406,570	✓								

[†] Also a cleanout device
[°] Plenum rated

^{*} RectorSeal Goliath, Titan & Spartan drain pans only
^{**} Able to handle 2 probes

SWITCH / DEVICE FEATURES

Mechanical

DEVICE	SENSOR TYPE		SWITCH TYPE		SENSING TECHNOLOGY		SUPPLY VOLTAGE	SWITCHING VOLTAGE	SWITCHING CURRENT			SWITCHING LOGIC		
	FLOAT	REED	MICROSWITCH	BUOYANCY/ MAGNET	BUOYANCY	NOT NEEDED	0-24V	0 - 1.25 AMP (carry current, UL rating) 0 - 0.5 AMP (switching current)	0 - 4 AMP	0 - 5 AMP	NORMALLY CLOSED (NC)	NC ONLY w/NO Capability	NC / NO	
SS1	✓	✓		✓		✓	✓	✓			✓			
SS1P	✓	✓		✓		✓	✓	✓			✓			
SS2	✓	✓		✓		✓	✓	✓			✓			
SS2P	✓	✓		✓		✓	✓	✓			✓			
SS3	✓	✓		✓		✓	✓	✓			✓			
SS3P	✓	✓		✓		✓	✓	✓			✓			
EZT205	✓		✓		✓	✓	✓		✓			✓		
EZT210	✓		✓		✓	✓	✓		✓			✓		
EZT224	✓		✓		✓	✓	✓		✓			✓		
EZT225	✓		✓		✓	✓	✓		✓			✓		
EZT226	✓		✓		✓	✓	✓		✓			✓		
EZT230	✓		✓		✓	✓	✓		✓			✓		
AG1100	✓		✓	✓		✓	✓			✓			✓	
AG1200	✓		✓	✓		✓	✓			✓			✓	
AG4200M	✓		✓	✓		✓	✓			✓			✓	

Electronic

DEVICE	SENSOR TYPE	SWITCH TYPE	SENSING TECHNOLOGY	SUPPLY VOLTAGE		SWITCHING VOLTAGE		SWITCHING CURRENT	SWITCHING LOGIC
	METAL PINS/PROBE	RELAY	WATER RESISTANCE	24VAC	110 - 230VAC	0 - 24V	0 - 250V	0 - 5 AMP	NC / NO
AG1250E	✓	✓	✓	✓		✓		✓	✓
AG3150E	✓	✓	✓	✓		✓		✓	✓
AG3175E	✓	✓	✓	✓		✓		✓	✓
AG3180E	✓	✓	✓	✓		✓		✓	✓
AG4200E	✓	✓	✓	✓		✓		✓	✓
SS103E	✓	✓	✓	✓		✓		✓	✓
SS500EP	✓	✓	✓	✓		✓		✓	✓
SS610E	✓	✓	✓		✓		✓	✓	✓
SSW	✓	✓	✓	✓		✓		✓	✓



ALL-ACCESS CONDENSATE FLOAT SWITCH

AA1

Condensate cleanout device

Code	Description	Qty
83410	AA1 Cleanout Tool	48

FEATURES

- Code driven
- Allows easy access to clear and maintain drain line using any method
- No cutting of drain line needed
- Integrated Schrader valve

APPLICATION • Used to clean out the condensate drain line • Can be installed horizontally or vertically inline or on the primary pans auxiliary drain outlet • Access and clean HVAC Condensate drain lines • Automatically blocks flows in the opposite direction of cleanout • Compatible with LineShot™ and AA-Pump with the included cleanout adapter

US Patent No. 8,967,183



AA1-FS

Combination cleanout device with built-in float switch

Code	Description	Qty
83411	AA1-FS Float Switch/Cleanout Device	48



FEATURES

- Code driven
- Allows easy access to clear and maintain drain line using any method
- No cutting of drain line needed

APPLICATION • Detects clogged A/C condensate drain and shuts off system to prevent water damage to floors, walls and ceilings • Can be installed horizontally or vertically, inline or on the primary pan's auxiliary drain outlet by using the included 3/4" adapter, bushing and cap • Can be installed on a sloping line and does not need to be level or plumb • Compatible with LineShot™ and AA-Pump with the included cleanout adapter

US Patent No. 9,217,577



AA1 Insulation

Protection for cleanout device and switch

Code	Description	Qty
83414	AA1 Insulation	24

FEATURES

- Quick and easy installation
- Adhesive locking seal

APPLICATION • Used to protect the cleanout and switch products to prevent condensation • Prevent sweating in unconditioned spaces, such as attics and garages



AA2 Series

Float switch for primary drain pan auxiliary outlet

Code	Description	Qty
83412	AA2-FS	48
83417	AA2P Plenum Rated	24




FEATURES

- Easy to access the float
- Can be easily removed to adjust sensitivity and to clean if needed
- Easy to clean
- Plenum rated option (AA2P)

APPLICATION • Detects clogged A/C condensate drain and shuts off the system • Using the 3/4" adapter the AA2-FS can be installed on the auxiliary outlet of the primary drain pan • Easy access to the switch for service • The patented magnetic reed switch allows it to be installed off-center and still function correctly

US Patent No. 9,217,577





ALL-ACCESS CONDENSATE FLOAT SWITCH

Continued

AA3

Float switch for primary and auxiliary drain pans

Code	Description	Qty
83413	AA3	48



FEATURES

- Adjustable float switch sensitivity
- Easy to install - simply lock it on, push it down, and wire it up
- Secure tightly with accessible thumbscrew
- Sturdy plastic clip

APPLICATION • Specially designed plastic mounting bracket clips firmly over the edge of most drain pans

- Can be installed on primary or auxiliary drain pans
- The patented magnetic reed switch allows it to be installed off-center and still function correctly

US Patent No. 9,423,148



AA4P

Plenum rated float switch for primary and auxiliary drain pans

Code	Description	Qty
83416	AA4P Plenum Rated	48



FEATURES

- Plenum rated
- Adjustable float switch
- Compact design to fit tight spaces
- Attaches to pan with or without thumbscrew
- Adjusts easily to different pan depths

APPLICATION • Plenum rated switch

- Specially designed plastic mounting bracket clips firmly over the edge of most drain pans
- Can be installed on primary or auxiliary drain pans
- The patented magnetic reed switch allows it to be installed off-center and still function correctly

US Patent No. 9,423,148



▲ Plenum rated cable



TANK PUMPS

Aspen Pumps M4R

Condensate Removal Tank Pumps

Code	Description	Qty
83943	M4R Tank Pump 115 V (15 ft)	6
83945	M4R Tank Pump 115 V (20 ft)	6
83946	M4R Tank Pump 230 V (17 ft)	6



FEATURES

- Quiet – one of the quietest tank pumps on the market
- Low profile design – allows installation in variety of environments
- Neutral design – complements leading manufacturer's furnace & A/C units
- Easy installation & maintenance
- Wall or floor mounted with 4 inlets provide complete versatility.
- The quick-release tank allows removal and cleaning of the tank while the pump is still attached to the wall.
- Twist & click adapter
- Adapter retaining clip secures the adapter
- Debris filters are located either side of the 4 inlets
- Built-in bubble level
- Fixing kit with wall mount clips included

APPLICATION • Suitable for both furnace & A/C condensate removal • Can be both wall & floor mounted, and features 4 tapered inlets giving the contractor complete installation flexibility • A premium condensate solution, the versatile M4R Tank Pump embodies the Aspen Pumps tradition of build quality, high performance and reliability

RECOMMENDED FOR • Air conditioners, furnaces and dehumidifiers, residential or commercial



Product code	Model Name	Volts	Max. rec. head	Max. flow	Hertz	Running		Max. unit output
						Amps	Watts	
83943	M4R 115 V (15 ft)	115	15 ft	65 US gph @ 0 head	60	1.6	85	94 ton / 1.1 m Btu/h
83945	M4R 115 V (20 ft)	115	20 ft	135 US gph @ 0 head	60	1.6	85	192 ton / 2.3 m Btu/h
83946	M4R 230 V (17 ft)	230	17 ft	100 US gph @ 0 head	60	.8	75	142 ton / 1.7m Btu/h

Action videos and full details @ rectorseal.com/tankpumps



TANK PUMPS

Continued

RTP™ Series

Condensate Removal Tank Pumps

Code	Description	Qty
83885	RTP15-110	10
83887	RTP24-110	10
83888	RTP24-230	10

FEATURES

- ½ gallon high impact ABS tank for durability
- Float arm design for reliable cutoff to air conditioning & heating system
- 3 inlet drain hole for easy drain hose access
- Compact design for easy installation
- 6 foot power cord to easily position pump
- 10 inch wires to connect pump to furnace or air handler for system shutoff capability
- Thermal overload protection
- Removable 3/8" check valve



APPLICATION • Serves as an automatic condensate removal pump for air conditioning & furnace condensate • Controlled by a float switch mechanism, which activates the pump when 2¼" of condensate is detected and shuts off when condensate drops below 1¼" • Provides an economical condensate solution, with appropriate durability and reliability

RECOMMENDED FOR • Air conditioners, furnaces and dehumidifiers, residential or commercial



Product code	Model Name	Volts	Hertz	Running		Gallons/Liters Per Hour at Height			Shutoff
				Amps	Watts	1 ft / .3m	5 ft / 1.5 m	9 ft / 2.7 m	
83885	RTP15-110	110	60	1	60	66 gph; 250 lph	53 gph; 200 lph	40 gph; 150 lph	15 ft / 4.6 m
83887	RTP24-110	110	60	2.2	110	153 gph; 580 lph	137 gph; 520 lph	124 gph; 470 lph	24 ft / 7.3 m
83888	RTP24-230	230	50/60	1.3 / 1.1	125 / 110	140/153 gph; 530/580 lph	127/137 gph; 480/520 lph	111/124 gph; 420/470 lph	24 ft / 7.3 m

Action videos and full details @ rectorseal.com/tankpumps



GOLIATH DEXELAR CONDENSATE PANS

Goliath® DexElar

Code	Description	Qty
96202	28"x57"	10
96204	28"x69"	10
96206	30"x50"	10
96208	30"x62"	10
96210	30"x66"	10

FEATURES

- Hangable
- Extreme temperature durability
- High tensile strength
- Advanced polymer DexElar® material
- Crack/split/leak/rust resistant
- Self extinguishing
- Meet the IBC® code
- 10 year limited warranty

Secondary Drain Pans

APPLICATION • Goliath Series Secondary Drain Pans are the strongest, most rugged HVAC secondary drain pans on the market today • Goliath Series Secondary Drain Pans are engineered with superior one piece structural strength to produce a nearly indestructible drain pan with rolled edges and no seams • Each pan is strong enough to hang using only one pair of steel support struts, ensuring a quick-and-easy professional installation • Features a network of built-in risers, which are compatible with a wide variety of sizes of HVAC units and eliminate the need to shop around for additional risers or mounting blocks. Some Goliath pans have lower risers when space is restricted • Risers run the length of pan for better strength when hanging • Each pan has specially designed indentations for placement of hanging brackets • Goliath Series Secondary Drain Pans are compatible with AG-4200, as well as a full range of RectorSeal condensate switches • Each pan provides extreme temperature durability (-40°F to 260°F), high tensile strength, crack/split/leak rust resistance, and are self extinguishing



Goliath® DexElar Furnace

Code	Description	Qty
96220*	30"x36"	10
96222	34"x64"	10
96224	34"x79"	10

FEATURES

- Extreme temperature durability
- High tensile strength
- Advanced polymer DexElar® material
- Crack/split/leak/rust resistant
- Self extinguishing
- Meet the IBC® code
- 10 year limited warranty

*The Goliath Furnace 30" x 36" pan is designed exclusively for vertical, up flow applications.

Secondary Drain Pans - Furnace Series

APPLICATION • Goliath Furnace Series Secondary Drain Pans offer all the same benefits and features of our Goliath Series Secondary Drain Pans and are specifically designed for the unique clearance needs of furnace installations and piping requirements • With 7" of clearance, Goliath Furnace pans offer the necessary clearances for any piping that needs to run below a furnace unit – especially with condensing furnace installations • They are engineered with superior one-piece structural strength to produce a nearly indestructible furnace pan with rolled edges and no seams. Each pan provides extreme temperature durability (-40°F to 260°F), high tensile strength, crack/split/leak/rust resistance, and are self extinguishing • Goliath Furnace Series Secondary Drain Pans are compatible with AG-4200, as well as a full range of RectorSeal condensate switches



Code	Description	Qty
96250	GFR 23"x4"	16
96252	GFR 23"x7"	16
96254	GFR 28"x6"	16

FEATURES

- Will not rust or crack and provide 10x the strength as metal risers
- Advanced polymer DexElar® material
- Compatible with our Titan secondary drain pans, metal pans or can be used as a standalone
- Available vibration isolators quiet noisy furnace units
- Meet the IBC® code

US Patent 8,220,768

Furnace Riser Kits

APPLICATION • Goliath Furnace Risers (GFR) are the perfect solution for any furnace installation. GFRs raise furnaces providing the necessary clearance to accommodate piping and p-traps • Available in three sizes to accommodate a variety of furnace installation needs • Installation is quick and easy, the GFRs are made to fit either lengthwise or width wise in our Titan pans or fabricated metal pans • Material is 10X stronger than competing metal risers





TITAN CONDENSATE PANS

Titan™ Flex

Code	Description	Qty
96230	24"x24"	10
96232	26"x26"	10
96234	30"x30"	10
96236	32"x32"	10
96238	30"x50"	10
96240	30"x62"	10

FEATURES

- Extreme temperature durability
- High tensile strength
- Crack/split/leak/rust resistant
- Self extinguishing
- Meets or exceeds all international building codes
- Advanced polymer DexElar® material
- Fittings sold separately
- Compatible with AG-4200M & AG-1200+ overflow sensors

Secondary Drain Pans - Flexible Series

APPLICATION • Used when space requirements are tight, the Titan Flexible Series Secondary Drain Pans are more flexible and durable than fabricated metal or plastic pans • Material will not rust, crack, split or leak like a traditional fabricated metal secondary drain pan • Material provides extreme temperature durability (-40°F to 260°F), high tensile strength and is self extinguishing • Titan pans are manufactured with rolled edges and no seams for superior one-piece structural strength and flexibility • They are also specifically designed and engineered to be completely compatible with our Goliath Furnace Series Furnace Risers to create a complete and professional HVAC installation • Made with Pride, Titan Flexible Series Secondary Drain Pans are compatible with AG-4200, as well as a full range of RectorSeal condensate switches



Titan Metal

Code	Description	Qty
96241	24" x 36"	5
96242	26" x 26"	5
96243	30" x 66"	5
96244	32" x 36"	5
96245	32" x 48"	5
96246	32" x 62"	5
96247	30" x 60"	5
96248	30" x 30"	5

FEATURES

- Premium craftsmanship
- 24-gauge galvanized steel
- 1-piece construction
- Smooth rolled edge; No seams
- Fittings included, securely attached to each pan
- Nestable for easy storage
- 8 sizes to fit the needs of any contractor
- Two drain plug outlets on the short and long sides offer flexibility during installation
- Compatible with most RectorSeal condensate overflow switches

Secondary Drain Pans - Metal Series

APPLICATION • A/C Secondary Condensate Drain Pan
 • Collect condensate from evaporator coils in case of overflow
RECOMMENDED FOR
 Residential and commercial HVAC units





SPARTAN ABS CONDENSATE PANS

Spartan™ ABS

Code	Description	Qty
96344	30"x50"	10
96345	30"x62"	10

FEATURES

- Crack resistant
- High temperature durability
- Economical ABS material

ABS Secondary Drain Pans

APPLICATION • A/C secondary condensate drain pan • Collect condensate from evaporator coils in case of overflow • Engineered with superior one piece structural strength to produce a robust drain pan with rolled edges and no seams • Spartan ABS Secondary Drain Pans are compatible with AG-4200, as well as a full range of RectorSeal condensate switches • Able to withstand the high temperature of attics up to 170°F



Spartan ABS Furnace

ABS Secondary Drain Pans - Furnace Series

Code	Description	Qty
96348	34"x64"	10
96349	34"x79"	10

FEATURES

- Crack resistant
- High temperature durability
- Economical ABS material

APPLICATION • Spartan ABS Furnace Series Secondary Drain Pans offer all the same benefits and features of our Spartan ABS Series Secondary Drain Pans and are specifically designed for the unique clearance needs of furnace installations and piping requirements • Spartan ABS Secondary Drain Pans are compatible with AG-4200, as well as a full range of RectorSeal condensate switches • Able to withstand the high temperature of attics up to 170°F



Action videos and full details @ rectorseal.com/drain-pans



ARMORPAD EQUIPMENT PAD

ArmorPad™ Foamcore

Equipment pad


Code	Description	Qty
84407	24"x 24"x 3" Equipment Pad	28
84408	30"x 30"x 3" Equipment Pad	28
84404	32"x 32"x 3" Equipment Pad	14
84405	36"x 36"x 3" Equipment Pad	14
84406	40"x 40"x 3" Equipment Pad	14
84418	35"x 18"x 2" Mini-split Equipment Pad	12

FEATURES


- Light-weight at less than 11 lbs
- Extreme durability with load capacity of more than 1400 lbs
- High anchoring strength for securing equipment
- Textured surface to prevent equipment sliding
- Long-term exterior weather resistance including UV resistance, and freeze and thaw resistance
- Vibration absorbing
- Chemical resistance against R-407c and R-410A, compressor oil, coil cleaners, and salt solution

APPLICATION • Provides support and lift for the HVAC outdoor condenser unit outdoor
 • Provides a strong and stable equipment platform for uneven surfaces

RECOMMENDED FOR • Residential and commercial HVAC units • Outdoors



Available for Mini-split too!
 (Product Code 84418)



NOVENT®

LOCKING REFRIGERANT CAPS

Meet IMC® IRC® code



- Protect children.
- Protect homeowners from liability.
- Protect A/C system efficiency.
- Protect against refrigerant theft.

Action videos and full details
[@rectorseal.com/novent-caps](https://rectorseal.com/novent-caps)



Inhalant Abuse.

Breathing in vapor or gases to reach a high or altered state of mind, commonly called

"Huffing, Sniffing, Bagging or Dusting". Inhalants are legal and found in everyday products like glue, paint and the refrigerant gas in your A/C unit.

Over 2.6 million children, aged 12-17 use inhalant each year to get high. Special tools are required to apply and remove the caps, making it difficult for non-professionals to access the refrigerant.




Proven, instant protection.

Novent® protects lineset refrigerant gas against intoxication by inhalation of toxic refrigerant gas. Special tools are required to apply and remove the caps, making it difficult to access the refrigerant. They are code compliant, proven to reduce venting, energy loss, and provide protection from serious injury or homeowner liability.

Insist on code compliant caps.

The International Mechanical Code and International Residential Code require that all outdoor access ports on AC Refrigerant circuits be fitted with locking-type caps to make tamper resistant, and whenever refrigerant is added to or recovered from systems. Novent® locking AC refrigerant caps are the proven code compliant solution in the marketplace.





NOVENT® LOCKING REFRIGERANT CAPS

Dual protection. Simple key style installation.

Novent® Silver

Any refrigerant, 1/4" thread, key

Code	Description	Qty
86692 (NS-UNI)	2 cap blister	20
86691 (NS-UNI)	10 cap blister	10
86693 (NS-UNI)	50 cap box	1
86694 (NS-UNI)	100 pack	1

FEATURES

- Resists crushing & removal without key
- Corrosion resistant anodized aluminum
- Integral neoprene O-ring resists oils & sealants
- Torque limiter prevents overtightening

APPLICATION • Seals standard Schrader service valves on all central A/C units and mini-splits to help prevent refrigerant leakage • Protects from serious injury or death resulting from the inhalation of dangerous gases

RECOMMENDED FOR

- All types of refrigerants

1/4" Thread Silver



Novent® Pink

R410A, 1/4" thread, key

Code	Description	Qty
86682 (NP-R410)	2 cap blister 1/4"	20
86681 (NP-R410)	10 cap blister 1/4"	10
86683 (NP-R410)	50 cap box 1/4"	1
86684 (NP-R410)	100 pack 1/4"	1
86672 (NPE-R410)	2 cap blister 5/16"	20
86671 (NPE-R410)	10 cap blister 5/16"	5
86673 (NPE-R410)	50 cap box 5/16"	1

FEATURES

- Resists crushing & removal without key
- Corrosion resistant anodized aluminum
- Integral neoprene O-ring resists oils & sealants
- Torque limiter prevents overtightening

APPLICATION • Seals standard Schrader service valves on all central A/C units and mini-splits to help prevent refrigerant leakage • Protects from serious injury or death resulting from the inhalation of dangerous gases

RECOMMENDED FOR

- R410A

1/4" Thread Pink

5/16" Thread Pink





NOVENT® LOCKING REFRIGERANT CAPS

Continued

Novent® Starter Pack

Code	Description	Qty
86680 (NP-STARTPACK)	(6) R410A caps (1) Multikey	10
86690 (NS-STARTPACK)	(6) UNI caps (1) Multikey	10

FEATURES

- Resists crushing & removal without key
- Corrosion resistant anodized aluminum
- Integral neoprene O-ring resists oils & sealants
- Torque limiter prevents overtightening

Caps & keys

APPLICATION • Seals standard Schrader service valves on all central A/C units and mini-splits to help prevent refrigerant leakage • Protects from serious injury or death resulting from the inhalation of dangerous gases

RECOMMENDED FOR

- All types of refrigerants; Color coded caps and embossed ID prevent refrigerant gas mixing

1/4" Thread **Silver**
(universal)

1/4" Thread **Pink**



Novent® Keys

Code	Description	Qty
86698 (NVMULTIKEY)	Multikey blister	20
86688 (NP-R410SDT)	Pink screwdriver	20
86660 (NG-R22-SDT)	Uni & green screwdriver	20

FEATURES

- Selection of installation tools available
- Corrosion resistant



Special installer & removal key

APPLICATION • Patented Novent Caps are precision machined from high grade brass surrounded by a protective aluminum shroud and can only be installed and removed with a special tool

RECOMMENDED FOR

- All types of refrigerants





ONE PIECE AIR DIFFUSERS

Our patented 73 second



- Patented one piece grille, damper box.
- Virtually air tight.
- Lightening fast installation.

Virtually air tight butterfly damper
Rubber gasket delivers superior
seal when closed.

Stepped Collar for
multiple duct sizes ▶

Collar tabs easily tear away
unnneeded sections ▶



Mounting Clip
accommodate
thicknesses up to 1/4"

Damper Handle
allows smooth, easy turning
adjustment from below
for fully open to tightly
closed position ▶

▲ High Grade Polymer Grille
resists breakage, scratching,
yellowing and fading.

diffuser install is the quickest in the trade.



C H O O S E C L A S S I C O R R E T R O S T Y L E



Classic GRILLE DAMPER BOX

Think fast Work smart. Our one piece design is virtually air tight, eliminating the need for tedious mastic and external sealers. That cuts attic time. Diffuser installation is no longer a two man job. Labor estimates will be more competitive and you can pocket the profit. You won't want to go back to a metal diffuser ever again.

Strong, Versatile, Quiet.

TRUaire Retrofit Classic is molded with professional grade polymers for long lasting durability. Choose from five grille styles to deliver the optimum air flow and movement pattern for any room. Stepped collar tears off easily to enlarge duct size to maximize job site flexibility. Virtually air-tight construction ensures efficient and quiet air delivery. 2 Sizes available.



Retro GRILLE DAMPER BOX

Retro style. Same innovation. Something unexpectedly beautiful for your discriminating customer. Retro diffusers simulate the look of traditional cast iron, to add a sense of warmth missing in contemporary diffusers.

For Premium Installations.

Distinguish yourself from your competition with TRUaire Retrofit Retro reproduction antique styled air diffusers. Your discerning customer can have the look and feel of a reproduction cast iron grille without the high cost and weight. Simulated cast iron texturing is scratch and rust resistant. Authentic handle turns easily for full range of air flow adjustment. TRUaire Retrofit Retro offers the same advanced technology and labor saving installation time as the standard TRUaire Retrofit diffuser line. Available in black and white. 2 sizes available.

Action videos and full details @ rectorseal.com/airtec

TRUAIRE® RETROFIT DIFFUSER AIR FLOW SPECIFICATIONS



2-way
Antique

3-way

4-way

Round

Return/exhaust

RS # (ref. #)

81912 (MV2) (8x8") Ak=.33

CFM	PRESSURE LOSS	THROW*	FACE VELOCITY**
55	.006 WG	4.9 ft	164 ft/min
75	.009 WG	6.7 ft	229 ft/min
90	.014 WG	8.0 ft	264 ft/min
110	.021 WG	9.8 ft	330 ft/min
125	.027 WG	11.1 ft	375 ft/min
150	.039 WG	13.4 ft	451 ft/min
175	.053 WG.	15.6 ft	533 ft/min
200	.069 WG	17.8 ft	604 ft/min
250	.108 WG	22.3 ft	757 ft/min
300	.156 WG	26.7 ft	909 ft/min
350	.212 WG	31.2 ft	1060 ft/min



RS # (ref. #)

81902 (MV2S) (6x6") Ak=.17

CFM	PRESSURE LOSS	THROW*	FACE VELOCITY**
55	.028 WG	4.5 ft	308 ft/min
75	.054 WG	6.0 ft	421 ft/min
90	.102 WG	7.1 ft	592 ft/min
110	.145 WG	8.9 ft	663 ft/min
125	.181 WG	10.3 ft	785 ft/min
150	.245 WG	11.5 ft	903 ft/min
175	.325 WG.	12.6 ft	1045 ft/min
200	.430 WG	14.0 ft	1155 ft/min

RS # (ref. #)

81913 (MV3), 81943 (GRD3) (8x8") Ak=.29

CFM	PRESSURE LOSS	THROW*	FACE VELOCITY**
55	.008 WG	5.0 ft	188 ft/min
75	.014 WG	6.8 ft	255 ft/min
90	.020 WG	8.1 ft	310 ft/min
110	.030 WG	9.9 ft	370 ft/min
125	.038 WG	11.3 ft	445 ft/min
150	.054 WG	13.5 ft	517 ft/min
175	.073 WG.	15.8 ft	602 ft/min
200	.095 WG	18.0 ft	689 ft/min
250	.148 WG	22.5 ft	862 ft/min
300	.213 WG	27.0 ft	1034 ft/min
350	.289 WG	31.5 ft	1206 ft/min



Throw measurements are equal in all three directions +/-5%

RS # (ref. #)

81903 (MV3S) (6x6") Ak=.17

CFM	PRESSURE LOSS	THROW*	FACE VELOCITY**
55	.056 WG	5.3 ft	344 ft/min
75	.075 WG	7.2 ft	426 ft/min
90	.130 WG	8.8 ft	570 ft/min
110	.171 WG	10.2 ft	661 ft/min
125	.230 WG	11.1 ft	785 ft/min
150	.290 WG	11.5 ft	880 ft/min
175	.445 WG.	12.1 ft	994 ft/min
200	.545 WG	12.8 ft	1182 ft/min

RS # (ref. #)

81914 (MV4), 81944 (GRD4) & 81834 (GR4) (8x8") Ak=.30

CFM	PRESSURE LOSS	THROW*	FACE VELOCITY**
55	.007 WG	3.9 ft	183 ft/min
75	.011 WG	5.3 ft	247 ft/min
90	.017 WG	6.4 ft	293 ft/min
110	.024 WG	7.8 ft	359 ft/min
125	.030 WG	8.9 ft	410 ft/min
150	.043 WG	10.6 ft	505 ft/min
175	.057 WG.	12.4 ft	562 ft/min
200	.073 WG	14.2 ft	640 ft/min
250	.114 WG	17.7 ft	833 ft/min
300	.164 WG	21.3 ft	1000 ft/min
350	.223 WG	24.8 ft	1166 ft/min



RS # (ref. #)

81904 (MV4S) (6x6") Ak=.20

CFM	PRESSURE LOSS	THROW*	FACE VELOCITY**
55	.050 WG	4.5 ft	330 ft/min
75	.085 WG	6.3 ft	361 ft/min
90	.117 WG	7.1 ft	440 ft/min
110	.160 WG	8.2 ft	527 ft/min
125	.200 WG	9.1 ft	605 ft/min
150	.290 WG	10.2 ft	750 ft/min
175	.395 WG.	10.9 ft	875 ft/min
200	.490 WG	11.5 ft	962 ft/min

RS # (ref. #)

81911 (MV360)(8x8") Ak=.33

CFM	PRESSURE LOSS	THROW*	FACE VELOCITY**
55	.002 WG	3.0 ft	161 ft/min
75	.003 WG	3.6 ft	223 ft/min
90	.004 WG	3.8 ft	269 ft/min
110	.005 WG	4.0 ft	328 ft/min
125	.006 WG	5.0 ft	381 ft/min
150	.010 WG	5.5 ft	449 ft/min
175	.015 WG.	6.5 ft	527 ft/min
200	.021 WG	7.0 ft	612 ft/min
250	.029 WG	8.0 ft	755 ft/min
300	.038 WG	9.0 ft	904 ft/min
350	.045 WG	10.0 ft	1055 ft/min



RS # (ref. #)

81901 (MV360S) S (6x6") Ak=.17

CFM	PRESSURE LOSS	THROW*	FACE VELOCITY**
55	.006 WG	0.8 ft	214 ft/min
75	.009 WG	1.5 ft	284 ft/min
90	.014 WG	2.2 ft	347 ft/min
110	.018 WG	2.3 ft	415 ft/min
125	.025 WG	3.2 ft	437 ft/min
150	.036 WG	4.4 ft	544 ft/min
175	.045 WG.	5.5 ft	614 ft/min
200	.060 WG	6.4 ft	699 ft/min

*All throw measurements are made from the center of the grille to a terminal velocity of 50 feet per minute. Direction determined by grille profile.

**Noise level of any diffuser is directly related to face velocity. As a general rule face velocity should be under 800 FPM for residential applications. The MV diffuser with its one piece molded design, outperforms comparable diffusers causing less turbulence and noise.

TRUAIRE® RETROFIT DIFFUSER AIR FLOW SPECIFICATIONS



RS # (ref. #)
81915 (MVE) (8x8") Ak=.37

CFM	PRESSURE LOSS	THROW*	FACE VELOCITY**
55	.0005 WG	0.8 ft	92 ft/min
75	.0008 WG	2.1 ft	151 ft/min
90	.0014 WG	3.4 ft	207 ft/min
110	.0017 WG	5.6 ft	255 ft/min
125	.0020 WG	7.8 ft	350 ft/min
150	.0030 WG	9.7 ft	445 ft/min
175	.0050 WG.	11.4 ft	545 ft/min
200	.0080 WG	12.8 ft	700 ft/min
250	.0200 WG	14.1 ft	910 ft/min
300	.0250 WG	14.8 ft	1044 ft/min
350	.0300 WG	15.4 ft	1187 ft/min



RS # (ref. #)
81905 (MVES) (6x6") Ak=.31

CFM	PRESSURE LOSS	THROW*	FACE VELOCITY**
55	.0008 WG	1.2 ft	146 ft/min
75	.0018 WG	4.2 ft	230 ft/min
90	.0035 WG	6.2 ft	285 ft/min
110	.0043 WG	7.3 ft	338 ft/min
125	.0054 WG	8.7 ft	434 ft/min
150	.0085 WG	9.8 ft	545 ft/min
175	.0100 WG.	11.0 ft	645 ft/min
200	.0110 WG	12.4 ft	685 ft/min

RS # (ref. #)
81916 (MXE) (8x8") Ak=.37

CFM	PRESSURE LOSS	THROW*	FACE VELOCITY**
55	.0005 WG	0.8 ft	92 ft/min
75	.0008 WG	2.1 ft	151 ft/min
90	.0014 WG	3.4 ft	207 ft/min
110	.0017 WG	5.6 ft	255 ft/min
125	.0020 WG	7.8 ft	350 ft/min
150	.0030 WG	9.7 ft	445 ft/min
175	.0050 WG.	11.4 ft	545 ft/min
200	.0080 WG	12.8 ft	700 ft/min
250	.0200 WG	14.1 ft	910 ft/min
300	.0250 WG	14.8 ft	1044 ft/min
350	.0300 WG	15.4 ft	1187 ft/min




RS # (ref. #)
81906 (MXES) (6x6") Ak=.31

CFM	PRESSURE LOSS	THROW*	FACE VELOCITY**
55	.0008 WG	1.2 ft	146 ft/min
75	.0018 WG	4.2 ft	230 ft/min
90	.0035 WG	6.2 ft	285 ft/min
110	.0043 WG	7.3 ft	338 ft/min
125	.0054 WG	8.7 ft	434 ft/min
150	.0085 WG	9.8 ft	545 ft/min
175	.0100 WG.	11.0 ft	645 ft/min
200	.0110 WG	12.4 ft	685 ft/min

RS # (ref. #)
81909 (MVAW) (8x8") Ak=.26

CFM	PRESSURE LOSS	THROW*	FACE VELOCITY**
55	.0007 WG	4.0 ft	175 ft/min
75	.0009 WG	6.8 ft	269 ft/min
90	.0021 WG	8.2 ft	383 ft/min
110	.0055 WG	9.9 ft	436 ft/min
125	.0064 WG	11.3 ft	472 ft/min
150	.0085 WG	12.9 ft	593 ft/min
175	.0105 WG.	14.3 ft	693 ft/min
200	.0160 WG	15.3 ft	841 ft/min
250	.0230 WG	16.0 ft	1031 ft/min
300	.0391 WG	17.2 ft	1201 ft/min
350	.0552 WG	17.9 ft	1315 ft/min



RS # (ref. #)
81919 (MVASW) (6x6") Ak=.20

CFM	PRESSURE LOSS	THROW*	FACE VELOCITY**
55	.0085 WG	2.1 ft	277 ft/min
75	.0185 WG	5.0 ft	373 ft/min
90	.0240 WG	7.9 ft	445 ft/min
110	.0375 WG	10.9 ft	550 ft/min
125	.0520 WG	13.3 ft	650 ft/min
150	.0730 WG	14.9 ft	771 ft/min
175	.1010 WG.	16.3 ft	899 ft/min
200	.1200 WG	17.5 ft	988 ft/min

RS # (ref. #)
81918 (MVAB) (8x8") Ak=.26

CFM	PRESSURE LOSS	THROW*	FACE VELOCITY**
55	.0007 WG	4.0 ft	175 ft/min
75	.0009 WG	6.8 ft	269 ft/min
90	.0021 WG	8.2 ft	383 ft/min
110	.0055 WG	9.9 ft	436 ft/min
125	.0064 WG	11.3 ft	472 ft/min
150	.0085 WG	12.9 ft	593 ft/min
175	.0105 WG.	14.3 ft	693 ft/min
200	.0160 WG	15.3 ft	841 ft/min
250	.0230 WG	16.0 ft	1031 ft/min
300	.0391 WG	17.2 ft	1201 ft/min
350	.0552 WG	17.9 ft	1315 ft/min




RS # (ref. #)
81908 (MVASB) (6x6") Ak=.20

CFM	PRESSURE LOSS	THROW*	FACE VELOCITY**
55	.0085 WG	2.1 ft	277 ft/min
75	.0185 WG	5.0 ft	373 ft/min
90	.0240 WG	7.9 ft	445 ft/min
110	.0375 WG	10.9 ft	550 ft/min
125	.0520 WG	13.3 ft	650 ft/min
150	.0730 WG	14.9 ft	771 ft/min
175	.1010 WG.	16.3 ft	899 ft/min
200	.1200 WG	17.5 ft	988 ft/min

Note: Supply diameter has no appreciable effect on characteristics or airflow specifications, but should be consistent with the desired airflow of the particular outlet and application. Instruments used in testing: • Shortridge Instruments Flowhood Series 8400 • Shortridge Instruments Air data Multimeter • Davis LCA-6000 Rotating Vane Anemometer

TRUAIRE® RETROFIT CLASSIC/RETRO ORDERING INFORMATION

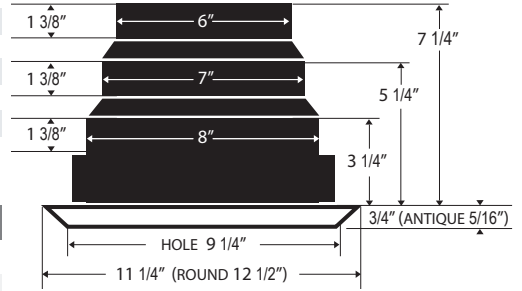


2-way Antique 3-way 4-way Round Return/exhaust

Note: Stepped Collar accommodates:
6", 7", 8" ducting (MV) 4", 5", 6" ducting (MVS)

TRUAire Retrofit Classic standard 8x8" diffuser assembly

RS # (ref. #)	DESCRIPTION	CTN QTY	CTN WT
81912 (MV2)	2-way grille/damper/box	4	9 lbs.
81913 (MV3)	3-way grille/damper/box	4	9 lbs.
81914 (MV4)	4-way grille/damper/box	4	9 lbs.
81911 (MV360)	Round grille/damper/box	4	9 lbs.
81915 (MVE)	Return/exhaust grille/damper/box	4	9 lbs.
81916 (MXE)	Return/exhaust grille/box (no damper)	4	9 lbs.

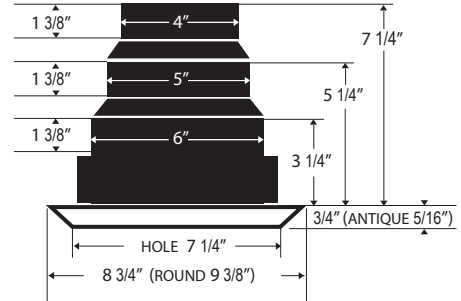


TRUAire Retrofit Retro standard 8x8" diffuser assembly

RS # (ref. #)	DESCRIPTION	CTN QTY	CTN WT
81909 (MVAW)	Retro White grille/damper/box	4	9 lbs.
81918 (MVAB)	Retro Black grille/damper/box	4	9 lbs.

TRUAire Retrofit Classic small 6x6" diffuser assembly

RS # (ref. #)	DESCRIPTION	CTN QTY	CTN WT
81902 (MV2S)	2-way grille/damper/box	8	10.5 lbs.
81903 (MV3S)	3-way grille/damper/box	8	10.5 lbs.
81904 (MV4S)	4-way grille/damper/box	8	10.5 lbs.
81901 (MV360S)	Round grille/damper/box	6	7.5 lbs.
81905 (MVES)	Return/exhaust grille/damper/box	8	10.5 lbs.
81906 (MXES)	Return/exhaust grille/box (no damper)	8	10.5 lbs.

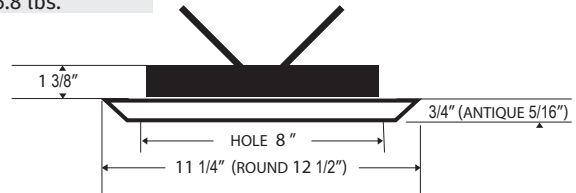


TRUAire Retrofit Retro small 6x6" diffuser assembly

RS # (ref. #)	DESCRIPTION	CTN QTY	CTN WT
81919 (MVASW)	Retro White grille/damper/box	8	10.5 lbs.
81908 (MVASB)	Retro Black grille/damper/box	8	10.5 lbs.

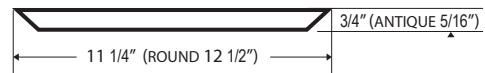
Limited clearance grille/damper


RS # (ref. #)	DESCRIPTION	CTN QTY	CTN WT
81943 (GRD3)	3-way grille/damper	12	15.8 lbs.
81944 (GRD4)	4-way grille/damper	12	15.8 lbs.



Standard Limited clearance grille only

RS # (ref. #)	DESCRIPTION	CTN QTY	CTN WT
81834 (GR4)	4-way grille	25	6 lbs.





TRUAIRE® RETROFIT ACCESSORIES

GRD Limited Clearance Diffusers

Model GRD grille/damper combination for low clearance side or top entry applications. Same construction as TRUaire Retrofit diffusers but with no boot. Standard 8" size only. Available in all five grille styles.

See page 90 for ordering information.

Grille with damper



GR Classic/Retro Grilles

Model GR grille only. All styles and sizes of both TRUaire Retrofit Classic and TRUaire Retrofit Retro grilles are available. Does not include boot or damper.

See page 90 for ordering information.

Grille only



RCF Ceiling Support Flanges

RS # (ref. #)	Description	L	W	H	CTN QTY	CTN WT
81965 (RCF16)	16"O/C - 9 ¹ / ₄ " hole	16"	12"	3/8"	50	37 lbs.
81964 (RCF24)	24"O/C - 9 ¹ / ₄ " hole	23 ⁵ / ₈ "	12"	3/8"	25	38 lbs.
81955 (RCF16S)	16"O/C - 7" hole	16"	12"	3/8"	50	48 lbs.
81954 (RCF24S)	24"O/C - 7" hole	23 ⁵ / ₈ "	12"	3/8"	25	39 lbs.

Model RCF designed for new construction. Our RCF flanges can be fastened to rough framing. It has a 3/8" lip that drops below the ceiling, requiring dry wall installers to cut the hole for you. RCF flanges are available for both 16" and 24" on center framing.

Rough in flanges



DCF Drop Ceiling Flanges

RS # (ref. #)	Description	L	W	H	CTN QTY	CTN WT
81963 (DCF)	24"O/C - 9 ¹ / ₄ " hole	23 ⁵ / ₈ "	12"	2"	25	45 lbs.

Model DCF will increase strength and performance for lay in type ceiling applications by transferring weight onto the T-bars. This prevents tiles from sagging over time.

Flange only






TRUAIRE® RETROFIT TUFFBOX AIR DIFFUSERS

TRUaire Retrofit TuffBox

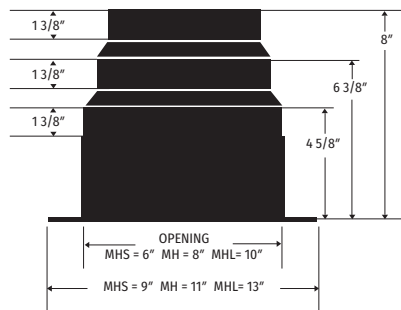
Quick rough-in polymer register box

Code	Description	CTN QTY	CTN WT
81966 (MHS)	6x6" Register Box 4,5,6" collars	16	15 lbs.
81968 (MH)	8x8" Register Box 6,7,8" collars	10	12.2 lbs.
81970 (MHL)	10x10" Register Box 8,9,10" collars	8	12 lbs.



Our TuffBox is a heavy, one piece durable polymer shell. Molded design is virtually airtight to deliver 100% of the air flow passing through it.

Each TuffBox utilizes innovative stepped design to accommodate three duct sizes. Quick breakaway collars allow on-site adjustment, and labor savings. Each collar is 1-3/8" and beaded to hold flexible duct in place while strap is secured. 5/8" standoffs provide correct depth to accommodate strapping or furring used with drywall. Secure using screw holes provided or simply screw anywhere through the inside into framing. Flange is flexible to conform to drywall backing virtually eliminating leakage between grille and box.



- Adaptable.
- Strong & Silent.
- No measuring.
- No guesswork.

GulfCoat™

CONTRACTOR SERIES COIL COATING

Resists Corrosion From:

- Salty Sea Air
- UV Rays
- Acid Rain
- Air Pollutants
- Aggressive conditions



Ultimate corrosion protection.



Untreated

Protected

GulfCoat™

Code	Description	Qty
80401	12 oz. (340 g) Aerosol Blue	6
80400	12 oz. (340 g) Aerosol Clear	6

FEATURES

- Protects HVAC coils & components
- Superior adhesion
- Maximum moisture resistance
- Superior UV protection
- Superior corrosion resistance
- Extends system life & efficiency

Spray-on corrosion protection

APPLICATION • Mini-splits • Packaged Rooftops • Condensing Units • Modular Air-handlers • Air-cooled Chillers • Interior & Exterior HVAC Cabinetry and Copper Piping • Heat Exchanger Coils (water, condenser, evaporator, DX)

1 can covers 0-2.5 tons unit (0-9 kw) coverage of coils only

WARNING: This product can expose you to chemicals including Titanium Dioxide and Solvent Naphtha, which is known to the State of California to cause cancer. For more information, go to www.P65Warnings.ca.gov.



GulfClean™ Coil Cleaner

Code	Description	Qty
80406	Coil Cleaner, 1 gallon	4

FEATURES

- Non-Acid
- Non-Caustic
- Removes Soils
- Powers Off Dirt
- Deep Cleaning Foam
- Biodegradable*

Foaming cleaner

Step 1 of 2


Coil cleaner that effectively cleans and removes soil from A/C, refrigeration and heat pump coils.

APPLICATION

- Evaporator Coils • Condenser Coils • Refrigeration Units

RECOMMENDED FOR

- Residential
- Commercial HVAC units



GulfClean™ Salt Reducer

Code	Description	Qty
80408	Salt Reducer, 1 gallon	4

FEATURES

- No VOC's
- Biodegradable*
- Non-flammable
- Aids in the removal of soluble salts
- Does not interfere with the adhesion of protective coatings

Dissolves soluble salts

Step 2 of 2

Dissolves soluble salts and revitalizes HVAC equipment.


APPLICATION • Evaporator Coils

- Condenser Coils


RECOMMENDED FOR

- Residential
- Commercial HVAC units

WARNING: This product can expose you to chemicals including N, N-Diethanolamine and Ethylene glycol, which is known to the State of California to cause cancer birth defects or other reproductive harm. For more information, go to www.P65Warnings.ca.gov.



* Contains the best available biodegradable surfactants and detergents.



CORROSION PROTECTION

Continued

GulfCoat Circuit Shield™

Conformal circuit board coating

Code	Description	Qty
72000	12 oz. aerosol can	6

FEATURES

- Excellent moisture resistance
- Mold & mildew resistance
- Superior adhesion
- Supports dielectric properties
- UV resistant qualities
- POP packaged



Protects service equipment circuit boards from early failure due to corrosion, and exposure in corrosive environments.

APPLICATION

- HVAC/R printed circuit boards (PCB)
- Elevator Control panels
- Telephone communication boxes
- Outdoor timers & switches
- Traffic lighting and rail crossing control panels
- Automotive, heavy duty truck and off-highway equipment

RECOMMENDED FOR

- Residential • Commercial PCB

WARNING: This product can expose you to Solvent Naptha, which is known to the State of California to cause cancer. For more information, go to www.P65Warnings.ca.gov.



Coil-Cure™ AM

Spray-Applied antimicrobial coil coating

Code	Description	Qty
72001	12 oz. aerosol can	6

FEATURES

- Powered by Agion, an EPA registered compound
- Protects from mold and mildew caused by fungal growth
- Prevents microbial odor development on floors and ceilings
- Extends equipment life.
- UV resistant
- Specifically formulated to

resist mildew growth and associated deterioration, staining and discoloration caused by mildew on coated surfaces

- POP packaged

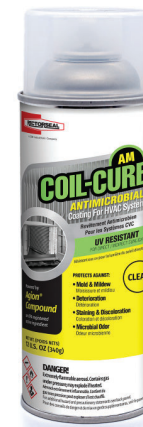
WARNING: This product can expose you to Ethylbenzene, Toluene and Cumene which is known to the State of California to cause cancer, birth defects or other reproductive harm. For more information go to: www.P65Warnings.ca.gov



A hybrid polymeric aerosol antimicrobial coating designed for high performance in HVAC environments, protecting expensive equipment from mold, fungus and bacterial growth.

APPLICATION

- Hybrid polymeric aerosol antimicrobial coating designed for high performance in HVAC environments, protecting expensive equipment from mold, fungus and bacterial growth
- Colorless (clear) and can be applied over GulfCoat corrosion protection coatings
- Embedded with Agion®, is UV resistant (UVA and AVB) and is a one-part solution
- Antimicrobial properties become active when moisture is present and conditions are ideal for bacterial growth, leads to long-lasting performance



RECOMMENDED FOR

- HVAC tubing, internal components and cabinet walls
- Hospitals, schools and anywhere else bacteria, mold and fungi are a concern

For optimum 2-step coil protection, before applying Coil-Cure AM, spray the coil with Coil-Cure Disinfectant to clean before applying a protective coating



K-FLEX INSULATION SOLUTIONS

Titan™

Closed-cell, flexible, elastomeric foam insulation

Code	Description	Qty
83032	5/8" x 1/2" x 120'	1
83033	5/8" x 3/4" x 60'	1
83034	3/4" x 1/2" x 75'	1
83035	3/4" x 3/4" x 60'	1
83036	7/8" x 1/2" x 75'	1
83037	7/8" x 3/4" x 50'	1



FEATURES

- UV/moisture resistant
- Tear resistant
- Meets outdoor exposure requirements of the 2012/2015 IECC Residential & Commercial codes
- ASTM E84 25/50-rated (to 1-1/2")
- CAN/ULC S102.2 – 25/50 rated
- 1 step install – no field applied protective coating or jacketing required

APPLICATION

• Outdoor applications with service temperatures ranging from -70°F to +220°F • Enhance the weather and abuse resistance of the insulation tubing • Ideal for use on HVAC linesets and flex hose applications

RECOMMENDED FOR

HVAC linesets • Flex hose applications



Cork Tape

Self-adhesive insulation tape

Code	Description	Qty
83040	2" x 1/8" x 30'	12

FEATURES

- Flexible
- Fits all diameter pipes, fittings and connections
- Rubber-based mastic material

APPLICATION

Applications with service temperatures ranging from -20°F (-29°C) to +190°F (+88°C)

Recommended for

HVAC/R applications • Short runs of pipes or valves • Fittings where it is impractical to install tubing insulation



Foam Tape

Thermal performance for HVAC/R Applications

Code	Description	Qty
83041	2" x 1/8" x 30'	12

FEATURES

- Flexible
- Long-lasting bond
- Environmentally friendly
- Protects against mold, fungal and bacterial growth

APPLICATION

Indoor applications with service temperatures ranging from -40°F (-40°C) to +200°F (+93°C)

RECOMMENDED FOR

HVAC/R applications • Short runs of pipes or valves • Fittings where it is impractical to install tubing insulation

