

# BOOST PRO

## POWER SYSTEM



## BOOST PRO POWER SYSTEM OVERVIEW

### Universally Recognized

The power system is UL Recognized as an Office Furnishing Accessory (UL 1286), and is UL Listed as a Manufactured Wiring System (UL 183) in full compliance with electrical specifications found in the National Electrical Code (NEC). It also complies with municipal standards such as New York, Los Angeles, and San Francisco.

### Circuitry/Keying

The power system is rated for 20 amps allowing the use of 4 circuits with 4 line conductors, 2 neutrals and 2 grounds. Under NEC requirements, up to 13 duplex receptacles may be used per circuit, with a total of 52 available receptacles if all circuits are used, per single power entry. The line conductors are 12 AWG, and share a 12 AWG ground and a 10 AWG neutral. The fourth circuit is isolated and dedicated, and is serviced by its own line conductor, neutral and isolated ground. Alternate circuit diagrams are available. The power system can be wired in both single and three-phase configurations, 240/120V, 208/120V respectively. Additionally, a 3 hot, 3 neutral, 2 ground (3-3-2) wiring system is available.

### Flexibility

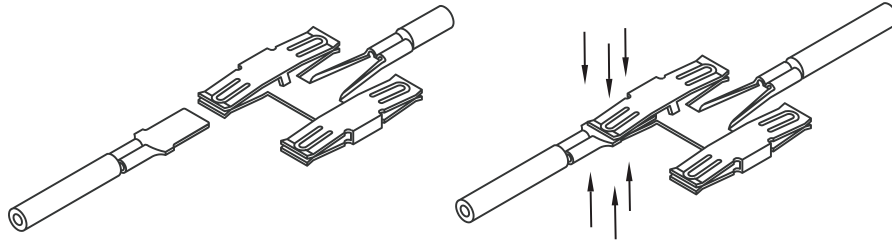
The practical design of the power system combines junction blocks, jumpers, and power infeeds into one modular assembly. Power is routed through the extremely flexible oval metal conduit, which makes traversing sharp corners easy.

### Installation

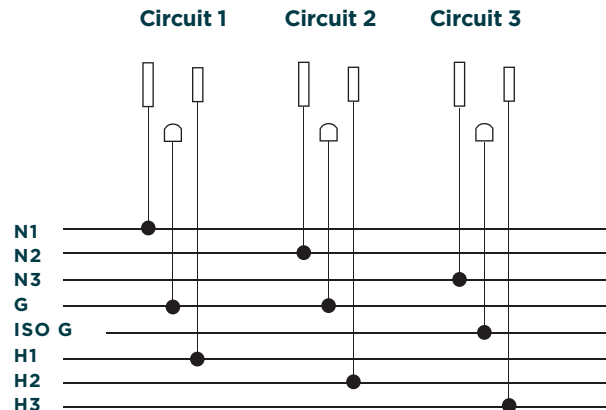
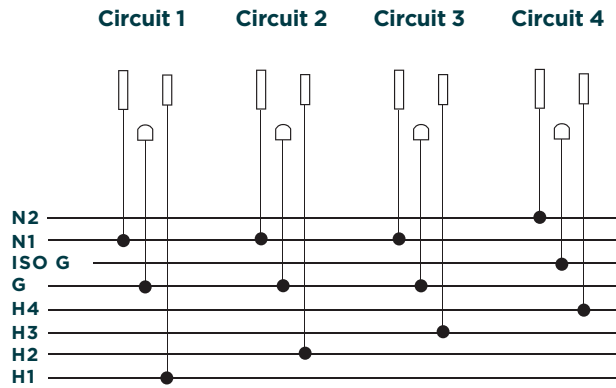
All connections are positive locking, assured by keyed terminal housings.

## CONTACT

The center of the power system is the patented six-point contact terminal. The quad terminal is rated at over 50 amps, offering built-in overload insurance. The design efficiently distributes power, reducing the contact resistance. The six points of contact provide a stable connection, eliminating rocking.



## KEYING 3+D

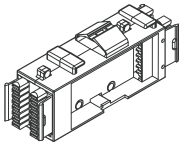


## RECEPTACLE

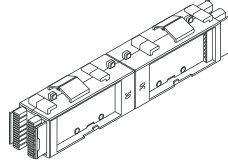


15 Amp Duplex  
PROR 1, 2, 3, & 4

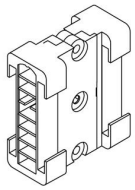
## BLOCKS



Single Block  
PROSB

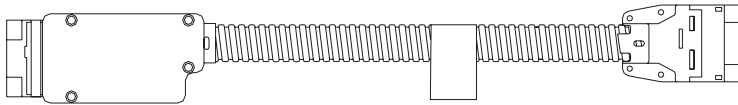


Double Block  
PRODB



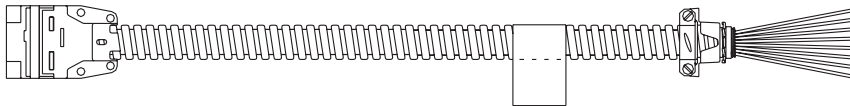
In-Line Power Block  
PROBC

## JUMPER



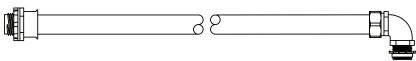
M/M Adjustable  
Jumper  
PROJ 41, 46, 52, & 58

## POWER INFEEED



Conduit Power  
Entry  
PROIF 72 & 144

## NEW YORK POWER ENTRY



New York Liquid  
Tight Power Infeed  
PROIFNYC

