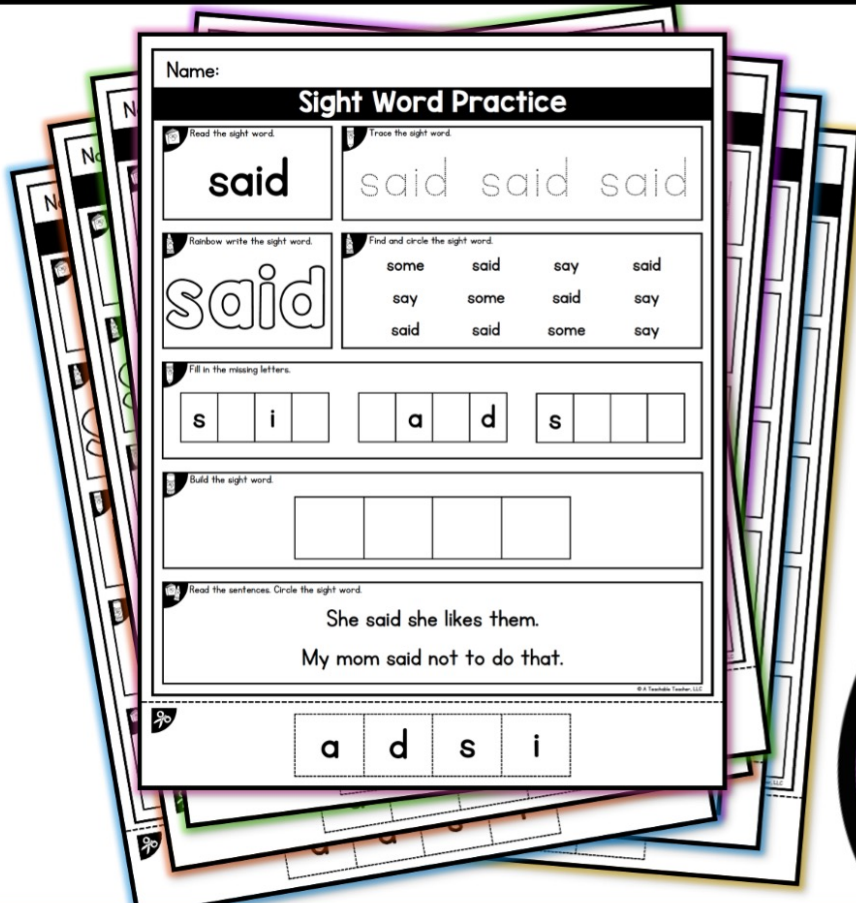



# a magical set of SIGHT WORD WORKSHEETS




use  
with  
ANY  
word  
list



editable & auto-fills

Created By A Teachable Teacher



scroll to see more

a magical set of

SIGHT WORD WORKSHEETS

Editable for ANY  
sight word list!

Engaging for students!


Autofill magic - just type in your  
word list and the worksheets will  
automatically fill in for you!

4,200+ 5 star reviews!

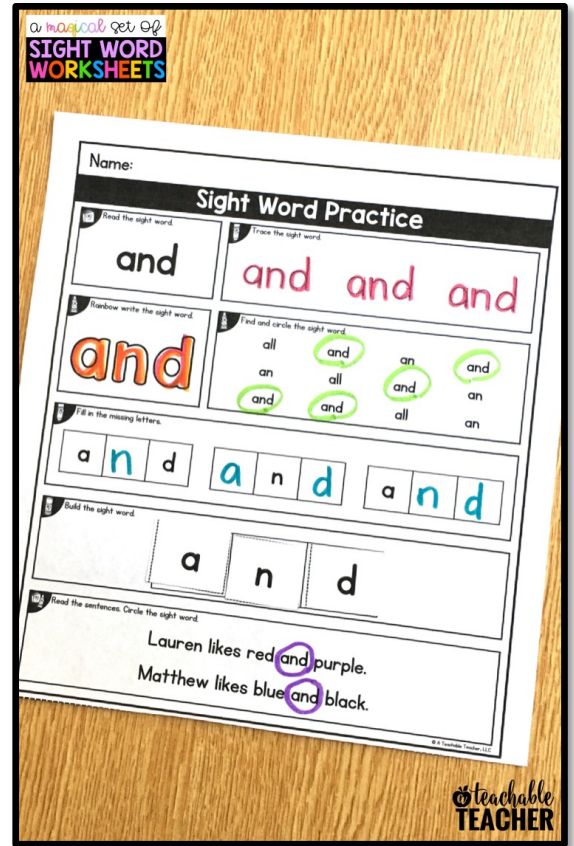


## Can be used for:

- ✓ Dolch Sight Words
- ✓ Fry Sight Words
- ✓ Custom District Sight Words
- ✓ SO much more!



Use for ANY sight words between 2-9 letters!



## Who was this created for?

- ✓ Elementary Teachers
- ✓ Special Education Teachers
- ✓ Intervention Teachers
- ✓ Tutors
- ✓ Parents

# a magical set of

# SIGHT WORD WORKSHEETS

But Lauren, how does the autofill work?

1. Choose a template:



2-9  
letter  
words

2. Type your words and sentences

Word	1 <sup>st</sup> Letter	2 <sup>nd</sup> Letter	3 <sup>rd</sup> Letter	4 <sup>th</sup> Letter	Similar Words	Sentence 1	Sentence 2
said	s	a	i	d	say some	She said not to do that!	He said he likes me.
that	t	h	a	t	there this	That is good food!	I like that ideal!
each	e	a	c	h	eat much	I want one of each.	Each of us are special.
been	b	e	e	n	Ben seen	I have been there.	They have been at the beach.
find	f	i	n	d	free first	Let's find some toys!	I like to find sight words.
with	w	i	t	h	were what	Do you want to go with me?	Lauren wants to go with you!
what	w	h	a	t	when were	What is your favorite color?	I like to do what I want!
when	w	h	e	n	what with	When are we going to school?	I like to read when I am home.
made	m	a	d	e	much many	That made my day!	I made a sandwich.
long	l	o	n	g	like look	It was a long day!	Her pencil is very long!

3. All activities will automatically generate!

Name: \_\_\_\_\_

### Sight Word Practice

1. Write the sight word.

that that that that

2. Rainbow write the sight word.

that

3. Find and circle the sight word.

there that this that  
this there that this  
that that there this

4. Fill in the missing letters.

t a h t

5. Build the sight word.

6. Read the sentences. Circle the sight word.

That is good food!  
I like that ideal!

7. h t t a

4. Print one, some, or all activities.

5. Repeat with new words!

# a magical set of

# SIGHT WORD WORKSHEETS

Ready for any word  
with 2-9 letters

students  
will read  
the  
targeted  
sight  
word

students  
will  
rainbow  
write  
the  
targeted  
sight  
word

students  
will fill in  
the  
missing  
letters in  
the  
targeted  
sight  
word

Name: \_\_\_\_\_

### Sight Word Practice

Read the sight word.

**that**

Trace the sight word.

that that that

Rainbow write the sight word.

**that**

Find and circle the sight word.

there	that	this	that
this	there	that	this
that	that	there	this

Fill in the missing letters.

t		a			
	h	t			
t					

the sight word.

--	--	--	--	--	--

Read the sentences. Circle the sight word.

That is good food!

I like that idea!

h t t a

students will  
trace the  
targeted  
sight word

students  
will find  
the  
targeted  
sight  
word

students  
will cut  
and build  
the  
targeted  
sight  
word

students will read the sentences you type  
that include the targeted sight word

# a magical set of

# SIGHT WORD WORKSHEETS

## See it in action!

Start with any word list and it will automatically generate for words with 2-9 letters



a magical set of  
**SIGHT WORD WORKSHEETS**  
Create Worksheets for Sight Words with **FOUR LETTERS**

Word	1 <sup>st</sup> Letter	2 <sup>nd</sup> Letter	3 <sup>rd</sup> Letter	4 <sup>th</sup> Letter	Similar Words	Sentence 1	Sentence 2

*teachable*  
**TEACHER**

Name: \_\_\_\_\_

### Sight Word Practice

**that**

that that that

that

there that this that  
this there that this  
that that there that

t a h t t

Build the sight word.

Read the sentences. Circle the sight word.

That is good food!  
I like that idea!

h t t a

Name: \_\_\_\_\_

### Sight Word Practice

**each**

each each each

each

eat each much each  
much eat each much  
each each eat much

e c a h e


Build the sight word.

Read the sentences. Circle the sight word.

I want one of each.  
Each of us are special.

a h e c

After typing in your word list and sentences, words will automatically generate into the worksheets!





# TEACHERS ARE RAVING!



Savannah S.  
November 13, 2023

★★★★★ Extremely satisfied

This resource was so helpful and great to use during my literacy stations. Once they learned how to do it once, they could consistently do it with our new sight words each week!

Student used with

1st grade



laura H.  
September 26, 2018

★★★★★ 5.0

This is without exaggeration an answer to my prayers!! Thank you, thank you thank you! You have delivered the holy grail of worksheet makers. As a high school special educator I have students at every level coming in using every different sight word list: PCI, Fry, Dolch, etc...Scouring the internet and making my own custom worksheets was so time consuming and not as high quality as this product. Spend the money, it is more than worth it. This is perfect!




November 4, 2023

★★★★★ Extremely satisfied


I love this resource. You can use it for any rightward. Students love to color and trace the word and like cutting out the letters to make the word.

Students used with  
1st grade

Students were engaged


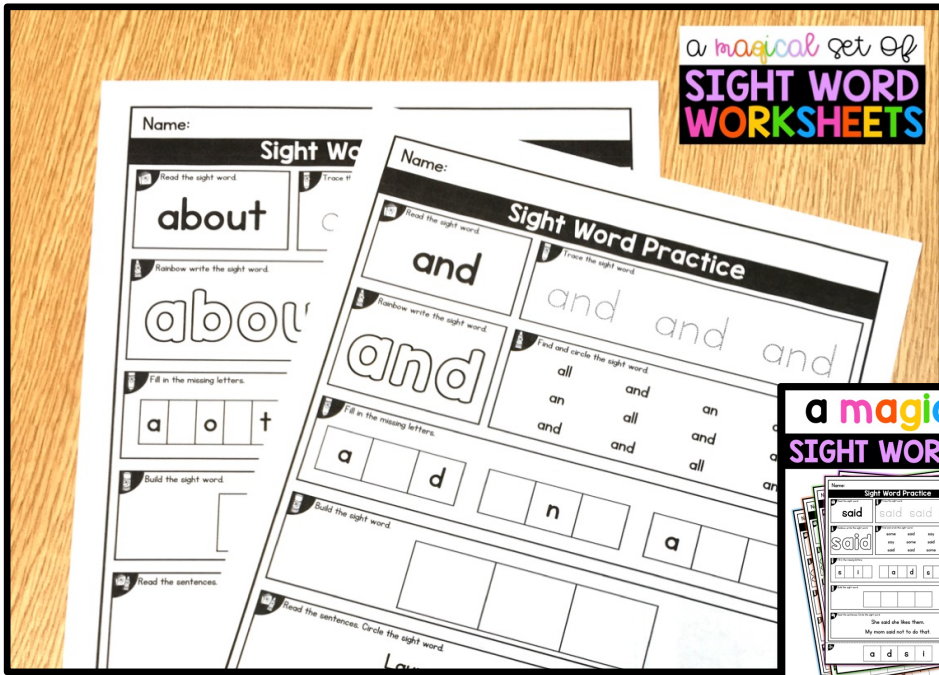


Alignment of standards used



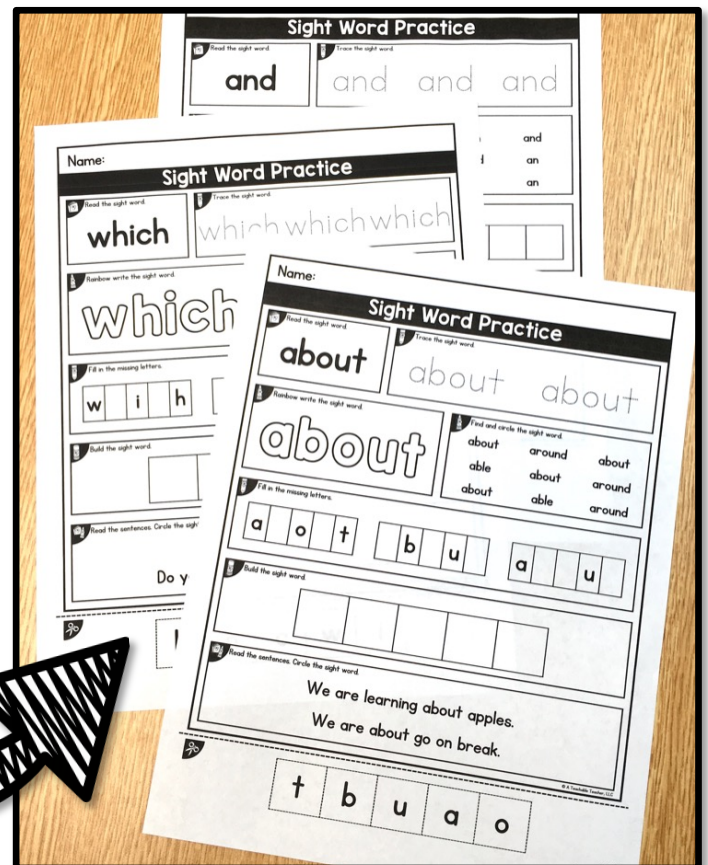
# STOP the SEARCH for SIGHT WORD practice!

**EDITABLE + sight word practice + engaging activities for ANY word list!**




# EVERYTHING you need!

**Ready for ANY sight word practice you may need!**







# Frequently Asked Questions

Can you add words with more than 9 letters?

Unfortunately, no. Adding more letters makes the text extremely small and hard for learners to see/read.

What do I need for the autofill to work?

All you need is the Adobe Reader software (which is FREE!) on a desktop computer or laptop.

Do I need a certain font on my computer for this to work?

You do NOT need a certain font! All you need is this resource and the FREE Adobe Reader software!

What words are already included in the worksheets?

These worksheets are blank and ready for you to customize with your own word list.