


# COUNTING ZERO TO 100

## printable booklet



**The Ones**

Say each number as you trace it.

0	1	2	3	4	5	6	7	8	9	10
---	---	---	---	---	---	---	---	---	---	----

**The Teens**

Name: \_\_\_\_\_

Say each number as you trace it.

10	11	12	13	14	15	16	17	18	19	20
----	----	----	----	----	----	----	----	----	----	----

**The Twenties**

Name: \_\_\_\_\_

Say each number as you trace it.

20	21	22	23	24	25	26	27	28	29	30
----	----	----	----	----	----	----	----	----	----	----

**The Thirties**

Say each number as you trace it.

30	31	32	33	34	35	36	37	38	39	40
----	----	----	----	----	----	----	----	----	----	----

Complete the number lines.

Circle the number that is bigger.

30	34	40
31	35	39

Put the numbers in the correct order here.

13	5	11			
27	30	22	28	25	26
28	27	23	29	21	

**NOW WITH OPTIONS TO 120!**

**Created by A Teachable Teacher**



**scroll to see more**



# COUNTING ZERO TO 100

printable booklet

18 pages included

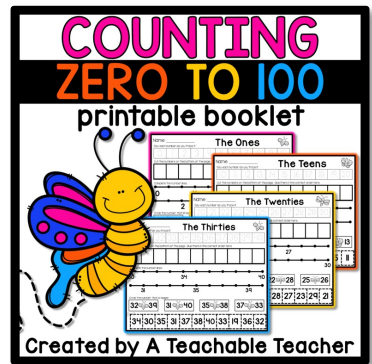
Perfect to celebrate  
the 100<sup>th</sup> day of school

Practice by decade  
or make a book

1,100+ 5 star reviews



# Worksheets in This Product:



✓ **Ones**

✓ **Teens**

✓ **Twenties**

✓ **Thirties**

✓ **Forties**

✓ **Fifties**

✓ **Bonus: Counting by 10s**

✓ **Sixties**

✓ **Seventies**

✓ **Eighties**

✓ **Nineties**

✓ **Hundreds (101-110 & 111-120)**



Madison L.  
June 20, 2023

★★★★★ Extremely satisfied

I used these when we were learning how to count to 100 by 1's, and we did one page a day. I love that each page has the same set-up, so after the first few days, my students could do each page independently!

Students used with

K

Students were engaged

Strongly disagree Strongly agree

# Within Each Worksheet, Students Will:

✓ **Trace & count (say) the numbers**

✓ **Cut, unscramble, & paste**

✓ **Fill in the missing numbers**

✓ **Compare pairs of numbers**





# COUNTING ZERO TO 100

printable booklet

100s Chart Included!

Filled and unfilled  
100s chart!

1	2	3	4	5	6	7	8	9	10
11	12	13	14	15	16	17	18	19	20
21	22	23	24	25	26	27	28	29	30
31	32	33	34	35	36	37	38	39	40
41	42	43	44	45	46	47	48	49	50
51	52	53	54	55	56	57	58	59	60
61	62	63	64	65	66	67	68	69	70
71	72	73	74	75	76	77	78	79	80
81	82	83	84	85	86	87	88	89	90
91	92	93	94	95	96	97	98	99	100






# COUNTING ZERO TO 100

printable booklet

Cover Included!



Print the cover and staple  
pages together to make a book  
for your students!



# TEACHERS ARE RAVING!



Sheena G.  
March 17, 2023

★★★★★ Extremely satisfied

This was a great way for us to practice numbers to 100. I really feel like my students have a true understanding of the numbers after using this resource this year. The repeated practice has also helped them to improve their handwriting!

Students used with  
K  
Primarily students on the  
learning difficulties,  
autism spectrum, with  
emerging  
ESOLs/ ENL  
to severe disabilities



Rachel C.  
October 19, 2022

★★★★★ Extremely satisfied


This is an absolutely perfect resource to use when teaching to count to 100. I love that it is cut and paste which helps my students with special needs who have trouble writing. I love that it is broken into chunks and all the visual support with it!

Students used with

1st grade

Primarily students on the  
autism spectrum, with  
learning difficulties, and with  
mild to severe disabilities

Students were engaged



Ky  
Ju

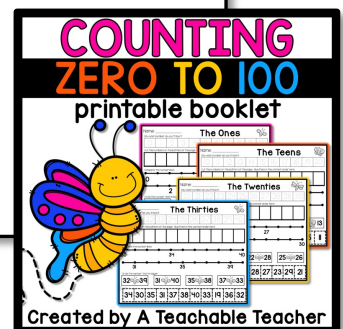

★★★★★ Extremely satisfied

I am a Kindergarten teacher and we have been practicing skip counting by 10s. The curriculum I was using didn't have very navigable pages about skip counting and this was perfect supplementation. The kids could easily follow the directions and were engaged. I used it as an independent center during math rotations.

Students used with

K


Students were engaged





# PERFECT 100<sup>th</sup> day of school activity!

Numbers 0-120 +  
reading numbers +  
writing numbers +  
comparing numbers +  
ALL in ONE resource!

Name: \_\_\_\_\_ **The Teens** 

Say each number as you trace it.


10	11	12	13	14	15	16	17	18	19	20
----	----	----	----	----	----	----	----	----	----	----

Cut the numbers on the bottom of the page. Glue them in the correct order here.

--	--	--	--	--	--	--	--	--	--	--

Complete the number lines.

10      12      15      18

Name: \_\_\_\_\_ **Counting by 10's** 


Say each number as you trace it.

0	10	20	30	40	50	60	70	80	90	100
---	----	----	----	----	----	----	----	----	----	-----

Cut the numbers on the bottom of the page. Glue them in the correct order here.

--	--	--	--	--	--	--	--	--	--	--

Circle the number.

10 




20 17

Complete the number lines.

0      60


0

Circle the number that is bigger.

30  90    80  20    100  50

50 10 80 100 20 0 90 60


**COUNTING**  
**ZERO TO 100**  
printable booklet



Created by A Teachable Teacher

# NO PREP!

## Scaffolded practice for counting from 0-120!

Name: \_\_\_\_\_ **The Seventies** 

Say each number as you trace it.


70	71	72	73	74	75	76	77	78	79	80
----	----	----	----	----	----	----	----	----	----	----

Cut the numbers on the bottom of the page. Glue them in the correct order here.

--	--	--	--	--	--	--	--	--	--	--

Complete the number lines.

70      72      77      80

Name: \_\_\_\_\_ **The Thirties** 

Say each number as you trace it.

30	31	32	33	34	35	36	37	38	39	40
----	----	----	----	----	----	----	----	----	----	----

Cut the numbers on the bottom of the page. Glue them in the correct order here.





--	--	--	--	--	--	--	--	--	--	--

Complete the number lines.


30      34      40

31      35      39

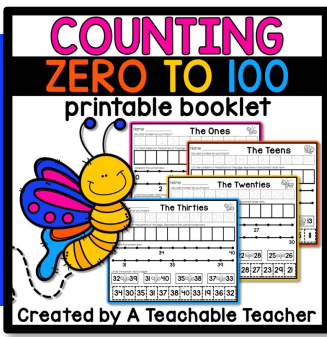
Circle the number that is bigger.

32  39    31  40    35  38    37  33

30 35 31 37 38 40 33 19 36 32

75    77  72

0 76 74 71



# Frequently Asked Questions

Will you be adding more pages for counting to 120?

Yes! This has now been updated to include numbers 0-120!

Is this available without the butterfly clipart?

This is NOT available without the clipart.

Do you have a PDF online version of these materials for online teachers?

This resource is NOT available in an online format.

Is this resource available in a PowerPoint format for whole class teaching?

This unit is available in a PDF format only, but could be displayed to the whole class if you prefer.