

# GROUNDHOG

**EDITABLE**  
Color-by-Code Activities



Created by A Teachable Teacher



**scroll to see more**

# GROUNDHOG

**EDITABLE**

*Color-by-Code Activities*

**5 EDITABLE pages!**

**Kindergarten and first  
grade practice!**


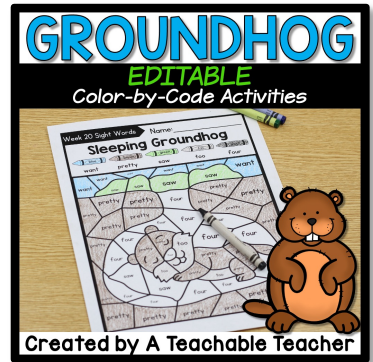
**Perfect for warm ups,  
independent practice sheets,  
morning work pages, and so  
much more!**

**Engaging seasonal  
practice!**



# Groundhog Themes Included:

- ✓ Groundhog in burrow
- ✓ Groundhog with "thumbs up"
- ✓ Sad Groundhog
- ✓ Happy groundhog
- ✓ Sun & cloud in the sky



Shaina Osnes (TPT Seller)

March 23, 2022

★★★★★ Extremely satisfied

These are AMAZING. I love that they are editable so my learners working on 3rd grade words were able to work on the same thing as my learners working on kindergarten words!

Students used with

K, 2nd, 3rd grades

Primarily students with mild to severe disabilities, and on the autism spectrum

Students were engaged

Strongly disagree Strongly agree

# Editable means you can:

- ✓ change the title of a page
- ✓ all your texts will autofill
- ✓ differentiate to meet students' needs

# GROUNDHOG

**EDITABLE**

*Color-by-Code Activities*

**5 REUSEABLE Pages**

color key

Name: \_\_\_\_\_

blue

brown

green

tan

black

the words will automatically generate here

type a title and 5 words (or numbers) here

blue highlights show everything that is editable

students color to find the mystery picture in the middle



# TEACHERS ARE RAVING!



Rhonda Toles (TPT Seller)

February 7, 2023

★★★★★ Extremely satisfied

This was an adorable activity. This was really fun for the students.

Students used

2nd grade



Gloria A.

August 27, 2023


★★★★★ Extremely satisfied

The kids utilized these to assist with learning to read and spell their sight words! I loved using these because they were editable and I could add the focus words we were studying while this specific theme would be used. I loved using themes and these resources helped to fit the theme so well! Easy to use and low prep! Thanks so much for saving me SO much time :)

Students used with

1st grade

Students were engaged



Mary

February 20, 2021

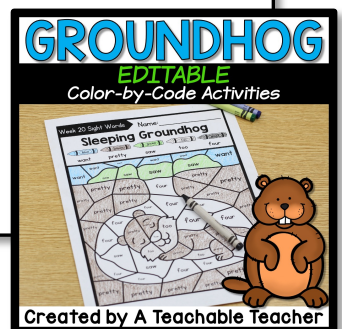

★★★★★ Extremely satisfied

Differentiating sight words has never been easier!! My students loved all the different groundhogs as well.


Students used with

K

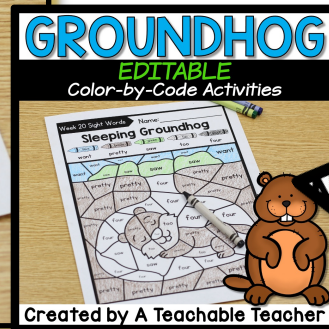
Students were engaged



# ENGAGING seasonal practice!





Editable +  
fun ALL in  
ONE  
resource!



# Use year after year!

Ready for  
you to input  
whatever  
skill  
practice  
your  
students  
need!





# GET THE BUNDLE & SAVE \$\$\$\$



**Color By Code**    **# of Pages**    **Color By Code**    **# of Pages**

Letter Alphabet	78	Number Sense	11
Teen Number Sense	11	Coins	12
Short vs Long Vowels	8	Digraph	25
Blends	41	Long Vowel Teams	25
R-Controlled Vowels	10	Word Family	8
EDITABLE Emoji	15	EDITABLE Easter	5
EDITABLE Winter	5	EDITABLE Groundhog Day	5
EDITABLE Thanksgiving	10	EDITABLE Christmas	10
EDITABLE New Years	10	EDITABLE Valentine's Day	10

**Bundle TOTALS**

**299 pages**

Click **HERE** for the **BUNDLE**

Looking for MORE February  
themed products?

*-click to go-*



# Valentine's Day

## PHONICS WORKSHEETS

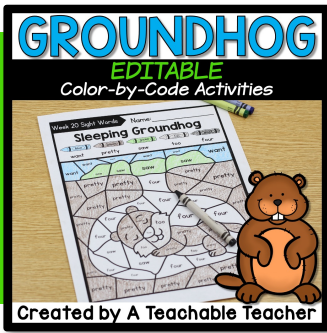
**100 PAGES**

**Beginning letter sounds + CVC words + Digraphs + Blends**

the **BUNDLE**

Created By A Teachable Teacher





# Frequently Asked Questions

What do I need for the autofill to work?

All you need is the Adobe Reader software (which is FREE!) on a desktop computer or laptop.

Do I need a certain font on my computer for this to work?

You do NOT need a certain font! All you need is this resource and the FREE Adobe Reader software!

Is this product available in a bundle?

YES!!! Click [here](#) for the Color by Code BUNDLE that includes 299 pages!

Can I change the size of the font that automatically generates onto the page?

No, you are not able to change the font size. The font size automatically adjusts based on the length of the word. If this is not working, that means the resource is not being opened in Adobe. Open in Adobe, and you're problem will be solved!