

25+

EMOJI

SPELLING ACTIVITIES

The image displays a collection of spelling worksheets and three emojis. The worksheets are:

- Confusing Codes:** Crack each code to figure out the spelling word. Write the beginning sound of each picture to crack the code.
- Lovely Rainbow Write:** Write each spelling word in a box. Then rewrite the word with three different colors.
- Mad Measurement:** Look at your words. Write the shortest word length to the left.
- Funny Fonts:** Use a pencil and a paperclip to spin the spinner. Then write the word that way in a box. Continue until you have filled all of the boxes.
- Smooching Spinners:** Use a pencil and a paperclip to spin the spinner(s). Then write the word in a box until all boxes are full. If it lands on a blank, spin again.
- Baffling Boxes:** Find the word boxes that fit your spelling words.
- Techie:** Write your spelling words on the keyboard below.

The emojis shown are:

- A yellow smiling face wearing black sunglasses.
- A yellow laughing face with blue tears.
- A yellow smiling face with two red hearts for eyes.

EDITABLE for YOUR words

Created by A Teachable Teacher



scroll to see more

EMOJI

SPELLING ACTIVITIES

Editable for ANY
spelling list!

Engaging for students!

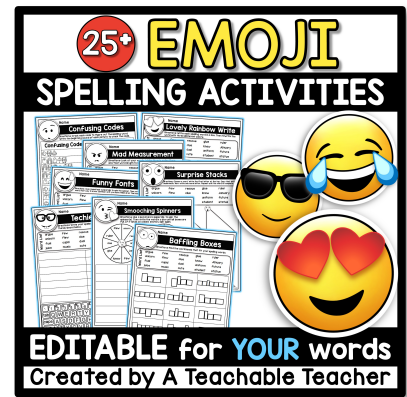
Autofill magic - just type in your
word list and the worksheets will
automatically fill in for you!

1,000+ 5 star reviews!



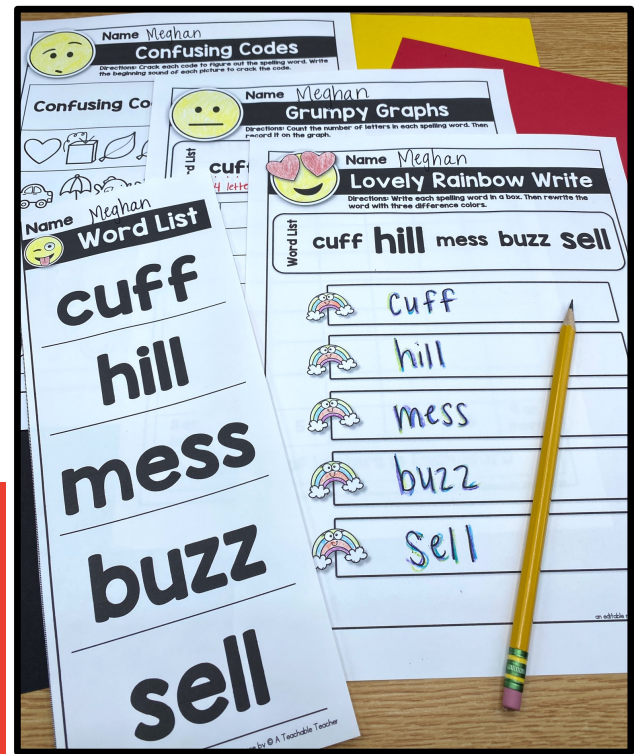
Can be used for:

- ✓ weekly spelling words
- ✓ high frequency words
- ✓ phonics words
- ✓ vocabulary words
- ✓ SO much more!



Available templates for:

- 5 words
- 10 words
- 15 words
- 20 words




Editable means you can:

- ✓ change the title of a page
- ✓ change the directions
- ✓ differentiate to meet students' needs

EMOJI

SPELLING ACTIVITIES

26 REUSEABLE Pages


 Name _____


Lovely Rainbow Write


Directions: Write each spelling word in a box. Then rewrite the word with three difference colors.


Word List


bake	dine	robe	fu
------	------	------	----












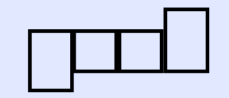
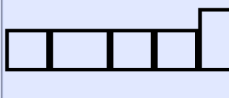
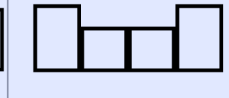
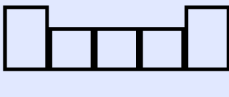
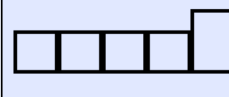
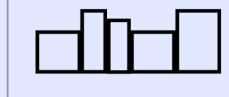
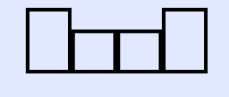
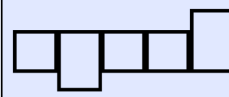
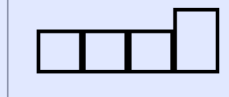
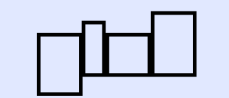
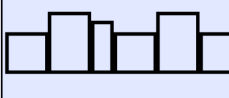
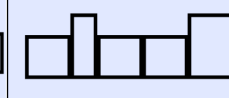
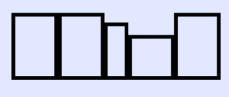
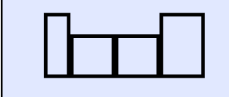
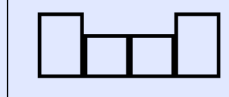
 Name _____

Baffling Boxes

Directions: Find the word boxes that fit your spelling words.

Word List

bake	dine	robe	fuse	eve
tape	bite	hole	use	bone
flake	bride	stove	flute	theme

an editable resource by © A Teachable Teacher

 **Blue fields are editable!**

EMOJI

SPELLING ACTIVITIES

But Lauren, how does the autofill work?

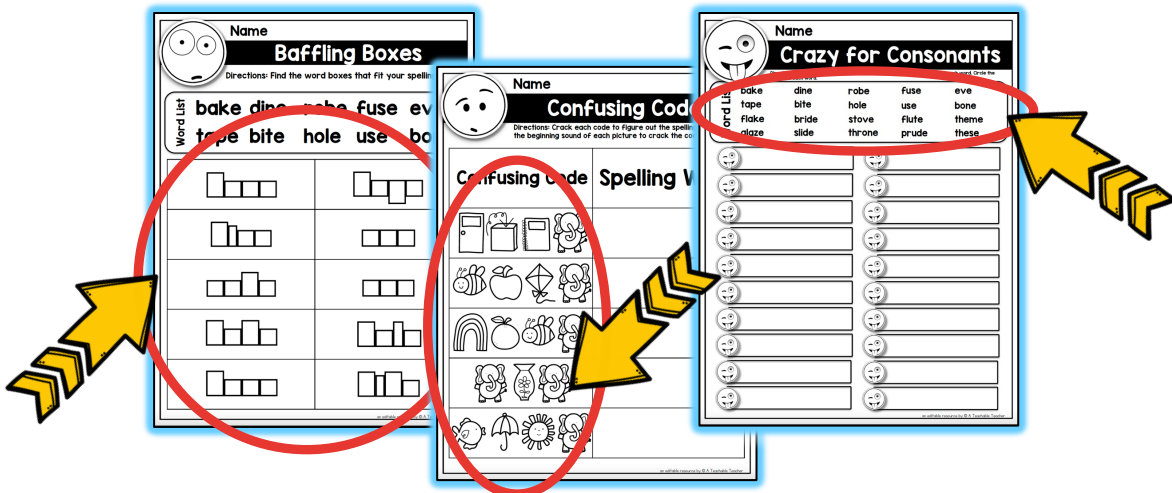
1. Choose a template:

- 😊 5 words
- 😊😊 10 words
- 😊😊😊 15 words
- 😊😊😊😊 20 words

2. Type your words



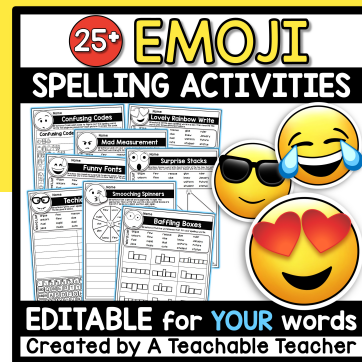
3. All activities will automatically generate!



4. Print one, some, or all activities.

5. Repeat with new words!

Spelling Activities Included:



- *Angry Alphabet
- *Baffling Boxes
- *Crying for Capitals
- *Crazy for Consonants
- *Confusing Codes
- *Silly Sentences
- *Lovely Rainbow Write
- *Smirking Syllables
- *Surprise Stacks
- *Funny Fonts
- *Techie Typing
- *Quick Questions
- *Grumpy Graphs
- *Sassy Spiral
- *Moody Math
- *Picky Patterns
- *Bracing for Backwards
- *Smooching Spinners
- *Smart Sketch
- *Rattled Rhymes
- *Shocking Story
- *Sing and Search
- *Sleepy Sorts
- *Tired Tallies
- *Tearful Tracing
- *Mad Measurements

EMOJI

SPELLING ACTIVITIES

See it in action!

Start with any word list and it will automatically generate for 5, 10, 15, and 20 words!



Spelling Word	Each consonant = 1 point
sample	4
arque	3
unicorn	4

Spelling Word	Each consonant = 1 point
sample	4
arque	3
unicorn	4

Spelling Word	Each consonant = 1 point
sample	4
arque	3
unicorn	4

Number of Letters in Each Word	Count
3 or less	1
4	4
5	5
6	0
7	0
8	0
9 or more	0

After typing in your word list, words will automatically generate into the worksheets!



TEACHERS ARE RAVING!



gretchen C.
October 4, 2023

★★★★★ Extremely satisfied

Great resource and very easy to use. You can make different lists for all students and have the same level of skills. My students loved the emoji pics too!

Students used with

2nd, 3rd, 5th grade
Primarily students with
learning difficulties



Melissa H.
September 23, 2023


★★★★★ Extremely satisfied

Love this resource! My first graders last year really enjoyed this theme and my third graders this year are enjoying it as well. Thank you!

Students used with

1st grade

Students were engaged



Maggie
September 12, 2023

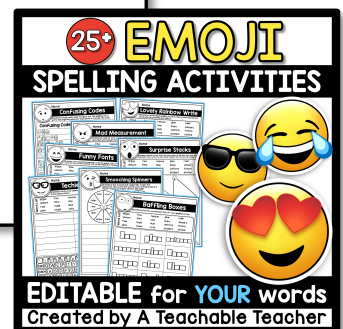

★★★★★ Extremely satisfied

Absolutely love this spelling practice. It is super easy to use and to tailor to any spelling list. I love how the practice pages are automatically generated! THANK YOU for creating this!

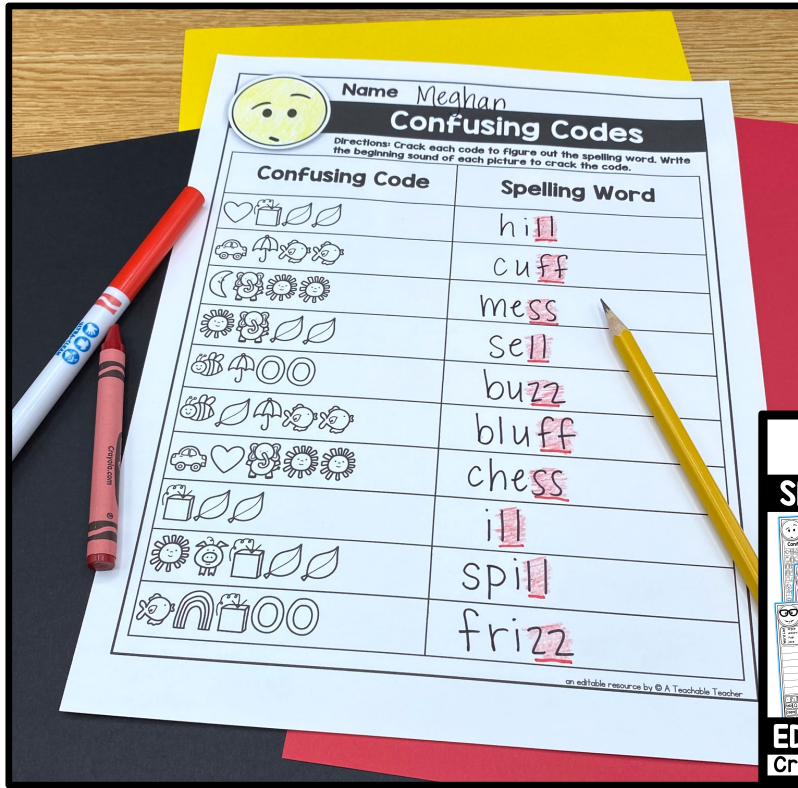
Students used with

3rd grade

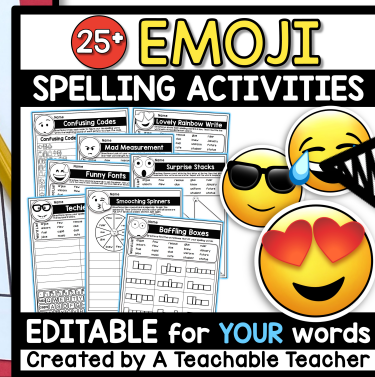
Students were engaged



STOP the SEARCH for SPELLING practice!

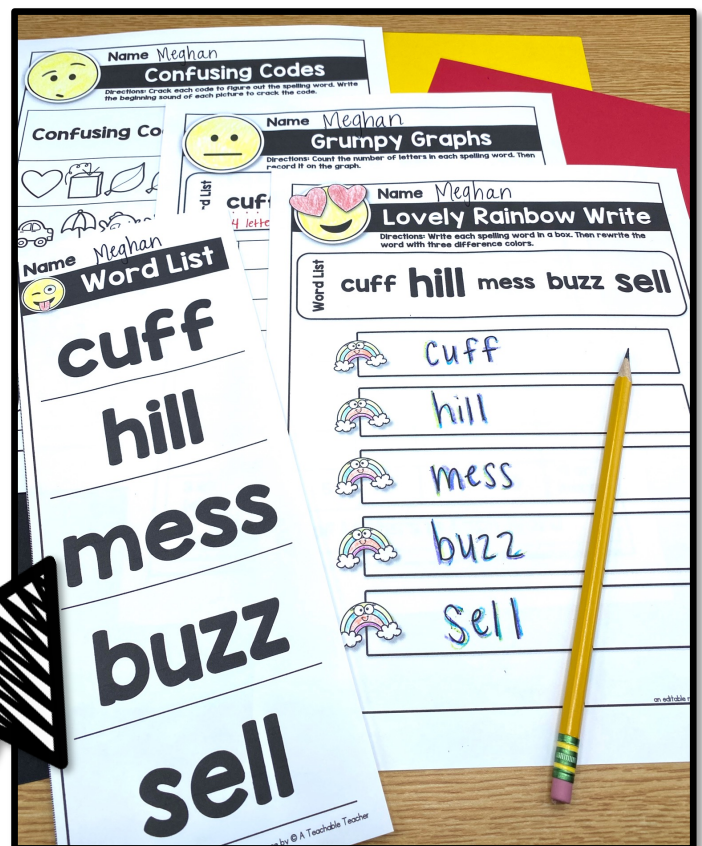


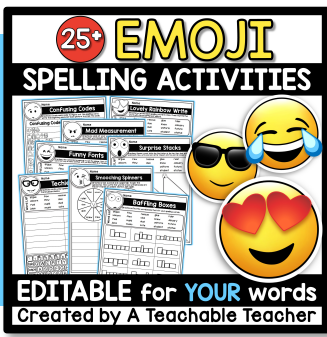
EDITABLE + spelling practice + engaging activities for ANY word list!



EVERYTHING you need!

Ready for ANY spelling practice you may need!





Frequently Asked Questions

Can you add more than 20 words?

Unfortunately, no. Adding more words makes the text extremely small and hard for learners to see/read.

What do I need for the autofill to work?

All you need is the Adobe Reader software (which is FREE!) on a desktop computer or laptop.

Do I need a certain font on my computer for this to work?

You do NOT need a certain font! All you need is this resource and the FREE Adobe Reader software!

Do the letter boxes automatically change to match your spelling list each time you type in a new one?

YES!! It's like magic. You only type in your word list ONE time and the words automatically generate into the worksheets!