

MULTISYLLABIC WORDS

decoding with syllable types



a complete unit

Created by A Teachable Teacher



scroll to see more

MULTISYLLABIC WORDS

decoding with syllable types

201 pages included

Teacher guide
provided

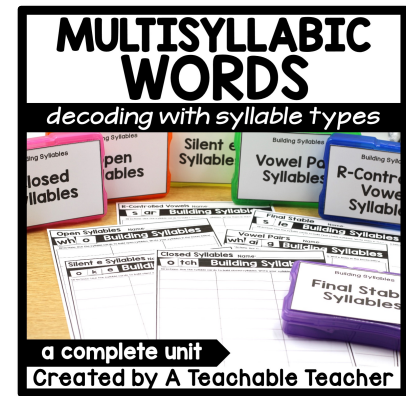
Systematic and explicit
instruction

Interactive and
hands-on activities



Syllable Types Covered:

- ✓ closed syllables
- ✓ open syllables
- ✓ silent e syllables
- ✓ vowel pair syllables
- ✓ r-controlled syllables
- ✓ final stable syllables



Syllable
review and
decoding
multisyllabic
words
included!



Colleen D.
October 9, 2023

★★★★★ Extremely satisfied

Teaching syllabication is huge part of my reading instruction and resources like this one make life so much easier for me and so much more engaging for my students. Thank you!

Four Step instruction for EACH syllable type:

- ✓ identify and recognize the syllable type
- ✓ read & build nonsense words with the syllable type
- ✓ read & build real words with the syllable type
- ✓ read real words with the syllable type in text

For EACH Syllable Type, You'll Have:

Posters

A VOWEL PAIR SYLLABLE

is a syllable with two consecutive **vowels**.
*Includes **vowel teams** and **diphthongs**

road pay
stew amou

The letters **w** and **y** act as **vowels**.

This syllable type makes the vowel sound and the varied vowel sound.

OPEN SYLLABLES

end with a single **vowel**.
***Y** acts like a **vowel**.

hi me go
sky pro
open begin

Think: The vowel is not closed by a consonant, so it is **open**.

The vowel usually makes the long sound.

Graphic Organizers

Let's Learn! Name: _____

Directions: Complete the graphic organizer based on r-controlled syllables.

Definition	Characteristics
Final Stable Syllables	
Examples	Nonexamples

Examples: **R-Controlled Syllables** Nonexamples: _____

Let's Learn! Name: _____

Directions: Complete the graphic organizer based on Final stable syllables.

Definition	Characteristics
Final Stable Syllables	
Examples	Nonexamples

Examples: _____ Nonexamples: _____

Let's Learn! Name: _____

Directions: Complete the graphic organizer based on Final stable syllables.

Definition	Characteristics
Final Stable Syllables	
Examples	Nonexamples

Examples: _____ Nonexamples: _____

Word Level

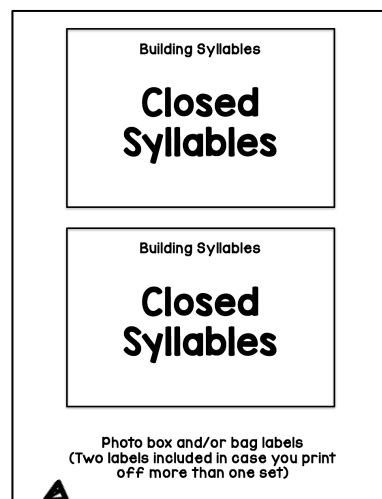
For EACH Syllable Type, You'll Have:

✓ These cards provide your students a hands-on way to create syllables.

Pocket Chart Activities

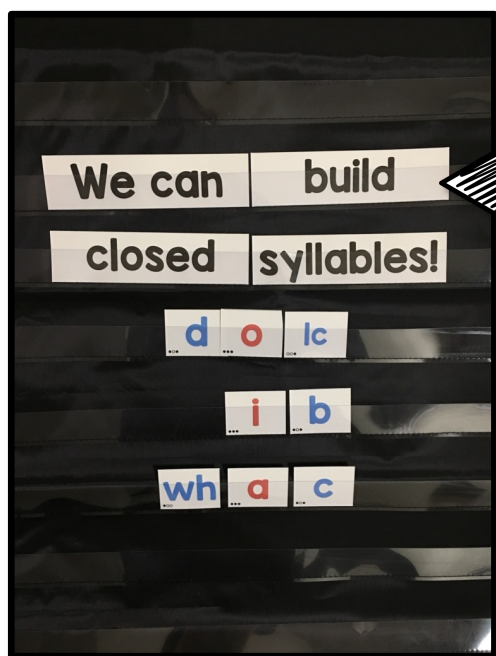
We can
build
closed
syllables!

letter cards



pocket chart titles

labels for 4x6 photo containers or baggies



This interactive activity requires that students apply their knowledge of syllables in order to build them. Students also get to practice reading the syllables that they build. This activity works best in centers and small groups.

Word Level

For EACH Syllable Type, You'll Have:

Cut and Paste Activities

Name: _____

Closed Syllable Sort

Directions: Cut and paste the syllables into the correct columns.

Closed Syllables	NOT Closed Syllables

© A Teachable Teacher


Name: _____

Open Syllables You Build It!

Directions: Cut out the letters. Build open syllables in the rectangle below. Underline the consonants in blue and the vowels in red.

Build Here

i
y
r
w
t
p
s
d
g
m



Roll and Read Activities

Name: _____

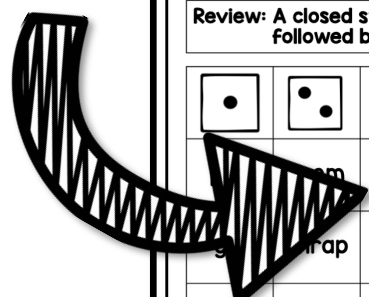
Final Stable Syllables Roll & Read

Directions: Fill in the missing words. Roll the die. Then read the corresponding column of final stable syllables. Color a check mark each time you read a column. Repeat until you have read every column three times.

Review: A final stable syllable has a _____ followed by the letters _____, or _____.

ble	se	dle			
cle	ple	gle			
fle	al	zle			
tle	ckle	stle			
el	gle	le			
✓✓✓	✓✓✓	✓✓✓			

© A Teachable Teacher, LLC



Review: A closed syllable has one _____ sound followed by one or more _____.

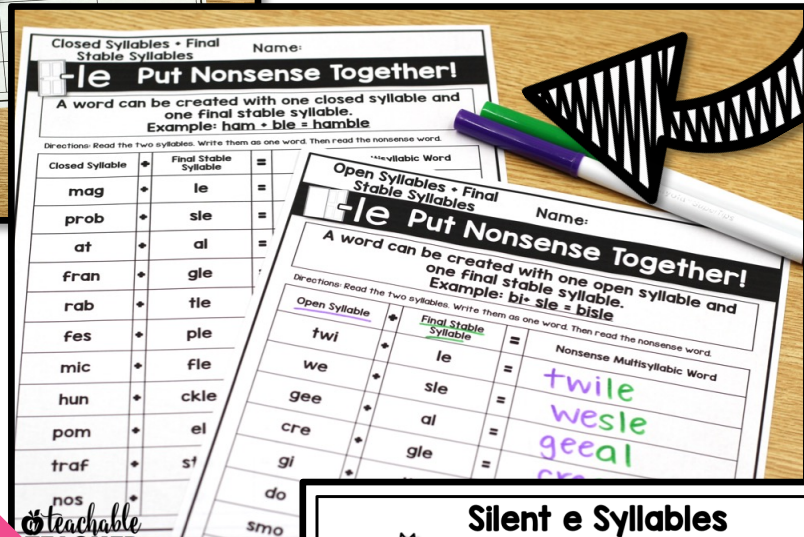
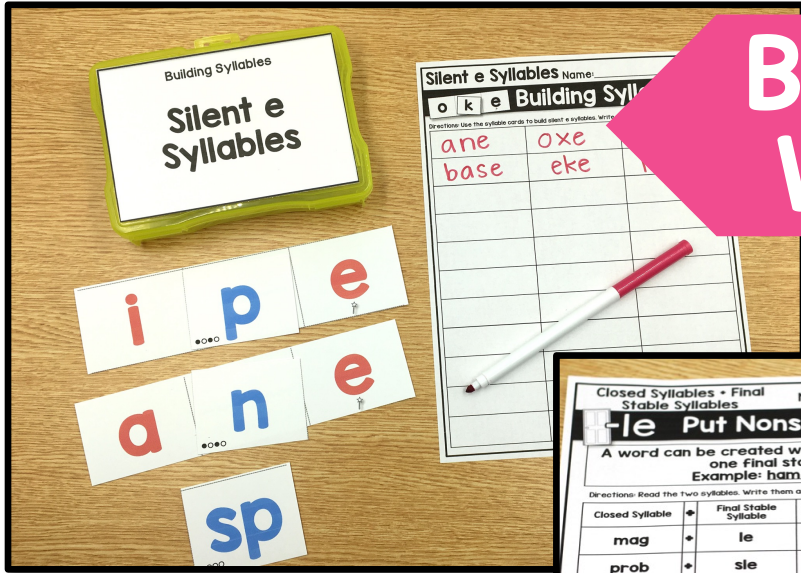
am	spud	runk	stract	phlish	
g	trap	cept	venj	glimp	quon
rost	twis	plat	dosk	rept	phror
yup	gond	splin	atch	scruz	crump
zed	rupt	losm	prish	chock	smant
			✓✓✓	✓✓✓	✓✓✓

© A Teachable Teacher, LLC


Word Level

For EACH Syllable Type, You'll Have:

Building Nonsense Words Activities



Flashcards



zeal	brief	week
sheen	true	chew
they	snow	lie
fray	steak	hair
claim	stay	saint
	stair	drow
	moist	proof

Silent e Syllables		
Reading in a Flash		
Directions: Cut out the silent e syllable flashcards. Place them in a pile. Read through the flashcards as quickly as you can.		
quote	quite	rake
Rome	scone	shade
skate	size	snake
smile	slope	strive
theme	tone	tribe
twine	vote	whale
wide	yoke	zone

Word Level

For EACH Syllable Type, You'll Have:

Color Coding Activities

Open/Closed Syllables and Final Stable Syllables Name: _____

3+ Syllable Challenge

Directions: Highlight each of the syllables with different colors in each of the words below. Then read the word. Each time you read a column, color a cherry at the bottom.

vehicle	unsettle	untangle
tentacle	spectacle	semicircle
quadruple	ramshackle	receptacle
rectangle	rekindle	reshuffle
mishandle	example	disse
disgruntle	disentangle	bef

Open/Closed Syllables and Final Stable Syllables Name: _____

Real Marker Mania

Directions: Highlight each of the syllables with different colors in each of the words below. Then read the word.

jiggle	cattle	gentle
bugle	cradle	idle
noble	able	single
swindle	paddle	candle
babble	juggle	rifle
fo	betle	bottle
	ttle	crackle
	ckle	tingle
wobble	tumble	puddle
simple	nozzle	grumble
staple	paddle	

Writing Words

Syllables Superstar

Directions: Look at each image. Use it to help you remember each syllable type. Write the name, characteristics, and an example.

Image	Syllable Name	Characteristics	Example
	closed	VC	bea
	open	CV	m
	silent e	Vce	c
	vowel pairs	VV	
	r-controlled	VR	
	final stable	le / al /	

re zone Name: _____

Spin-a-Syllable Type

Directions: Use a paper pin, and a spinner. To spin a syllable type, find or make a syllable "re" that you like. Write the syllable type and the syllable in the columns below.

Syllable Type	Syllable
silent e	shine
vowel pair	team
closed	fox
open	pre

Word Level

For EACH Syllable Type, You'll Have:

Searching Activities

Closed Syllables Name: _____



Sentence Read & Find

Directions: Read the sentences below. Circle or highlight the words that are made up of two closed syllables. Underline the syllables.

Math is my best subject.

I suggest that we eat fish.

Let's play "Connect 4"!

Kate wants to win the co

"It can happen!" said Jak

Max likes to play with ma

"Please do not be absent,

That cake is splendid!

Sam wants to drive a For

Our school district is the

"You go first. I insist," sa

R-Controlled Syllables Name: _____



You Find It!

Directions: R-controlled syllables are in many words! Look through your favorite books to find words with r-controlled syllables. Write the words in the boxes below. Highlight the r-controlled syllables.

© A Teachable Teacher, LLC

R-Controlled Syllables Name: _____



You Find It!

Directions: R-controlled syllables are in many words! Look through your favorite books to find words with r-controlled syllables. Write the words in the boxes below. Highlight the r-controlled syllables.

© A Teachable Teacher, LLC

Sentence Level

For EACH Syllable Type, You'll Have:

Reading Activities

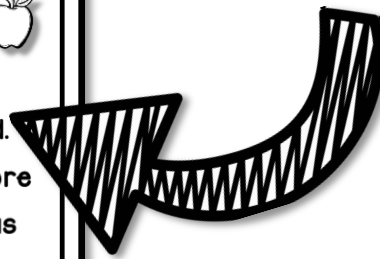
Open/Closed Syllables and Final Stable Syllables

Name: _____

Short Story Read & Find

Directions: Read the short story. Circle all of the words that have final stable syllables.

I was home with my poodle. She looked bored. "I will juggle a couple of apples. Then she will not be bored," I thought. I grabbed a couple of little apples. I started to juggle. My poodle just sat in the middle of the room. I was puzzled. "Maybe I need to double the apples," I thought. I grabbed two more apples. I started to juggle again. "Ruff!" barked my poodle. She was not bored anymore! "Randle, why are you playing with food? You are not setting a good example!" said Mom. "I'm sorry, Mom. I did not want her to be bored. We will go play outside instead," I said.



© A Teachable Teacher, LLC

Open/Closed Syllables and Final Stable Syllables

Short Story

Directions: Read the short story.

I was home with my poodle. She looked bored. "I will juggle a couple of apples. Then she will not be bored," I thought. I grabbed a couple of little apples. I started to juggle. My poodle just sat in the middle of the room. I was puzzled. "Maybe I need to double the apples," I thought. I grabbed two more apples. I started to juggle again. "Ruff!" barked my poodle. She was not bored anymore! "Randle, why are you playing with food? You are not setting a good example!" said Mom. "I'm sorry, Mom. I did not want her to be bored. We will go play outside instead," I said.

Final Stable Syllables Name: _____ Short Story Read & Find

Directions: Read the short story. Circle all of the words with final stable syllables.

I was riding my bicycle outside. I stopped to get my water bottle and an apple. Little did I know, there was a little beetle on my ankle! I shook the apple. "Yikes! The beetle is on my ankle!" I yelled. Mom said, "You yelled at your ankle. That's not good!"



Open/Closed Syllables and Final Stable Syllables Name: _____ Short Story Read & Find

Directions: Read the short story. Circle all of the words that have final stable syllables.

I was home with my poodle. She looked bored. "I will juggle a couple of apples. Then she will not be bored," I thought. I grabbed a couple of little apples. I started to juggle. My poodle just sat in the middle of the room. I was puzzled. "Maybe I need to double the apples," I thought. I grabbed two more apples. I started to juggle again. "Ruff!" barked my poodle. She was not bored anymore! "Randle, why are you playing with food? You are not setting a good example!" said Mom. "I'm sorry, Mom. I did not want her to be bored. We will go play outside instead," I said.



Final Stable Syllables Name: _____

You Find It!

Directions: Final stable syllables are in many words! Look through your favorite books to find words with final stable syllables. Write the words in the boxes below. Highlight the final stable syllables.

crinkle medal dazzle

crinkle	medal	dazzle

teachable
TEACHER

Passage Level

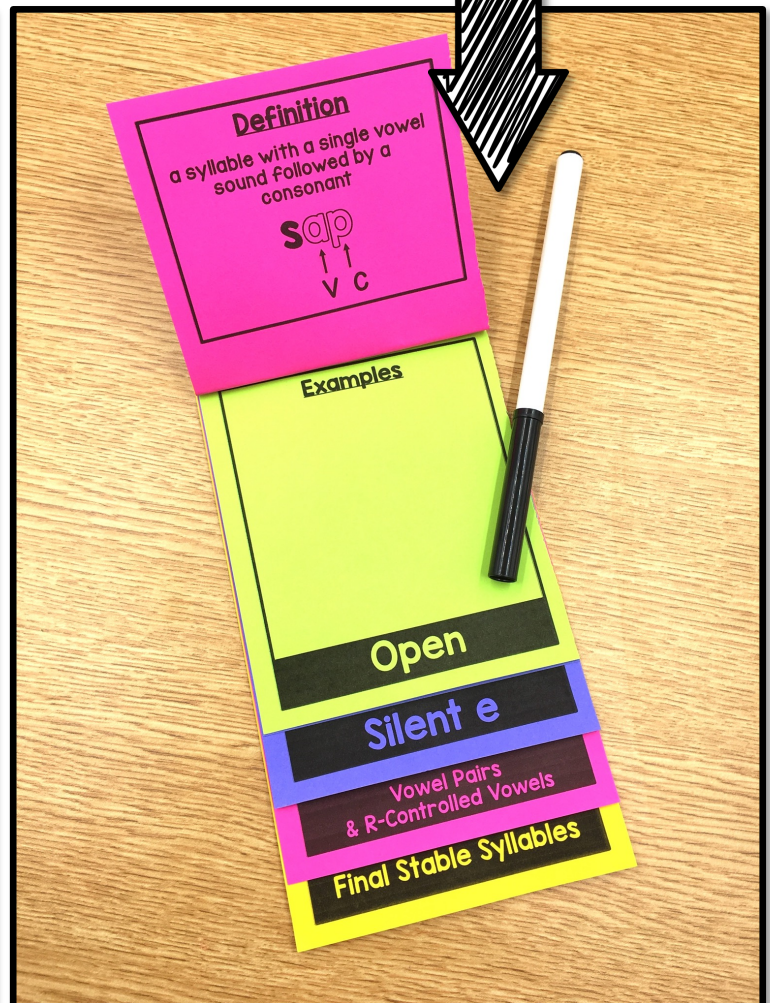
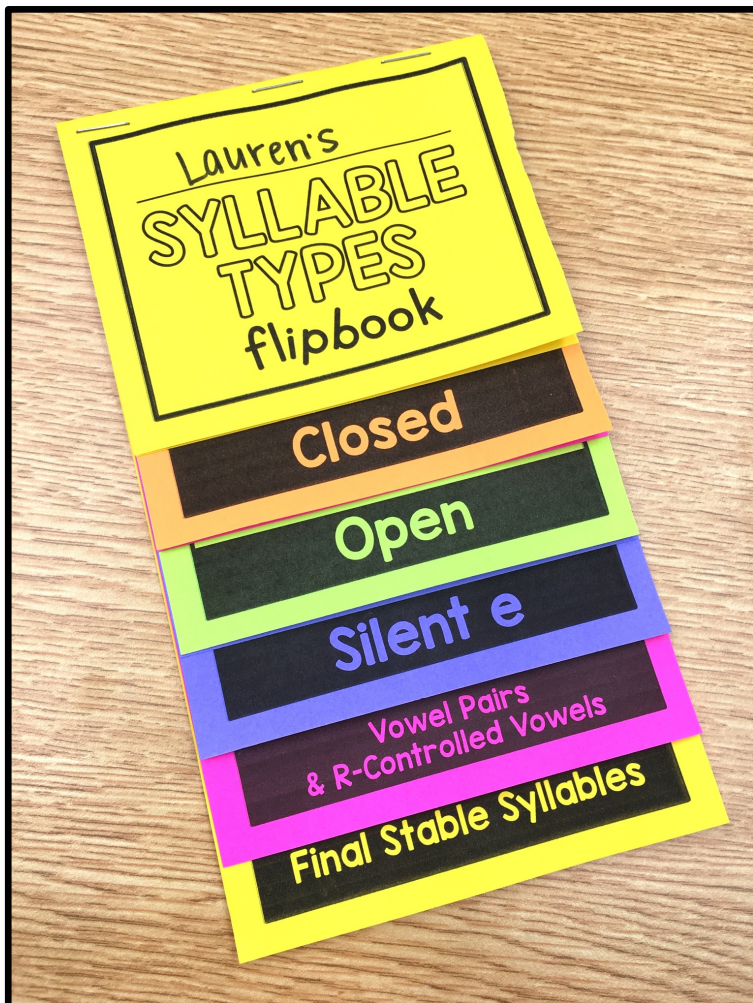
teachable
TEACHER

Syllable Types Overview Flipbook

✓ This syllable types flipbook is an interactive graphic organizer for students.

Syllable types flipbook

Complete each page/section when introducing each syllable type. In the end, students will be able to keep the flipbook as a reference.



Note: Colored paper not required

Teacher Guides

Labeled by
syllable type

MULTISYLLABIC WORDS

closed syllables teacher guide

All
planned
for
you!

Learning Target	Learning Activities
<p><u>Step 1</u> The learner will identify and recognize the syllable type.</p>	<ul style="list-style-type: none"><input type="checkbox"/> Closed syllables poster<input type="checkbox"/> Closed syllables graphic organizer<input type="checkbox"/> Syllable Types Flipbook - Add to closed syllables pages<input type="checkbox"/> Closed syllables pocket chart activity (used by teacher for modeling/instruction)<input type="checkbox"/> Closed Syllables Sorting
<p><u>Step 2</u> The learner will apply knowledge of the syllable type by reading nonsense words with the syllable type. The learner will begin with single syllable words and proceed accordingly.</p>	<ul style="list-style-type: none"><input type="checkbox"/> Look, Find, Read<input type="checkbox"/> You Build It!<input type="checkbox"/> Closed syllables pocket chart activities<input type="checkbox"/> Roll & Read (1 syllable)<input type="checkbox"/> Put Nonsense Together (2 syllables)<input type="checkbox"/> Nonsense Word Race (2 syllables)
<p><u>Step 3</u> The learner will practice reading real words with the syllable type in isolation. The learner will begin with single syllable words and proceed accordingly.</p>	<ul style="list-style-type: none"><input type="checkbox"/> Read in a Flash (1 syllable)<input type="checkbox"/> Real Word Drills (1 syllable)<input type="checkbox"/> Spin It! Build It! (2 syllables)<input type="checkbox"/> Real Marker Mania (2 syllables)
<p><u>Step 4</u> The learner will practice reading words with that syllable type in context. The learner will begin with single syllable words and proceed accordingly.</p>	<ul style="list-style-type: none"><input type="checkbox"/> Sentence Read & Find<input type="checkbox"/> Short Story Read & Find<input type="checkbox"/> You Find It!


Activities
listed
that
meet the
learning
targets!

Learning Targets
written for you!

© A Teachable Teacher, LLC

Certificate of Completion

Multisyllabic Monster



Way to decode those multisyllabic words!

This award is presented to:

Keep up the hard work!


teacher

date

© A Teachable Teacher, LLC

Close out your unit in a fun way! Award your students with these fantastic awards!

Multisyllabic Monster




Way to decode those multisyllabic words!

This award is presented to:

Keep up the hard work!

teacher

Multisyllabic Monster



Way to decode those multisyllabic words!

This award is presented to:

Keep up the hard work!

teacher

date

© A Teachable Teacher, LLC

Color AND Black/White

Multisyllabic Monster



Way to decode those multisyllabic words!

This award is presented to:

Keep up the hard work!

teacher

date

© A Teachable Teacher, LLC



TEACHERS ARE RAVING!



Kimberly B.
September 17, 2023

★★★★★ Extremely satisfied

I have purchased many resources over the past several years. This is one of the very best purchases! I use it in RSP with a wide range of students including those with significant reading disabilities. Everything is outlined well, easy to prep and follow, and the most important thing is that I have been using it for 5 days, and I am already seeing growth among some of my students, which is a HUGE accomplishment! I highly recommend this resource to be used in small groups and for teaching students with dyslexia and/or other obstacles impacting a student's ability to read.

Students used with
1st, 2nd, 3rd, 4th
grades
Primarily students
learning difficulties
mild to severe d
and on the autis



Hillary S.
August 9, 2023

★★★★★ Extremely satisfied

This was an awesome resource! My students loved it! Looking forward to using it more!
The students were so engaged and loved everything about it! When you see the little light bulbs go off it is amazing!!!

Students used with

3rd grade
Primarily students with
learning difficulties

Students were engaged



Kim D.
July 3,


★★★★★ Extremely satisfied

I was looking for an updated syllable unit and found this. I absolutely love it. It has easy to follow activities and plenty of opportunities to practice. I adapted these materials to work with my population.

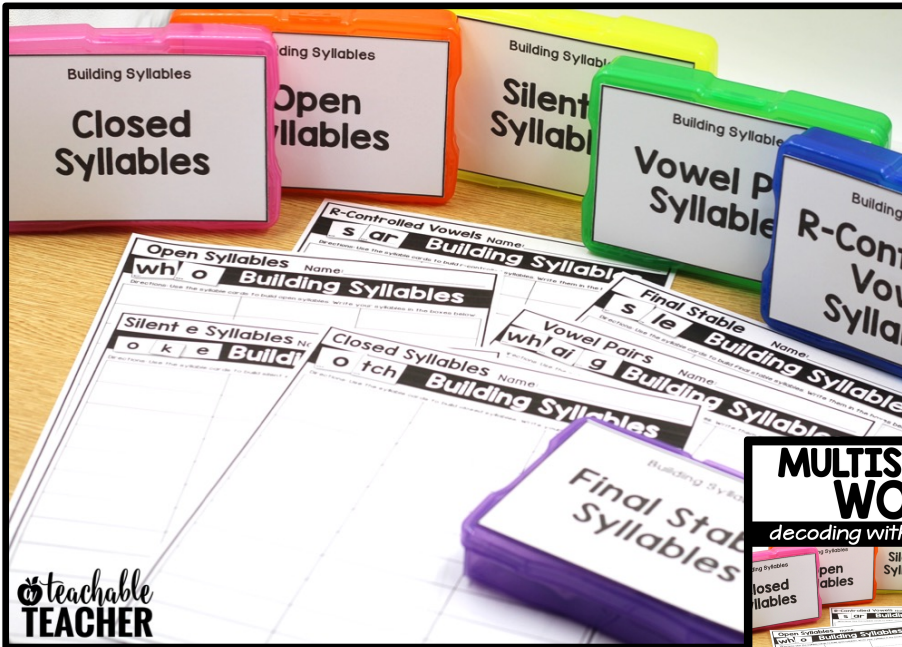
Students used with

3rd, 4th, 5th grades
Primarily students with
learning difficulties

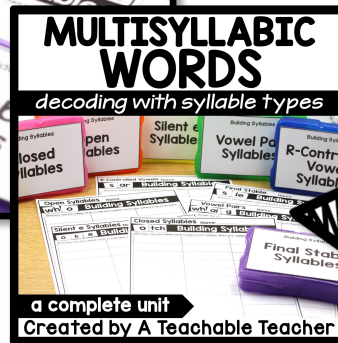
Students were engaged



STOP the SEARCH for MULTISYLLABIC practice!

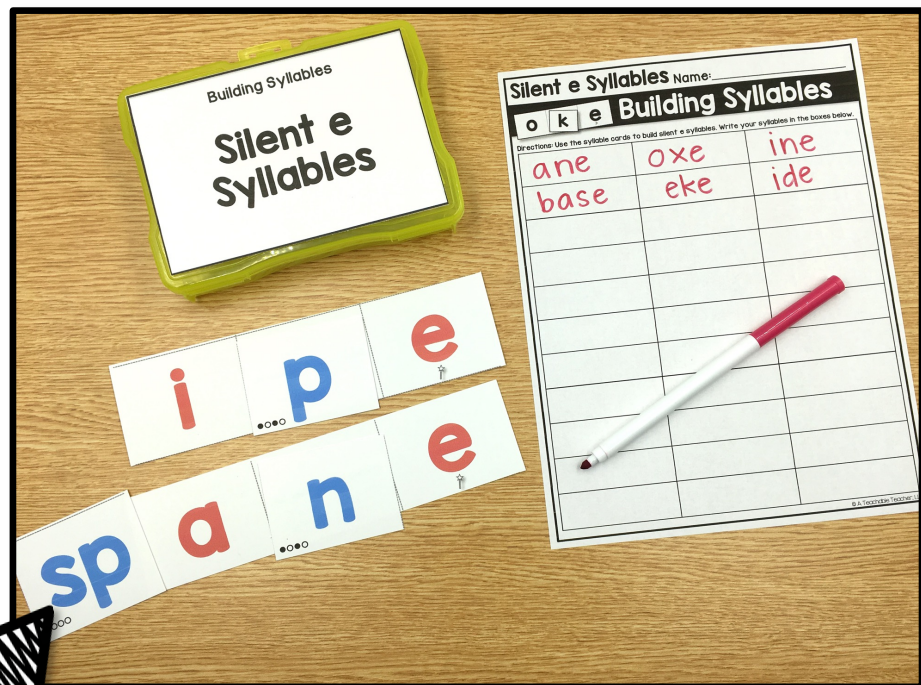


Engaging activities
+ teacher guides +
syllable posters +
reading + writing
ALL in ONE
resource!



CONSISTENT practice!

200 pages
of
multisyllabic
practice-
Just print
and go!







Looking for MORE multisyllabic practice?

-click to go-




All-in-One **READING** passages

MULTISYLLABIC WORDS BUNDLE

 <p>All-in-One READING passages MULTISYLLABIC EDITION Digraphs + Silent Letters Created by A Teachable Teacher</p>	 <p>All-in-One READING passages MULTISYLLABIC EDITION long vowels Created by A Teachable Teacher</p>	 <p>All-in-One READING passages MULTISYLLABIC EDITION diphthongs Created by A Teachable Teacher</p>	 <p>All-in-One READING passages MULTISYLLABIC EDITION R-Controlled Vowels Created by A Teachable Teacher</p>
--	--	--	--

Created by A Teachable Teacher



Frequently Asked Questions

Does this product only include nonsense words?

This unit includes real words AND nonsense words.

Do you think this material would be too high for mid-year first graders?

Some of the material would be just right and some would be a bit advanced. It would be EASY to differentiate for your students reading at a higher level.

Do you have a PDF online version of these materials for online teachers?

This unit is currently NOT available in an online format.

Is this resource available in a PowerPoint format for whole class teaching?

This unit is available in a PDF format only, but could be displayed to the whole class if you prefer.