

GRAMMAR

cut and pastes

Name: _____ L.I.I.b

Common to Proper
Directions: Re...

Name: _____ L.I.I.j


Types of
Directions: Sort the adje...

Simple Sentences
Directions: Cut, sort, and glue the phrases to make a sentence.

Name: _____ L.I.I.i

Which Preposition?
Directions: Glue the right preposition below the picture.

He
The bunny
hops all
around



**NO PREP activities for
all grammar skills**

Created by A Teachable Teacher



scroll to see more

GRAMMAR

cut and pastes

34 pages included!

Aligned to ALL 1st grade
common core
standards!

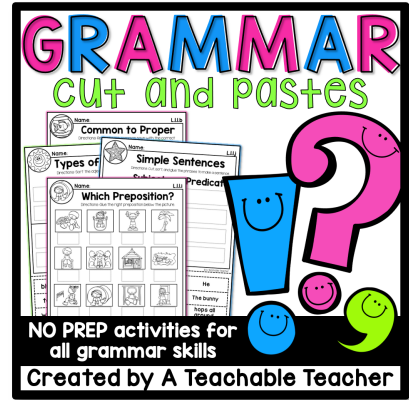
NO PREP!

775+ 5-star reviews!




Skills Covered:

- ✓ Uppercase & Lowercase Letters
- ✓ Nouns, Verbs, & Adjectives
- ✓ Common & Proper Nouns
- ✓ Possessive Nouns ✓ Singular & Plural Nouns
- ✓ Past, Present, & Future Verb Tense
- ✓ Noun & Verb Agreement
- ✓ Adjectives ✓ Conjunctions ✓ Determiners
- ✓ Prepositions ✓ Ending Punctuation
- ✓ Simple & Compound Sentences
- ✓ Types of Sentences ✓ Commas in Dates
- ✓ Capitalizing Dates & Names ✓ Commas in a Series
- ✓ Homophones ✓ Contractions



Perfect For:

- ✓ individual work
- ✓ small groups
- ✓ intervention
- ✓ and SO much more!

 Emma S.
April 30, 2023

★★★★★ Extremely satisfied

As an EAL teacher, I have been doing a lot of work on sentence structure and grammar in English and this was the perfect resource. My students were getting very bored of just writing and editing sentences in their copies or on the board, thus introducing cutting and sticking has really brought their engagement and focus back. Highly recommend!

Students used with
1st, 2nd, 3rd grades
Primarily students that are emerging bilinguals/ ELs/ ESOLs/ ENLs

Students were engaged

Strongly disagree Strongly agree








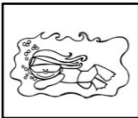




GRAMMAR

cut and pastes

Name: _____ L.L.Li

Which Preposition?

Directions: Glue the right preposition below the picture.

© A Teachable Teacher

behind	on	below	off	under	above
toward	over	out	between	through	in













Each page is listed with the CCSS at the top.

The SAME pages are listed WITHOUT CCSS at the top.

Name: _____

Which Preposition?

Directions: Glue the right preposition below the picture.

© A Teachable Teacher

behind	on	below	off	under	above
toward	over	out	between	through	in

Pages with AND without CCSS

GRAMMAR

Cut and pastes

NO PREP!

Name: _____ L.I.I




Crazy for Capitals

Directions: Cut and paste a capital letter at the beginning of each sentence.

i see a big tiger.

Name: _____ L.I.I.a




Case of the Alphabet!

Directions: Cut and paste the uppercase letters on the page. Then write the lowercase letter next to it.

<input type="text"/>	_____	<input type="text"/>	_____	<input type="text"/>	_____
<input type="text"/>	_____	<input type="text"/>	_____	<input type="text"/>	_____

Name: _____ L.I.I.b




Common Nouns Match

Directions: Cut, sort, and glue the proper nouns to match the common nouns. Then write the proper noun on the line. Be sure to capitalize!

common	proper	write it
woman	<input type="text"/>	_____
boy	<input type="text"/>	_____

Name: _____ L.I.I.f









Write the Adjectives


Directions: Pick four pictures and glue one in each box. Then write two adjectives for each picture.

<input type="text"/>	<input type="text"/>
1. _____	1. _____
2. _____	2. _____
<input type="text"/>	<input type="text"/>
1. _____	1. _____
2. _____	2. _____

© A Teachable Teacher



Name: _____ L.I.I.h



A, An, or The?

Directions: Cut and paste a question mark at the end of each sentence. Then rewrite the sentence on the line below.

apple a day is healthy!


I am big kid.

class went to the zoo.

I went to grocery store.

I want ice cream cone.

© A Teachable Teacher



An an a The the

34 Pages



TEACHERS ARE RAVING!



Hilary U.
August 30, 2022

★★★★★ Extremely satisfied

I love this resource! It has been so helpful to use for small groups in my K-2 Self-Contained ASD classroom! It was easy to prepare for Paras to use and kept the kids engaged and learning.

Students used with
K, 1st, 2nd grade
Primarily students with
autism spectrum

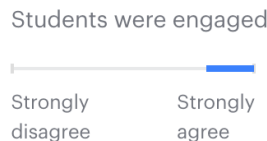


Denise K.
August 14, 2022

★★★★★ Extremely satisfied

Great grammar packet for all those important skills my firsties need to learn - use for morning work, small group reinforcement, large group at times if skill is brand new, centers/rotation stations work, ready to grab & copy if a sub is needed at a moments notice, even homework at times - parents love easy to follow directions :)

Students used with
1st grade
Primarily students with
learning difficulties, on the
autism spectrum, with mild

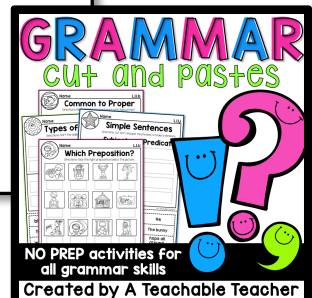
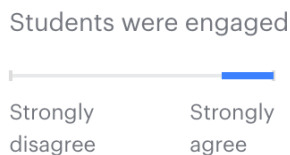


To Teach
February 12, 2023

★★★★★ Extremely satisfied

This has a great variety of grammar worksheets and it is quick and easy to use. Thank you!

Students used with
1st grade



The grammar practice you've been needing!

Name: _____ L.I.I.b

Apostrophe Me!

Directions: Glue an apostrophe on a common noun. Then rewrite the sentence.

the girl _____ s dress

the baby _____ s crib

the boys _____ team

the kids _____ toys

Sally _____ s car

Nicholas _____ food

*Bonus: Highlight the plural nouns.




Name: _____ L.I.I.b

Common to Proper

Directions: Replace each common noun with the correct proper noun.

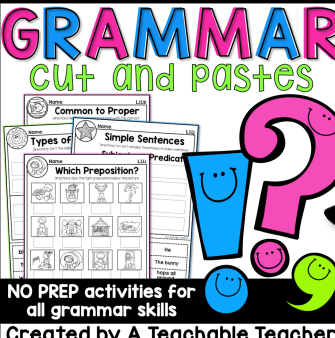
The other day I went to _____ school. We looked at our class pet. The _____ fish was hungry. A girl _____ fed him some fish food. Then, a boy _____ wanted to clean his bowl. _____ teacher had some tank cleaner she bought at _____ the store. After we all helped clean the _____ bowl, it was time for recess. Now he will _____ clean and we don't have to feed him until _____ tomorrow.

Sky School.	Johnny	Sally	FIF
Mrs. Park	Walmart	Tuesday	F



GRAMMAR


cut and pastes



NO PREP activities for all grammar skills


Created by A Teachable Teacher

Engaging +
interactive +
grammar practice
ALL in ONE
resource!



NO PREP needed!

Makes the
perfect
grammar
assessment
tool! Just
print and
go!












Name: _____ L.I.I

Word Type Sort

Directions: Cut, sort, and glue the words.

Noun			
Verb			
Adjective			

 princess	 write	 hot
 long	 run	 grandma
 elephant	 small	 sing

© A Teachable Teacher

Name: _____ L.I.I.a

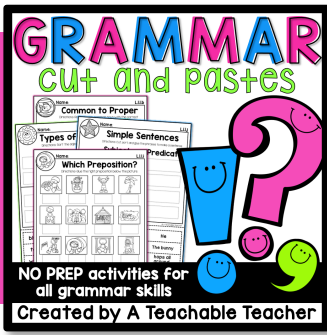
Case of the Alphabet!

Directions: Paste the lowercase letters on the page. Write the uppercase letter next to it.

_____	_____	_____
_____	_____	_____
_____	_____	_____
_____	_____	_____

n	d	f	h
t	z	i	p

© A Teachable Teacher



Frequently Asked Questions

Is this an editable PDF?

This resource is NOT editable.

Does this resource include answer keys/clipart keys?

This resource does NOT include an answer key.

Is this resource available with colored clipart?

No, sorry! This resource is only available in black and white.

Is this resource available online for online teachers?

No, this resource is only available in a PDF format and not an online format.