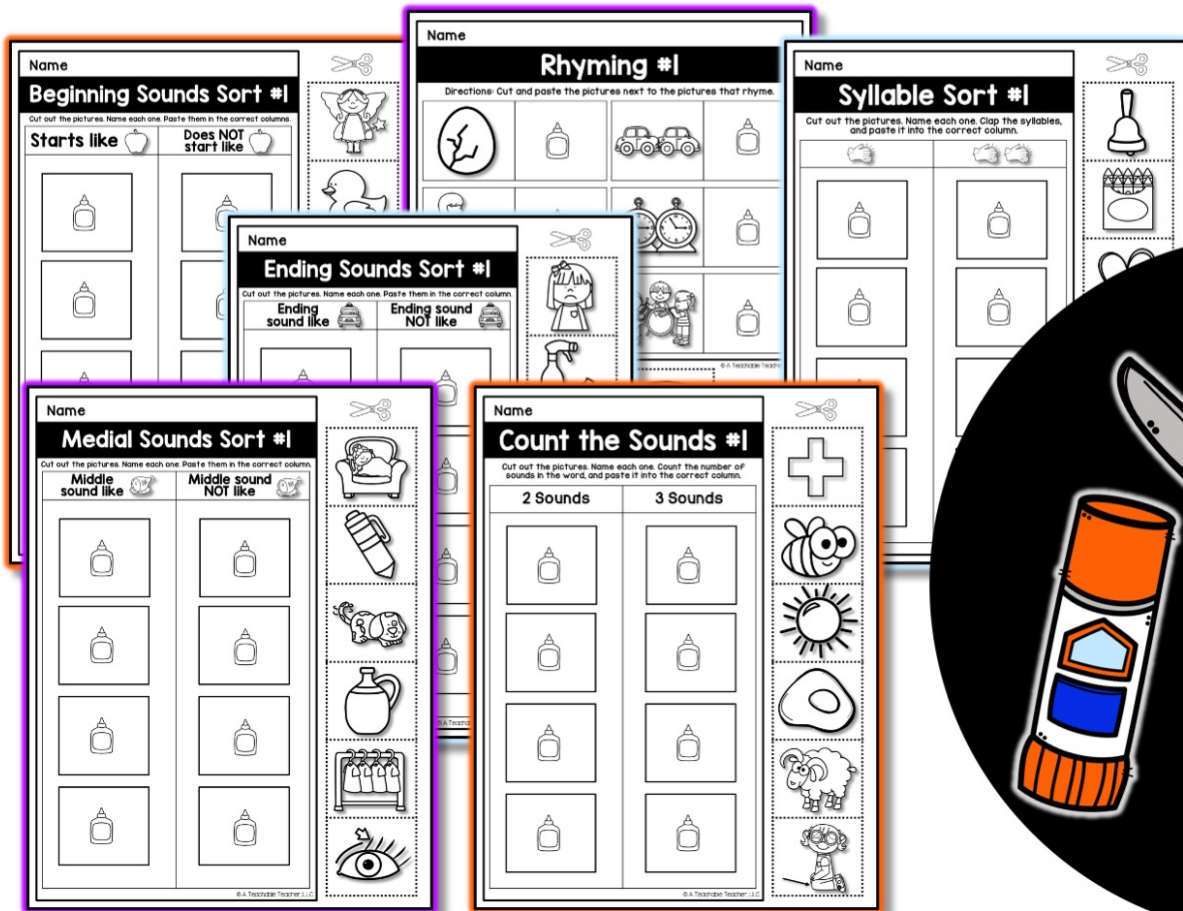



PHONEMIC AWARENESS WORKSHEETS

65+ picture-based cut and paste activities



Created by A Teachable Teacher



scroll to see more

PHONEMIC AWARENESS

WORKSHEETS

65+ pages included!

**Answer keys
included!**

NO PREP!

**True sound-based
practice!**

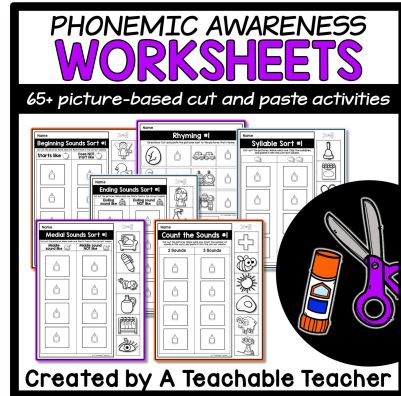


Skills Covered:

- ✓ Beginning Sound Sorts
- ✓ Rhyming
- ✓ Compound Words
- ✓ Syllable Sorts
- ✓ Counting Sounds
- ✓ Ending Sounds Sorts
- ✓ Medial Sound Sorts



Picture keys for ALL worksheets included!



ELBA G.
July 24, 2023

★★★★★ Extremely satisfied

My class loved using this resource. They were all engaged and had no problem completing the work. Loved how easy was to prepare! Thank you for making this!!!

Students used with
2nd grade

Students were engaged

Strongly disagree — Strongly agree

Perfect For:

- ✓ guided reading
- ✓ small groups
- ✓ intervention
- ✓ and SO much more!



PHONEMIC AWARENESS

WORKSHEETS

Name _____


Beginning Sounds Sort #4

Cut out the pictures. Name each one. Paste them in the correct columns.

Starts like 	Does NOT start like 
	
	
	
	

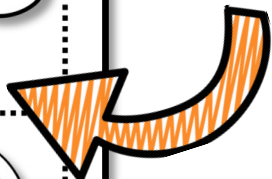
      

© A Teachable Teacher, LLC



students cut, paste, and sort based on beginning sound

engaging clipart images



30 Pages of Beginning Sound Sorts

PHONEMIC AWARENESS

WORKSHEETS













engaging
clipart
images









Name _____

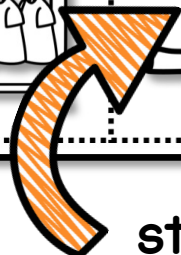
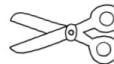
Rhyming #1

Directions: Cut and paste the pictures next to the pictures that rhyme.

© A Teachable Teacher, LLC



students cut and
paste the picture
that rhymes

10

Pages for Rhyming

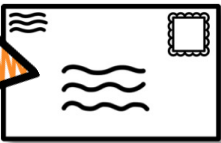
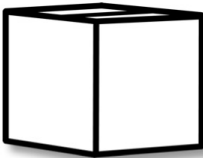













PHONEMIC AWARENESS

WORKSHEETS

Name _____

Compound Words #1

Name the pictures in each row. Then paste the picture that matches the compound word.

© A Teachable Teacher, LLC

engaging clipart images

students say each picture to make a compound word

3 Pages for Compound Words

students cut and paste the picture that makes the compound word











PHONEMIC AWARENESS

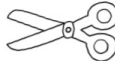
WORKSHEETS


Name _____

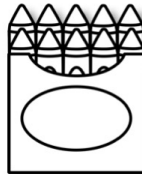
Syllable Sort #1


Cut out the pictures. Name each one. Clap the syllables, and paste it into the correct column.


	
	
	
	
	

















© A Teachable Teacher, LLC

engaging clipart images

students say each picture and clap out the syllables

3 Pages of Syllable Sorts

students cut and paste the word into the correct column









PHONEMIC AWARENESS

WORKSHEETS

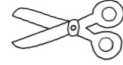






Name _____

Count the Sounds #1

Cut out the pictures. Name each one. Count the number of sounds in the word, and paste it into the correct column.

2 Sounds	3 Sounds
	
	
	
	

© A Teachable Teacher, LLC

students say each picture and count the number of sounds they hear

engaging clipart images

5
Pages of
Counting
Sounds in Words

students cut and paste the word into the correct column











PHONEMIC AWARENESS

WORKSHEETS

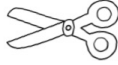






Name _____

Ending Sounds Sort #1

Cut out the pictures. Name each one. Paste them in the correct column.

Ending sound like 	Ending sound NOT like 
	
	
	
	

© A Teachable Teacher, LLC

engaging clipart images

students say each picture and determine the ending sound of the word

13 Pages of Ending Sound Sorts

students cut and paste the word into the correct column











PHONEMIC AWARENESS

WORKSHEETS

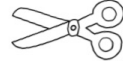






Name _____

Medial Sounds Sort #1

Cut out the pictures. Name each one. Paste them in the correct column.

Middle sound like 	Middle sound NOT like 
	
	
	
	

© A Teachable Teacher, LLC

students say each picture and determine the medial sound of the word

engaging clipart images

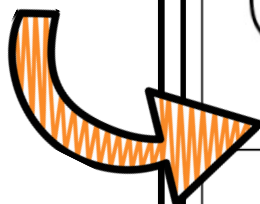
5 Pages of Medial Sound Sorts

students cut and paste the word into the correct column

PHONEMIC AWARENESS

WORKSHEETS

every picture named for you to help know each picture on the page


















Picture Keys Included for EVERY Page

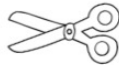






Name _____

Rhyming #8

Name the pictures in each row. Then cut and paste the picture that rhymes with them. There will be one picture that does not match.

 hose	 nose	
 side	 hide	
 run	 bun	
 face	 lace	
 hole	 frog	

© A Teachable Teacher, LLC



race

cage

sun

rose

mole

ride

PHONEMIC AWARENESS WORKSHEETS



Syllable Sort #1


Name _____

Cut out the pictures. Name each one. Clap the syllables, and paste it into the correct column.

© A Teachable Teacher, LLC





















teachable TEACHER



Compound Words #1

Name _____


Name the pictures in each row. Then paste the picture that matches the compound word.

© A Teachable Teacher, LLC

teachable TEACHER

Students have fun coloring the engaging clipart!



Students apply fine motor practice to cut and paste the answers!



Rhyming #1

Name _____

Directions: Cut and paste the pictures next to the pictures that rhyme.

Rhyming #6

Name _____

Name the picture in each row. Then cut and paste the picture that rhymes with the picture that does not rhyme.

© A Teachable Teacher, LLC

teachable TEACHER

See it in Action!



TEACHERS ARE RAVING!



Miss Lemon (TPT Seller)

June 18, 2023

★★★★★ **Extremely satisfied**

I used these as exit tickets after our phonics lessons. Very helpful and gave me the information I needed about my students' level of mastery.

Students used with

K



ELBA G.

July 24, 2023

★★★★★ **Extremely satisfied**

My class loved using this resource. They were all engaged and had no problem completing the work. Loved how easy was to prepare! Thank you for making this!!!

Students used with

2nd grade

Students were engaged



Stress Less with Susan (TPT Seller)

January 9, 2023


★★★★★ **Extremely satisfied**

My daughter loves cut and paste activities like this, so thank you for creating a fun resource to work on skills she really needs!


Students used with

2nd grade


Primarily students with learning difficulties



The sound-based practice you've been needing!





Engaging +
interactive +
phonemic awareness
practice ALL in ONE
resource!



NO PREP needed!

Makes the
perfect
assessment
tool! Just
print and
go!





Frequently Asked Questions

Is this an editable PDF?

This product is NOT editable.

Does this product include answer keys/clipart keys?

YES!! This product includes clipart keys so you will know each picture!

Is this product available with colored clipart?

No, sorry! This product is only available in black and white.

Is this product available online for online teachers?

No, this product is only available in a PDF format and not an online format.