

# PRINTING PRACTICE

one letter at a time



Created by A Teachable Teacher



scroll to see more

# PRINTING PRACTICE

one letter at a time

29 pages included!

Perfect for students to  
practice writing their letters!


Engaging for  
students!

LOVE by teachers,  
parents AND students!



# Included in This Product:

- ✓ A page for EVERY letter of the alphabet
- ✓ Uppercase and lowercase on the same page
- ✓ 3 cover pages to make handwriting booklets



Jenifer D.

November 13, 2023

★★★★★ Extremely satisfied

This resource is great for reinforcing the correct letter formation. Many kids write the letters incorrectly and this resource has the arrows that show them the correct way to write each letter.

Students used with  
2nd grade

Students were engaged

Strongly disagree ——— Strongly agree

# Within Each Worksheet, Students Will:

- ✓ Trace & say the targeted letter
- ✓ Write the targeted letter
- ✓ Trace a sentence featuring the targeted letter

# PRINTING PRACTICE

## one letter at a time

students follow and trace the path of motion

beginning sound picture on every page

Name: \_\_\_\_\_



cat

uppercase and lowercase included on the same page

black dots indicate where students should begin each letter

Tracing practice area with multiple rows of handwriting lines. The first row shows the letter 'C' with a numbered arrow indicating the stroke direction, followed by dashed 'C's for tracing. The second row shows dashed 'C's for tracing. The third row shows dashed 'C's for tracing. The fourth row shows a dashed 'C' followed by a black dot and the instruction: "Traced a lot. Now start on the dot!". The fifth row shows a dashed 'C' followed by a black dot. The sixth row shows a dashed 'C' followed by a black dot. The seventh row shows a dashed 'C' followed by a black dot. The eighth row shows a dashed 'C' followed by a black dot. The ninth row shows a dashed 'C' followed by a black dot. The tenth row shows a dashed 'C' followed by a black dot. The eleventh row shows a dashed 'C' followed by a black dot. The twelfth row shows a dashed 'C' followed by a black dot. The thirteenth row shows a dashed 'C' followed by a black dot. The fourteenth row shows a dashed 'C' followed by a black dot. The fifteenth row shows a dashed 'C' followed by a black dot. The sixteenth row shows a dashed 'C' followed by a black dot. The seventeenth row shows a dashed 'C' followed by a black dot. The eighteenth row shows a dashed 'C' followed by a black dot. The nineteenth row shows a dashed 'C' followed by a black dot. The twentieth row shows a dashed 'C' followed by a black dot. The twenty-first row shows a dashed 'C' followed by a black dot. The twenty-second row shows a dashed 'C' followed by a black dot. The twenty-third row shows a dashed 'C' followed by a black dot. The twenty-fourth row shows a dashed 'C' followed by a black dot. The twenty-fifth row shows a dashed 'C' followed by a black dot. The twenty-sixth row shows a dashed 'C' followed by a black dot. The twenty-seventh row shows a dashed 'C' followed by a black dot. The twenty-eighth row shows a dashed 'C' followed by a black dot. The twenty-ninth row shows a dashed 'C' followed by a black dot. The thirtieth row shows a dashed 'C' followed by a black dot. The thirty-first row shows a dashed 'C' followed by a black dot. The thirty-second row shows a dashed 'C' followed by a black dot. The thirty-third row shows a dashed 'C' followed by a black dot. The thirty-fourth row shows a dashed 'C' followed by a black dot. The thirty-fifth row shows a dashed 'C' followed by a black dot. The thirty-sixth row shows a dashed 'C' followed by a black dot. The thirty-seventh row shows a dashed 'C' followed by a black dot. The thirty-eighth row shows a dashed 'C' followed by a black dot. The thirty-ninth row shows a dashed 'C' followed by a black dot. The fortieth row shows a dashed 'C' followed by a black dot. The forty-first row shows a dashed 'C' followed by a black dot. The forty-second row shows a dashed 'C' followed by a black dot. The forty-third row shows a dashed 'C' followed by a black dot. The forty-fourth row shows a dashed 'C' followed by a black dot. The forty-fifth row shows a dashed 'C' followed by a black dot. The forty-sixth row shows a dashed 'C' followed by a black dot. The forty-seventh row shows a dashed 'C' followed by a black dot. The forty-eighth row shows a dashed 'C' followed by a black dot. The forty-ninth row shows a dashed 'C' followed by a black dot. The fiftieth row shows a dashed 'C' followed by a black dot. The fifty-first row shows a dashed 'C' followed by a black dot. The fifty-second row shows a dashed 'C' followed by a black dot. The fifty-third row shows a dashed 'C' followed by a black dot. The fifty-fourth row shows a dashed 'C' followed by a black dot. The fifty-fifth row shows a dashed 'C' followed by a black dot. The fifty-sixth row shows a dashed 'C' followed by a black dot. The fifty-seventh row shows a dashed 'C' followed by a black dot. The fifty-eighth row shows a dashed 'C' followed by a black dot. The fifty-ninth row shows a dashed 'C' followed by a black dot. The sixtieth row shows a dashed 'C' followed by a black dot. The sixty-first row shows a dashed 'C' followed by a black dot. The sixty-second row shows a dashed 'C' followed by a black dot. The sixty-third row shows a dashed 'C' followed by a black dot. The sixty-fourth row shows a dashed 'C' followed by a black dot. The sixty-fifth row shows a dashed 'C' followed by a black dot. The sixty-sixth row shows a dashed 'C' followed by a black dot. The sixty-seventh row shows a dashed 'C' followed by a black dot. The sixty-eighth row shows a dashed 'C' followed by a black dot. The sixty-ninth row shows a dashed 'C' followed by a black dot. The seventieth row shows a dashed 'C' followed by a black dot. The seventy-first row shows a dashed 'C' followed by a black dot. The seventy-second row shows a dashed 'C' followed by a black dot. The seventy-third row shows a dashed 'C' followed by a black dot. The seventy-fourth row shows a dashed 'C' followed by a black dot. The seventy-fifth row shows a dashed 'C' followed by a black dot. The seventy-sixth row shows a dashed 'C' followed by a black dot. The seventy-seventh row shows a dashed 'C' followed by a black dot. The seventy-eighth row shows a dashed 'C' followed by a black dot. The seventy-ninth row shows a dashed 'C' followed by a black dot. The eightieth row shows a dashed 'C' followed by a black dot. The eighty-first row shows a dashed 'C' followed by a black dot. The eighty-second row shows a dashed 'C' followed by a black dot. The eighty-third row shows a dashed 'C' followed by a black dot. The eighty-fourth row shows a dashed 'C' followed by a black dot. The eighty-fifth row shows a dashed 'C' followed by a black dot. The eighty-sixth row shows a dashed 'C' followed by a black dot. The eighty-seventh row shows a dashed 'C' followed by a black dot. The eighty-eighth row shows a dashed 'C' followed by a black dot. The eighty-ninth row shows a dashed 'C' followed by a black dot. The ninetieth row shows a dashed 'C' followed by a black dot. The ninety-first row shows a dashed 'C' followed by a black dot. The ninety-second row shows a dashed 'C' followed by a black dot. The ninety-third row shows a dashed 'C' followed by a black dot. The ninety-fourth row shows a dashed 'C' followed by a black dot. The ninety-fifth row shows a dashed 'C' followed by a black dot. The ninety-sixth row shows a dashed 'C' followed by a black dot. The ninety-seventh row shows a dashed 'C' followed by a black dot. The ninety-eighth row shows a dashed 'C' followed by a black dot. The ninety-ninth row shows a dashed 'C' followed by a black dot. The hundredth row shows a dashed 'C' followed by a black dot.

Trace the sentence to match the picture.

The cat is wearing a hat.


© A Teachable Teacher

students will trace a sentence that coordinates with the picture above


# PRINTING PRACTICE

one letter at a time

3 Covers Included!



Print a cover and staple pages together to make a printing practice book for your students!





# TEACHERS ARE RAVING!



Ashley B.

January 30, 2023

★★★★★ Extremely satisfied

I have students in my class with very messy printing who need help going back to the basics to improve their neatness. This is a simple resource that does just what it needs to.

Students used with  
3rd grade



Dacoda Marshall (TPT Seller)

October 11, 2022

★★★★★ Extremely satisfied

I have a kiddo in my class this year who has slipped through the cracks previously with his printing, and this has been a super big help with his letter formation.

Students used with

4th grade

Primarily students with learning difficulties

Students were engaged

Strongly disagree

Strongly agree



Jo

August 22, 2023

★★★★★ Extremely satisfied

I purchased this resource as a way for my students to practice their manuscript in a center. It has worked out really good.

Students used with


3rd, 4th, 5th grades

Primarily students on the autism spectrum, with learning difficulties, and with mild to severe disabilities


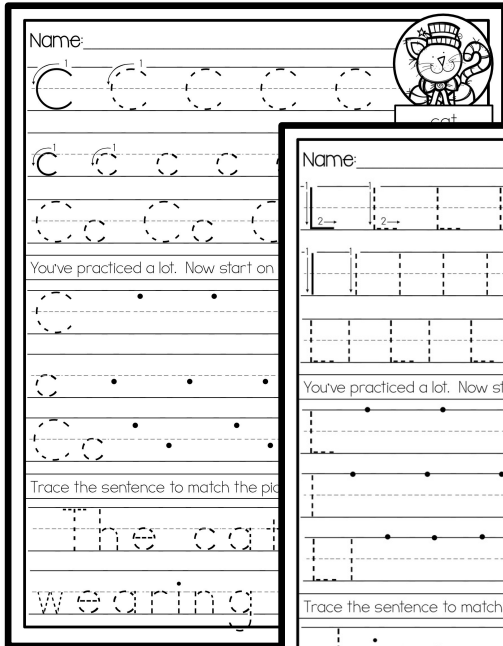
Students were engaged

Strongly disagree


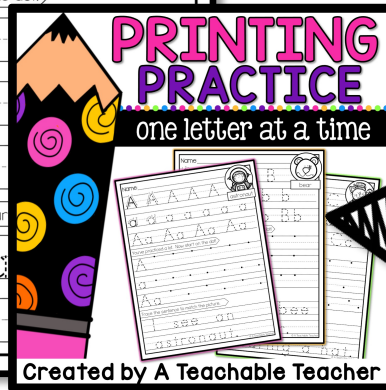
Strongly agree



ALL the handwriting practice you'll need!






Guided handwriting practice in print EVERY letter of the alphabet!



NO PREP needed!

Everything you need for your students to practice printing letters!





**GET THE BUNDLE &  
SAVE \$\$\$**

**Handwriting  
Practice**

**# of  
Pages**

**Printing  
Practice**

**29**

**Cursive  
Practice**

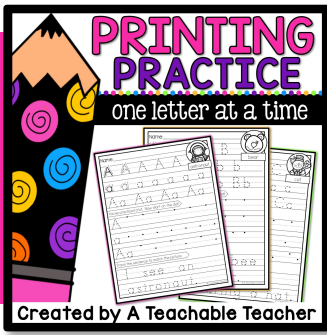
**29**

**Bundle TOTALS**

**58  
pages**

**Click [HERE](#) for the BUNDLE**





# Frequently Asked Questions

Is this an editable product?

This product is NOT editable.

Is this available without the clipart?

This is NOT available without the clipart.

Do you have a PDF online version of these materials for online teachers?

This product is NOT available in an online format.

Is this product available in a PowerPoint format for whole class teaching?

This product is available in a PDF format only, but could be displayed to the whole class if you prefer.


# Looking for letter practice aligned to Science of Reading?

*-click to go-*



## ALPHABET BOOK

letters + sounds + handwriting



**148  
PAGES**

*science of reading aligned*

**Created By A Teachable Teacher**