

LETTER REVERSALS

Activities for letter discrimination



Created by A Teachable Teacher



scroll to see more

LETTER REVERSALS

Activities for letter discrimination

29 pages included!

**Picture examples and
directions included
for you!**

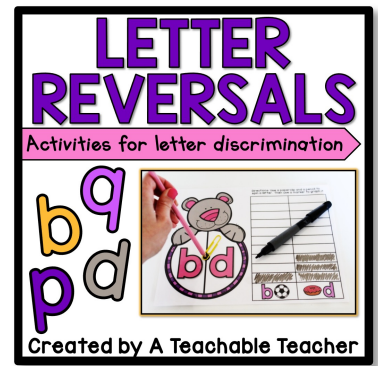
**Engaging & interactive
for students!**

260+ 5-star reviews!



Included in this Product:

- ✓ 'bed' reference posters
- ✓ spin and graph
- ✓ roll and find (letter & beginning sound match)
- ✓ spin and write (the letter)
- ✓ look, listen, find game (letter & beginning sound match)
- ✓ letter sorts



Kasey C.
September 7, 2020

★★★★★ Extremely satisfied

This resource was very helpful to use in a small group of students who are having trouble with letter reversal. the students loved that activities and students showed progress after using this resource.

Students used with

K


Primarily students with learning difficulties

Students were engaged

Strongly disagree Strongly agree

ALL You Need:


- ✓ to help your students with letter reversals
- ✓ for students to practice letters



LETTER REVERSALS

Activities for letter discrimination


Reference Posters Included:



2 sizes available!!

one size to display around the room

one size to print for each student to reference at their desk




LETTER REVERSALS

Activities for letter discrimination


Activities Included:

Directions: Use a paperclip and a pencil to spin a letter. Then use a marker to graph it.




Spin And Graph:
Students will use a paperclip and a pencil to spin the spinner. They will color a box according to the letter.


Directions: Use a paperclip and a pencil to spin a letter. Then use a marker to graph it.



Directions: Use a paperclip and a pencil to spin a letter. Then use a marker to graph it.



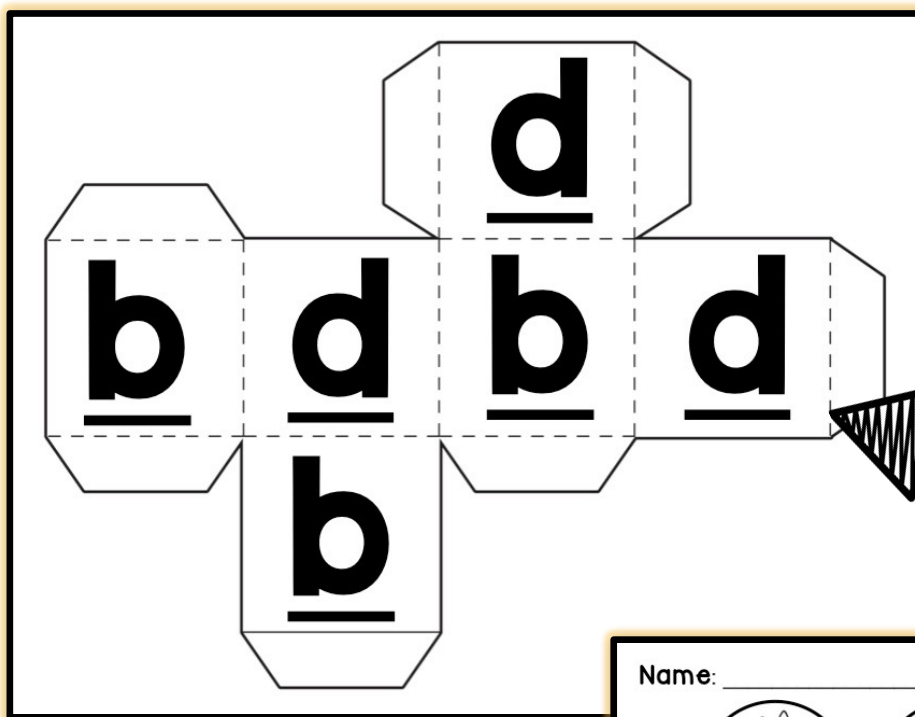
p	q	b	d



LETTER REVERSALS

Activities for letter discrimination

Activities Included:



Rolling die included. Just print, cut, and tape together.

Roll and Find:
Students will roll the die and then color, cover, or highlight a picture that starts with the same sound.


Name: _____

Directions: Roll. Then daub, color, or highlight a picture that starts with that sound.

LETTER REVERSALS

Activities for letter discrimination

Activities Included:



Print and laminate the flower spinners for durability.

Spin and Write:
Students will use a paperclip and a pencil to spin the spinner. They will write the letter on the space provided.

Name: _____ Directions: Spin the spinner. Write the letter on the matching line below.



Spin and Write



 b

 b

 b

 d

 d

 d

LETTER REVERSALS

Activities for letter discrimination

Activities Included:



Print and laminate the picture cards for durability.

Look, Listen, Find Game:

Students will turn over a picture card, say the picture, and choose the beginning sound on their card.



The beginning sound that I hear is...

b

d

p

q



The beginning sound that I hear is...

b

d

p

q



The beginning sound that I hear is...

b

d

p

q



The beginning sound that I hear is...

b

d

p



q

LETTER REVERSALS

Activities for letter discrimination

Activities Included:

Name: _____

b		d	

Letter Sort

Directions: Cut, sort and glue the letters.



b	b	d
b	d	b
d	b	d
b	d	b
d	d	b
d	b	

Letter Sorts:

Students will cut out the letters on the right and sort them in the correct columns on the left.

LETTER REVERSALS

Activities for letter discrimination



See
it in
Action!



TEACHERS ARE RAVING!



Elementary Escape Rooms (TPT Seller)

January 5, 2023

★★★★★ Extremely satisfied

This product is great. Easy to use. My students enjoyed it.

Students used with

Students were engaged

1st grade

Primarily students with learning difficulties



Kerstin S.

April 3, 2023

★★★★★ Extremely satisfied

This really helped my kiddos work on getting b and d reversals. These were great for the kids!

Students used with

Students were engaged

K

Strongly disagree

Strongly agree



Jamie

November 25, 2023

★★★★★ Extremely satisfied

Love this resource. I use it in my small groups to help students struggling with letter reversals.

Students used with

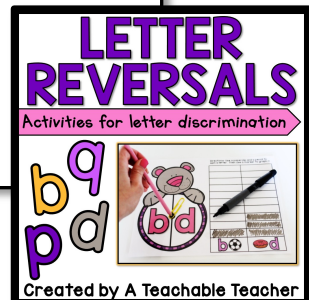
Students were engaged

K

Primarily students with learning difficulties, on the autism spectrum, and that are emerging bilinguals/ ELs/ ESOLs/ ENLs

Strongly disagree


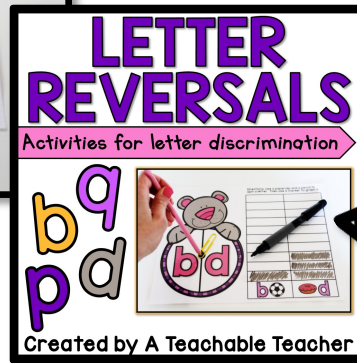
Strongly agree



PERFECT tool to help your students with letter reversals!




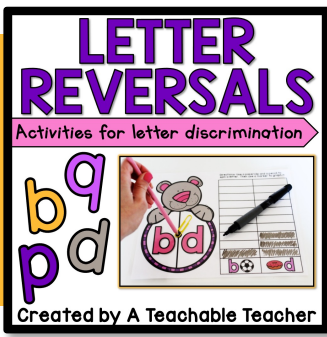
Anchor chart +
engaging
worksheets for
practicing letter
reversals, ALL in
ONE resource!



Interactive & Engaging!

Perfect
way for
students
to
practice
letter
reversals!





Frequently Asked Questions

Is this an editable resource?

No, this resource is not editable.

When do you recommend I use this resource with my students?

These are perfect for whole group instruction, small group instruction, individual work, tutoring, and so much more!

Will you be adding more pages to this resource?

No, sorry! This resource is complete, and I will not be adding more pages to it.

Is this product available online for online teachers?

This product is not preloaded in an online format. However, you can always upload it for your students or project it for whole group use!