

SPELLING



menu

SPELLING MENU

Any time you are assigned a spelling activity, you can choose an activity below. Please complete the activity on a separate sheet of paper. You may only complete each activity once in a given week.

PHONICS PATTERN Write your spelling words and color or underline the phonics pattern. Use the pattern to write two new words. cook look	LETTER TYPE Write your spelling words. Highlight the vowels one color and the consonants another. chef	SENTENCES Write each of your spelling words in a sentence. Don't forget capitals and periods! Please pass the salt.
ALPHABETICAL Write all of your spelling words in alphabetical order. Be sure to double check your work! bowl mix spoon	STORY MAKER Write a story and use 5 of your spelling words. Make sure you have at least 5 sentences. Once upon a time I met a chef. He had a special menu for dinner. He fed me soup in a bowl.	TRIANGLE WORDS Turn all of your spelling words into triangles by adding one letter to each one! o ov ove oven
COMPUTER WORDS Take all of your spelling words on a computer or tablet. Be sure to print your work. 	RAINBOW WORDS Write all of your words in crayon. Then, write over them in a different color. Use at least three colors! bowl	

mit - kit
salt - malt
spoon - moon

SPELLING MENU

Any time you are assigned a spelling activity, you can choose an activity below. Please complete the activity on a separate sheet of paper. You may only complete each activity once in a given week.

PHONICS PATTERN Write your spelling words and color or underline the phonics pattern. Use the pattern to write two new words. cook look	LETTER TYPE Write your spelling words. Highlight the vowels one color and the consonants another. chef	SENTENCES Write each of your spelling words in a sentence. Don't forget capitals and periods! Please pass the salt.
ALPHABETICAL Write all of your spelling words in alphabetical order. Be sure to double check your work! bowl mix spoon	STORY MAKER Write a story and use 5 of your spelling words. Make sure you have at least 5 sentences. Once upon a time I met a chef. He had a special menu for dinner. He fed me soup in a bowl.	TRIANGLE WORDS Turn all of your spelling words into triangles by adding one letter to each one! o ov ove oven
COMPUTER WORDS Take all of your spelling words on a computer or tablet. Be sure to print your work. 	RAINBOW WORDS Write all of your words in crayon. Then, write over them in a different color. Use at least three colors! bowl	

mit - kit
salt - malt
spoon - moon




Editable!

Created By A Teachable Teacher



SPELLING MENU



Any time you are assigned a spelling activity, you can choose an activity below. Please complete the activity on a separate sheet of paper. You may only complete each activity once in a given week.

PHONICS PATTERN

Write your spelling words and color or underline the phonics pattern. Use the pattern to write two new words!

cook
look

LETTER TYPE

Write your spelling words. Highlight the vowels one color and the consonants another.

chef

SENTENCES

Write each of your spelling words in a sentence. Don't forget capitals and periods!

Please
pass
the salt.



ALPHABETICAL

Write all of your spelling words in alphabetical order. Be sure to double check your work!

bowl
mix
spoon

STORY MAKER

Write a story and use 5 of your spelling words! Make sure you have at least 5 sentences.

Once upon a time I met a chef. He had a special menu for dinner. He fed me soup in a bowl...

TRIANGLE WORDS


Turn all of your spelling words into triangles by adding one letter to each line!

o
ov
ove
oven



COMPUTER WORK

Type all your spelling words on a computer or tablet. Be sure to print your work!



MAKE-A-RHYME

Write all your spelling words. If they rhyme, write them next to each other. If they don't, write another rhyming word next to it.

mit - kit
salt - malt
spoon - moon

RAINBOW WORDS


Write all of your words in crayon. Then, write over them in a different color. Use at least three colors!

bowl





SPELLING MENU



Any time you are assigned a spelling activity, you can choose an activity below. Please complete the activity on a separate sheet of paper. You may only complete each activity once in a given week.

PHONICS PATTERN

Write your spelling words and color or underline the phonics pattern. Use the pattern to write two new words!

cook
look

LETTER TYPE

Write your spelling words. Highlight the vowels one color and the consonants another.

chef

SENTENCES

Write each of your spelling words in a sentence. Don't forget capitals and periods!

Please
pass
the salt.



ALPHABETICAL

Write all of your spelling words in alphabetical order. Be sure to double check your work!

bowl
mix
spoon

STORY MAKER

Write a story and use 5 of your spelling words! Make sure you have at least 5 sentences.

Once upon a time I met a **chef**.
He had a special **menu** for **dinner**.
He fed me **soup** in a **bowl**...

TRIANGLE WORDS

Turn all of your spelling words into triangles by adding one letter to each line!

o
ov
ove
oven



COMPUTER WORK

Type all your spelling words on a computer or tablet. Be sure to print your work!



MAKE-A-RHYME

Write all your spelling words. If they rhyme, write them next to each other. If they don't, write another rhyming word next to it.

mit - kit
salt - malt
spoon - moon

RAINBOW WORDS

Write all of your words in crayon. Then, write over them in a different color. Use at least three colors!

bowl



LIKE IT? JUST PRINT THE PDF!



SPELLING MENU



Any time you are assigned a spelling activity, you can choose an activity below. Please complete the activity on a separate sheet of paper. You may only complete each activity once in a given week.

<p>PHONICS PATTERN Write your spelling words and color or underline the phonics pattern. Use the pattern to write two new words!</p> <p style="font-size: 2em; text-align: center;">cook look</p>	<p>LETTER TYPE Write your spelling words. Highlight the vowels one color and the consonants another.</p> <p style="text-align: center; font-size: 1.5em;">chef</p>	<p>SENTENCES Write each of your spelling words in a sentence. Don't forget capitals and periods!</p> <p style="font-size: 1.5em; text-align: center;">Please pass the salt.</p>
<p>ALPHABETICAL Write all of your spelling words in alphabetical order. Be sure to double check your work!</p> <p style="font-size: 1.5em; text-align: center;">bowl mix spoon</p>	<p>STORY MAKER Write a story and use 5 of your spelling words! Make sure you have at least 5 sentences.</p> <p style="text-align: center;">Once upon a time I met a chef. He had a special menu for dinner. He fed me soup in a bowl.</p>	<p>TRIANGLE WORDS Turn all of your spelling words into triangles by adding one letter to each line!</p> <div style="border: 1px dashed red; padding: 5px; text-align: center;"> <p style="font-size: 1.5em;">o ov ove oven</p> </div>
<p>COMPUTER WORK Type all your spelling words on a computer or tablet. Be sure to print your work!</p> 	<p>MAKE-A-RHYME Write all your spelling words. If they rhyme, write them next to each other. If they don't, write another rhyming word next to it.</p> <p style="font-size: 1.5em; text-align: center;">mit - kit salt - malt spoon - moon</p>	<p>RAINBOW WORDS Write all of your words in crayon. Then, write over them in a different color. Use at least three colors!</p> <p style="font-size: 2em; text-align: center;">bowl</p> 

© A Teachable Teacher 2014

TWEAK IT & PRINT

EDIT IN POWERPOINT,

DIRECTIONS INCLUDED




HOW TO EDIT

Fonts
If you want your fonts to match mine, you will need them on your computer. All the fonts I use are free for your personal use. You can click [here](#) to download them from Kimberly Geswein on TPT. To make editing easier, download and install these fonts before you open the 'EDIT AND PRINT' PowerPoint (.PPTX) file. In this document, I have used the following fonts:

- KG Shake it off- Click [here](#) to download from TPT
- KG Miss Kindergarten- Click [here](#) to download from TPT
- KG Corner of the Sky- Click [here](#) to download from TPT

PowerPoint
Use PowerPoint to open the file. Choose the menu that you want to edit. Click on the text you would like to change to edit it.



If you have already downloaded the fonts, the sizing will be the same. If you choose to use your own fonts, you may have to adjust the size of the text to fit on the certificates in an appealing manner.

Notes: You will not be able to remove or change the other text or graphics. These items are locked per artist's terms of use.

The laptop graphic is FREE on TPT. You can download it [here](#).

The crayons graphic are a paid item on TPT. You can purchase and download them [here](#).

SENTENCES

Write each of your spelling words in a sentence. Don't forget capitals and periods!

Please pass the salt.


TRIANGLE WORDS

Turn all of your spelling words into triangles by writing one letter to each line!



BOWL WORDS

Write each of your words in a bowl. Then, write over it with a different color. Use at least three colors!



SENTENCES

Write each of your spelling words in a sentence. Don't forget capitals and periods!

please pass the salt.

TRIANGLE WORDS

Turn all of your spelling words into triangles by writing one letter to each line!

BOWL WORDS

Write each of your words in a bowl. Then, write over it with a different color. Use at least three colors!

A teachable
TEACHER

LOVE THE IDEA? MAKE YOUR OWN! POWERPOINT TEMPLATE PROVIDED, DIRECTIONS INCLUDED!

