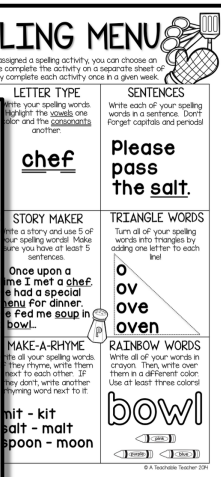


# SPELLING MENU

## homework practice

1st - 3rd Grade



**Editable!**

Created by A Teachable Teacher

✓ Printable & editable versions

✓ Teacher directions included

✓ Engage students with choice & variety

✓ Available in color & black/white to save on ink

✓ Perfect for spelling, sight words, or vocabulary lists

# Everything You Need in One Download

- ✓ Color & b/w menu versions
- ✓ Editable PowerPoint menu
- ✓ Customizable for ANY word list
- ✓ Ready to print & use today

**SPELLING MENU**

Any time you are assigned a spelling activity, you can choose an activity below. Please complete the activity on a separate sheet of paper. You may only complete each activity once in a given week.

<b>PHONICS PATTERN</b> Write your spelling words and color or underline the phonics pattern. Use the pattern to write two new words! <b>cook</b> <b>look</b>	<b>LETTER TYPE</b> Write your spelling words. Highlight the vowels one color and the consonants another. <b>chef</b>	<b>SENTENCES</b> Write each of your spelling words in a sentence. Don't forget capitals and periods! <b>Please pass</b>
---	--	---

**SPELLING MENU**

Any time you are assigned a spelling activity, you can choose an activity below. Please complete the activity on a separate sheet of paper. You may only complete each activity once in a given week.

<b>PHONICS PATTERN</b> Write your spelling words and color or underline the phonics pattern. Use the pattern to write two new words! <b>cook</b> <b>look</b>	<b>LETTER TYPE</b> Write your spelling words. Highlight the vowels one color and the consonants another. <b>chef</b>	<b>SENTENCES</b> Write each of your spelling words in a sentence. Don't forget capitals and periods! <b>Please pass the salt.</b>
<b>ALPHABETICAL</b> Write all of your spelling words in alphabetical order. Be sure to double check your work! <b>bowl</b> <b>mix</b> <b>spoon</b>	<b>STORY MAKER</b> Write a story and use 5 of your spelling words! Make sure you have at least 5 sentences. <b>Once upon a time I met a chef. He had a special menu for dinner. He fed me soup in a bowl.</b>	<b>TRIANGLE WORDS</b> Turn all of your spelling words into triangles by adding one letter to each line! <b>o</b> <b>ov</b> <b>ove</b> <b>oven</b>
<b>COMPUTER WORK</b> Type all your spelling words on a computer or tablet. Be sure to print your work! 	<b>MAKE-A-RHYME</b> Write all your spelling words. If they rhyme, write them next to each other. If they don't, write another rhyming word next to it. <b>mit - kit</b> <b>salt - malt</b> <b>spoon - moon</b>	<b>RAINBOW WORDS</b> Write all of your words in crayon. Then, write over them in a different color. Use at least three colors! <b>bowl</b>

Color & b/w  
print & go versions

**SPELLING MENU**

Type Directions Here

NAME Description <b>Example</b>	NAME Description <b>Example</b>	NAME Description <b>Example</b>
---------------------------------------	---------------------------------------	---------------------------------------


**SPELLING MENU**

Type Directions Here


NAME Description <b>Example</b>	NAME Description <b>Example</b>	NAME Description <b>Example</b>
NAME Description <b>Example</b>	NAME Description <b>Example</b>	NAME Description <b>Example</b>
NAME Description <b>Example</b>	NAME Description <b>Example</b>	NAME Description <b>Example</b>

Editable PowerPoint  
color & b/w versions



# Fun & Varied Spelling Activities



## SPELLING MENU



Any time you are assigned a spelling activity, you can choose an activity below. Please complete the activity on a separate sheet of paper. You may only complete each activity once in a given week.

<b>PHONICS PATTERN</b> Write your spelling words and color or underline the phonics pattern. Use the pattern to write two new words!  <b>cook</b> <b>look</b>	<b>LETTER TYPE</b> Write your spelling words. Highlight the vowels one color and the consonants another.  <b>chef</b>	<b>SENTENCES</b> Write each of your spelling words in a sentence. Don't forget capitals and periods!  <b>Please pass the salt.</b>
<b>ALPHABETICAL</b> Write all of your spelling words in alphabetical order. Be sure to double check your work!  <b>bowl</b> <b>mix</b> <b>spoon</b>	<b>STORY MAKER</b> Write a story and use 5 of your spelling words! Make sure you have at least 5 sentences.  <b>Once upon a time I met a chef. He had a special menu for dinner. He fed me soup in a bowl...</b>	<b>TRIANGLE WORDS</b> Turn all of your spelling words into triangles by adding one letter to each line!  <b>o</b> <b>ov</b> <b>ove</b> <b>oven</b>
<b>COMPUTER WORK</b> Type all your spelling words on a computer or tablet. Be sure to print your work!  	<b>MAKE-A-RHYME</b> Write all your spelling words. If they rhyme, write them next to each other. If they don't, write another rhyming word next to it.  <b>mit - kit</b> <b>salt - malt</b> <b>spoon - moon</b>	<b>RAINBOW WORDS</b> Write all of your words in crayon. Then, write over them in a different color. Use at least three colors!  <b>bowl</b> 

© A Teachable Teacher 2014

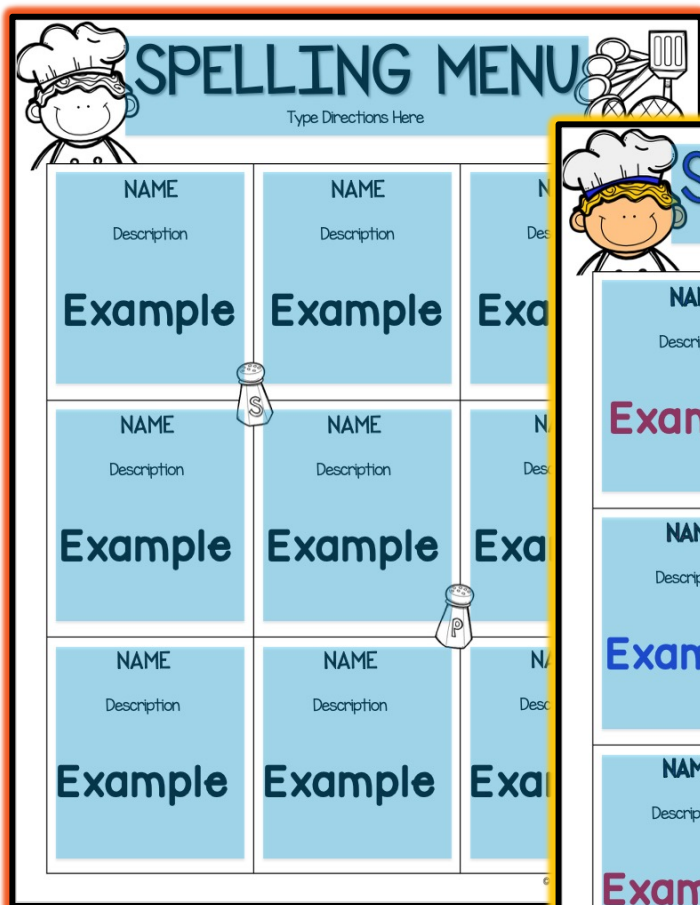
## Use it for...

✓ Spelling homework  
✓ Literacy centers

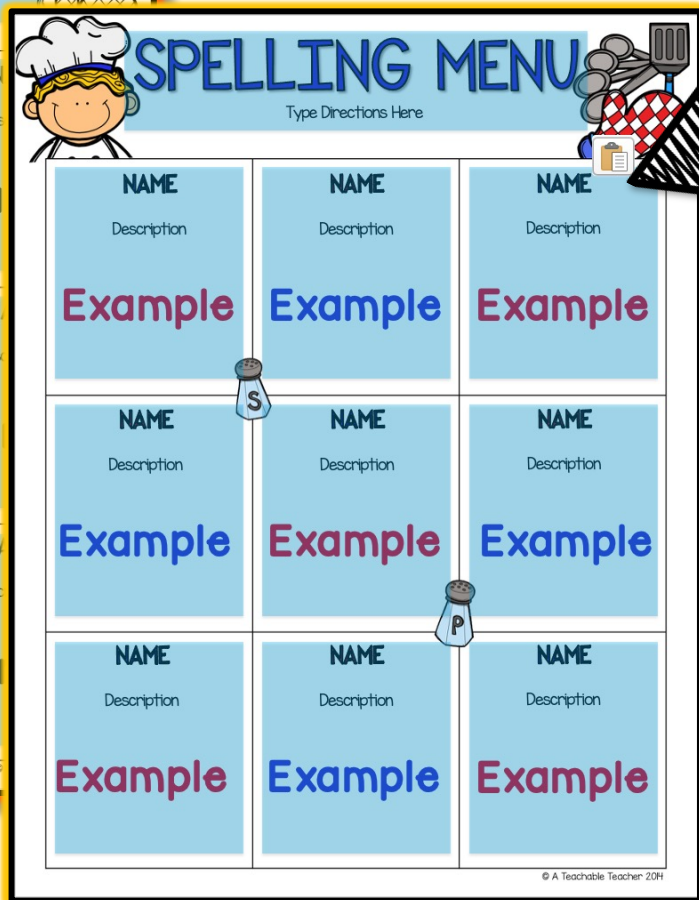
✓ Morning work  
✓ Word work

# Fully Editable in PowerPoint

- ✓ Type your own words/activities
- ✓ Change directions to fit your needs
- ✓ Teacher directions included




Blue highlighted parts are 100% editable





# Make Spelling Homework Easy & Fun!

- ✓ Printable & editable
- ✓ Teacher directions included
- ✓ Easy to prep
- ✓ Print & go today



Click *Add to Cart* & give your students a fun & engaging way to practice spelling!

**SPELLING MENU**  
homework practice  
1st - 3rd Grade

**SPELLING MENU**  
Any time you are assigned a spelling activity, you can choose an activity below. Please complete the activity on a separate sheet of paper. You may only complete each activity once in a given week.

**PHONICS PATTERN**  
Write your spelling words and color or underline the phonics pattern. Use the patterns to write two new words!  
cook  
look

**ALPHABETICAL**  
Write all of your spelling words in alphabetical order. Be sure to double check your words!  
bowl  
mix  
spoon

**COMPUTER WORK**  
Type all of your spelling words on a computer or tablet. Be sure to proof your words!  
bowl  
mix  
spoon

**STORY MAKER**  
Write a story and use 5 of your spelling words. Make sure you have at least 5 sentences.  
Once upon a time I met a chef. He had a special menu for dinner. He fed me soup in a bowl.

**LETTER TYPE**  
Write each of your spelling words in a sentence. Don't forget capitals and periods!  
chef  
Please pass the salt.

**SENTENCES**  
Write each of your spelling words in a sentence. Don't forget capitals and periods!  
chef  
Please pass the salt.

**TRIANGLE WORDS**  
Turn all of your spelling words into triangles by adding one letter to each word.  
b  
o  
v  
o  
v  
e  
n

**MAKE-A-RHYME**  
Write all of your spelling words in a sentence. Then write one word next to each other. If they don't rhyme, write another word next to it.  
mit - kit  
salt - malt  
spoon - moon

**RAINBOW WORDS**  
Write all of your spelling words in a sentence. Then write each word in a different color. Use at least three colors.  
bowl

**Editable!**

Created by A Teachable Teacher