


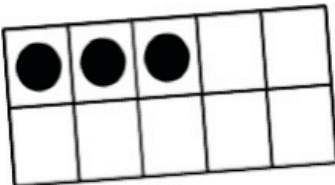
# Number & Ten Frame Flashcards

So  
many  
uses!!!

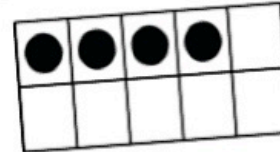
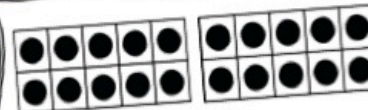
30



8



15



Created by A Teachable Teacher



# Directions

1. Print, preferably on cardstock.
2. Use a paper cutter to cut each page in fourths, creating four flashcards.
3. Laminate for durability.

# Uses

1. Use in small groups/intervention to assess students. You can ask students to: identify each number, match each number with the right ten frame card, arrange the numbers in the correct order, count the ten frames for one-to-one correspondence, show their understanding of greater than/less than, etc.
2. Shuffle number cards, pick one, say it aloud and have students write the number and/or draw the number of objects on a personal white board.
3. Play a memory match game.  
...the sky is the limit!

1

2

PREVIEW

4

29

30

PREVIEW


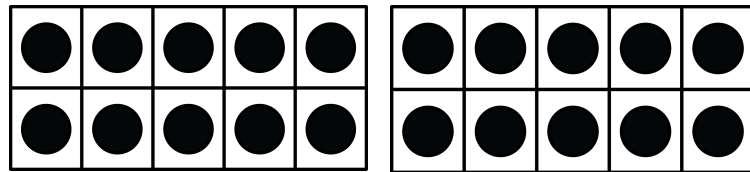
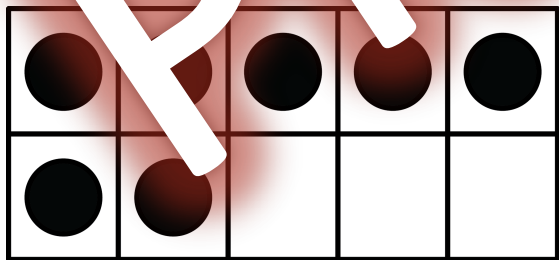
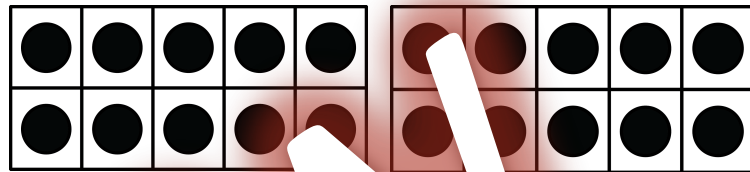
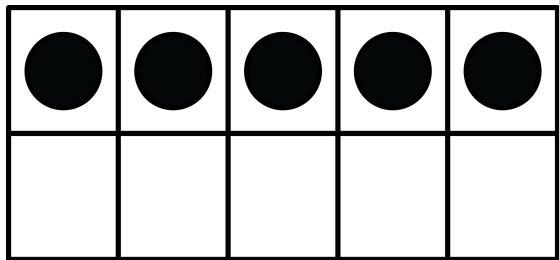

●	●	●	●	●

●	●	●	●	●
●				

●	●	●	●	●
●	●			

●	●	●	●	●
●	●	●		

PREVIEW



PREVIEW