


FINE MOTOR

alphabet practice




clothespin edition

Created by A Teachable Teacher


FINE MOTOR

alphabet practice



Clickable

Table of Contents




**Colored
Wheels**

**Black &
White
Wheels**

clothespin edition

Created by A Teachable Teacher




Cut out the circle. Students will use clothespins and “clip” all pictures that start with the letter.

Tip: For longest use, print on cardstock and laminate.




Cut out the circle. Students will use clothespins and “clip” all pictures that start with the letter.

Tip: For longest use, print on cardstock and laminate.




Cut out the circle. Students will use clothespins and “clip” all pictures that start with the letter.

Tip: For longest use, print on cardstock and laminate.




Cut out the circle. Students will use clothespins and “clip” all pictures that start with the letter.

Tip: For longest use, print on cardstock and laminate.



Cut out the circle. Students will use clothespins and “clip” all pictures that start with the letter.

Tip: For longest use, print on cardstock and laminate.



Cut out the circle. Students will use clothespins and “clip” all pictures that start with the letter.

Tip: For longest use, print on cardstock and laminate.