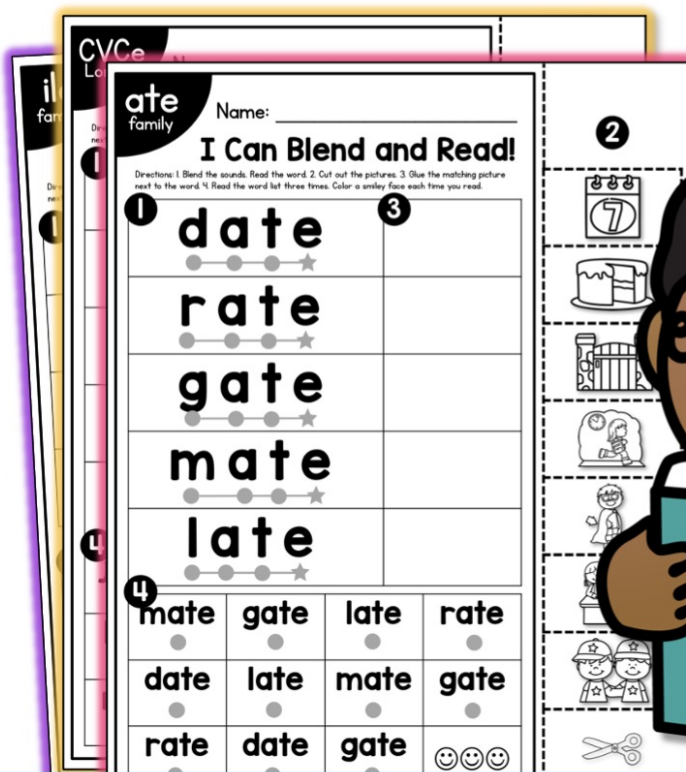


# BLEND and READ

# CVCe WORDS



**100+**  
words



**NO PREP PRINTABLES**

**Created by A Teachable Teacher**



**scroll to see more**

# BLEND TO READ

## CVCe Words

**34 pages included!**

Great resource for small group, whole group, and independent work!

**NO PREP!**

**300+ 5-star reviews!**



# Phonics Skills Covered:

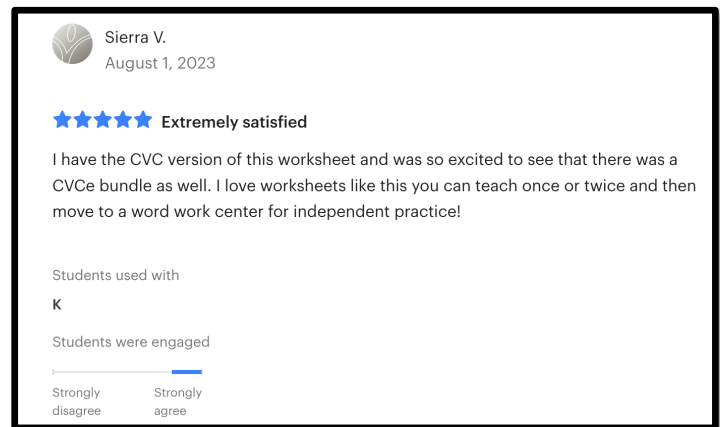
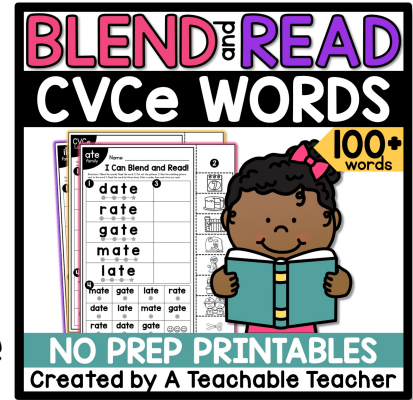
✓ Long A Word Family: -ake -ame  
-ate -ane -ale -ave -age -ace/-ape/-ase

✓ Long I Word Family:  
-ide -ime -ile -ine -ice/-ive -ite/-ike -ipe/-ire

✓ Long O Word Family:  
-ose -one/-obe -ome/-ote -oke/-ode

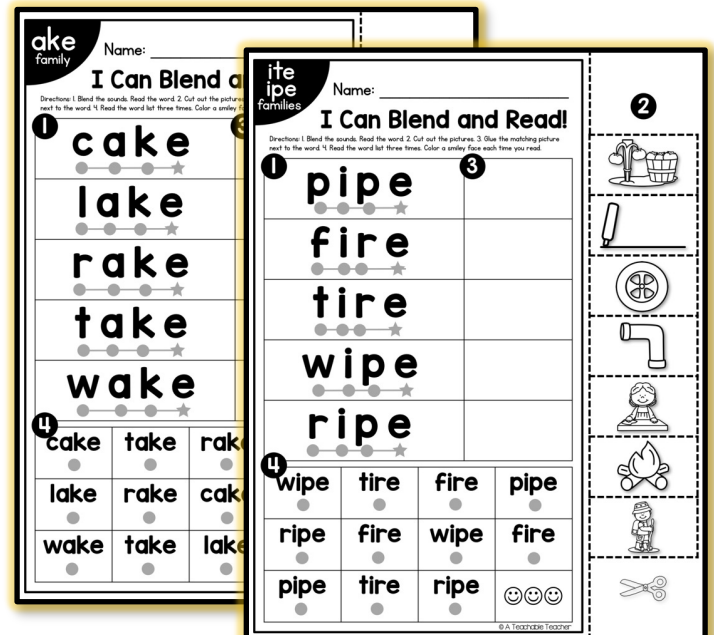
✓ Long U Word Family:  
-une/-ube -ube/-ute

✓ 12 pages of  
Mixed Review!



# Reading Skills Covered:

- ✓ phonics in context
- ✓ building fluency
- ✓ targeted practice



# BLEND & READ

# CVCe Words

pages separated by CVCe sounds

The collage features several worksheets with the following content:

- age family:** Words like cage, page, page.
- ime family:** Words like lime, dim, lime.
- ose family:** Words like rose, nose, mut, e.
- ute ube families:** Words like cute, cube, tube, mute.
- CVCe Long a:** Words like vase, vase, vase, vase, vase, vase.
- CVCe Long i:** Words like kite, kite, kite, kite, kite, kite.
- CVCe Long o:** Words like kite, kite, kite, kite, kite, kite.
- CVCe Long u:** Words like huge, mule, mute, fume, cube.
- ave:** Words like have, have, have, have, have, have.

Each worksheet includes a 'Name: \_\_\_\_\_' field, directions for blending and reading, a word list with dotted lines for tracing, and a matching activity with pictures.

@teachable TEACHER

**NO PREP**

pages with mixed CVCe sounds

# BLEND TO READ

## CVCe Words

skill in corner

ime family

Name: \_\_\_\_\_

### I Can Blend and Read!

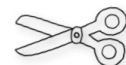
Directions: 1. Blend the sounds. Read the word. 2. Cut out the pictures. 3. Glue the matching picture next to the word. 4. Read the word list three times. Color a smiley face each time you read.

1	time	3
	lime	
	dime	
	mime	

4	lime	dime	mime	time
	dime	lime	time	mime
	lime	time	dime	😊😊😊

numbered directions

2



cut and paste matching picture

point and blend each word

NO PREP

build fluency by reading the targeted skill words and color a happy face each time



# TEACHERS ARE RAVING!



Laura Roggy (TPT Seller)  
July 10, 2023

★★★★★ Extremely satisfied

This package gave my students lots of practice putting together CVCe words and they were confident with each word family at the end of the week.

Students used with  
K



Johanna M.  
May 28, 2023

★★★★★ Extremely satisfied

This resource was great for the students in the Resource Classroom. I love how easy it is to differentiate! Great resource. I will continue to use this resource yearly!

Students used with  
**1st, 2nd, 3rd, 4th grades**  
Primarily students with learning difficulties, on the autism spectrum, and with mild to severe disabilities

Students were engaged

Strongly disagree Strongly agree



Emily Bishop (TPT Seller)  
March 22, 2023

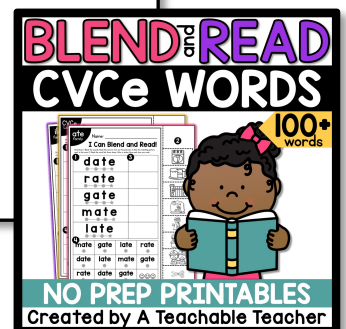
★★★★★ Extremely satisfied

I love this resource! I really like how there are so many ways to understand CVCe words on one paper!! Great variety of worksheets too!

Students used with  
K

Students were engaged

Strongly disagree Strongly agree



# STOP the SEARCH for BLENDED practice!

These are designed for **targeted** phonics practice.

## Blending + reading + fluency for ALL CVCe phonics sounds!

**ine family** Name: \_\_\_\_\_

### I Can Blend and Read!

Directions: 1. Blend the sounds. Read the word. 2. Cut out the pictures. 3. Glue the matching picture next to the word. 4. Read the word list three times. Color a smiley face each time you read.

1 line  
dine  
mine  
vine  
nine

2

3

4

vine	mine	nine
dine	vine	line
nine	dine	vine

© A Teachable Teacher

**CVCe Long i** Name: \_\_\_\_\_

### I Can Blend and Read!

Directions: 1. Blend the sounds. Read the word. 2. Cut out the pictures. 3. Glue the matching picture next to the word. 4. Read the word list three times. Color a smiley face each time you read.

1 dice  
lime  
fire  
bite  
hive

2

3

4

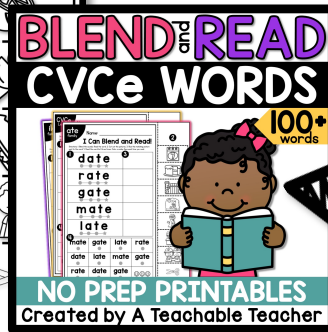
lime	hive	bite	dice
fire	lime	dice	hive
bit	fire	hive	

© A Teachable Teacher

**BLEND and READ**  
**CVCe WORDS**

100+ words

NO PREP PRINTABLES  
Created by A Teachable Teacher



# NO PREP needed!

## The most effective CVCe practice! Just print and go!

**ube une families** Name: \_\_\_\_\_

### I Can Blend and Read!

Directions: 1. Blend the sounds. Read the word. 2. Cut out the pictures. 3. Glue the matching picture next to the word. 4. Read the word list three times. Color a smiley face each time you read.

1 cube  
tune  
dune  
tube

2

3

4

tune	dune	tube
tube	cube	dune
dune	ube	cube

**CVCe Long u** Name: \_\_\_\_\_

### I Can Blend and Read!

Directions: 1. Blend the sounds. Read the word. 2. Cut out the pictures. 3. Glue the matching picture next to the word. 4. Read the word list three times. Color a smiley face each time you read.

1 tune  
mute  
fume  
cube  
fuse


2

3

4

cube	tune	mute	fuse
fume	mute	tune	cube
fuse	tune	mute	

© A Teachable Teacher



**GET THE BUNDLE &  
SAVE \$\$\$\$**

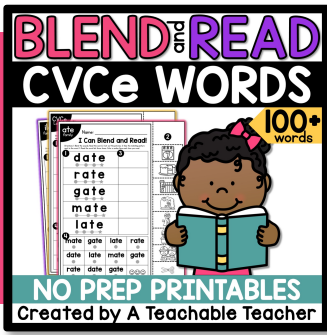
<b>Phonics Skill</b>	<b># of Pages</b>
<b>CVC Words</b>	<b>38</b>
<b>Digraphs</b>	<b>21</b>
<b>Blends</b>	<b>57</b>
<b>Double Final Consonants</b>	<b>8</b>
<b>CVCe</b>	<b>34</b>
<b>Trigraphs</b>	<b>14</b>
<b>Long Vowel Teams</b>	<b>47</b>
<b>Diphthongs</b>	<b>13</b>
<b>Soft/Hard C &amp; G</b>	<b>10</b>
<b>R-controlled Vowels</b>	<b>10</b>

**Bundle TOTALS**

**252 pages**

**SAVE [HERE](#) for the BUNDLE**





# Frequently Asked Questions

Do you have a PDF online version of these materials for online teachers?

I do not have digital versions of these pages at this time. They are only available in a printable PDF.

Is this available in a bundle?

Yes! Each skill is available for purchase in the bundle OR separately.

Are you planning to add more CVCe words to this product?

This product is complete and has all the skills included that will be available.

Are the pages in this resource editable?

The pages in this resource are currently NOT editable.

Do these pages include an answer key?

Since the words are spelled on the page, no answer key is provided. If there are any pictures that are confusing, please don't hesitate to email me for clarity.