


PUMPKIN CARVING



printables and activities
Created by A Teachable Teacher

PUMPKIN CARVING



pumpkin



seed



knife



scoop

How to Carve a Pumpkin



1. Cut off the top.



2. Scoop out the seeds.




3. Draw a face.



4. Cut out the shapes.

Vocabulary and Poster


PUMPKIN CARVING



Emergent Reader

Copy, cut in half, and staple to
assemble.

PUMPKIN CARVING



How To, Sequencing, and
Writing Printables



PUMPKIN CARVING

Name: _____

Pumpkin Seed Estimation

I estimate that
there will be

Name: _____

Roasted Pumpkin Seeds

to 300 degrees.

the seeds and the pulp.

seeds with water in a

Seed Survey

By: _____

I thought a pumpkin seed would taste like

actually taste

Do you like

SEED COUNTING MAT

Put 10 real seeds inside
each seed on this mat to
know when you have 100!

layer
for

Pumpkin Seed
Counting, Recipe and Survey

actually taste