

I SPY

MAGIC




WORDS

A fun way to practice
CVCe words!

Created by A Teachable Teacher

So, How does it work?

1. Print the pages. Put them in a plastic sleeve and give students an Expo marker if you want to save paper!
2. Students use a magnifying glass to find the hidden (small font) cvce words in the "magic" pictures.



3. On the right, students write down each word they find. There are 10 hidden words.
4. Once they have written all the words down, they read their list three times for fluency. Then, they can color the picture!

Name _____

Spy, Read, Write

Directions: Search for words. Read each word, then write it down. When you are done, read your list three times. Then color the picture!

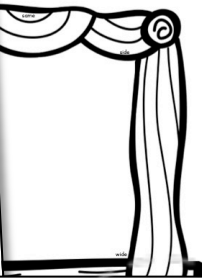


1. _____
 2. _____
 3. _____
 4. _____
 5. _____
 6. _____
 7. _____
 8. _____
 9. _____
 10. _____

Name _____

Spy, Read, Write

Directions: Search for words. Read each word, then write it down. When you are done, read your list three times. Then color the picture!



1. _____
 2. _____
 3. _____
 4. _____
 5. _____
 6. _____

Name _____

Spy, Read, Write

Directions: Search for words. Read each word, then write it down. When you are done, read your list three times. Then color the picture!



1. _____
 2. _____

Name _____

Spy, Read, Write

Directions: Search for words. Read each word, then write it down. When you are done, read your list three times. Then color the picture!




1. _____
 2. _____
 3. _____
 4. _____
 5. _____
 6. _____
 7. _____
 8. _____

Name _____

Spy, Read, Write

Directions: Search for words. Read each word, then write it down. When you are done, read your list three times. Then color the picture!




1. _____
 2. _____
 3. _____
 4. _____
 5. _____
 6. _____
 7. _____
 8. _____
 9. _____
 10. _____

Name _____

Spy, Read, Write

Directions: Search for words. Read each word, then write it down. When you are done, read your list three times. Then color the picture!



1. _____
 2. _____
 3. _____
 4. _____
 5. _____
 6. _____
 7. _____
 8. _____
 9. _____
 10. _____

Name _____

Spy, Read, Write

Directions: Search for words. Read each word, then write it down. When you are done, read your list three times. Then color the picture!



1. _____
 2. _____

Name _____

Spy, Read, Write

Directions: Search for words. Read each word, then write it down. When you are done, read your list three times. Then color the picture!




1. _____
 2. _____
 3. _____
 4. _____
 5. _____
 6. _____
 7. _____
 8. _____
 9. _____
 10. _____

Name _____

Spy, Read, Write

Directions: Search for words. Read each word, then write it down. When you are done, read your list three times. Then color the picture!



1. _____
 2. _____
 3. _____
 4. _____
 5. _____
 6. _____
 7. _____
 8. _____
 9. _____
 10. _____

Name _____

Spy, Read, Write

Directions: Search for words. Read each word, then write it down. When you are done, read your list three times. Then color the picture!



1. _____
 2. _____
 3. _____
 4. _____
 5. _____
 6. _____
 7. _____
 8. _____
 9. _____
 10. _____

Click on the picture for
More
Magic @
fun!



I Spy CVC Words



Looking for more
I Spy Activities?

Click on the picture for
seasonal CVC practice!

through the year!