

PHONICS*BASED WRITING

blends & digraphs

29 pages



Perfect for K-1st

Created by A Teachable Teacher



29 writing prompts included



Strengthen phonics skills with beginning blends & digraphs while integrating writing practice



Boost phonics fluency & writing




No prep - just print & go

Ideal for Kindergarten, 1st grade,
& intervention

Struggling to Get Students to Apply Phonics in Writing?

- ✓ Many students can *read* the words... but struggle to *write* them
- ✓ These prompts give explicit encoding practice - with structure & support
- ✓ Build writing stamina & fluency while reinforcing phonics
- ✓ Aligned with the Science of Reading
- ✓ NO PREP - just print & go



A worksheet for the 'tr' sound. At the top left is a cartoon girl holding a sign with 'tr'. To the right are four small illustrations: a treasure chest, a trap, a truck, and a tree. Below the illustrations are the words 'treasure', 'trap', and 'truck'. The word 'tree' is written above its illustration. At the bottom, there are several horizontal lines for writing. The text 'Directions: Use the picture clues to write sentences or a story!' is printed above the lines. A small copyright notice '© A. Teachable Teacher 2016' is at the bottom right.



A worksheet for the 'sh' sound. At the top left is a cartoon girl holding a sign with 'sh'. To the right are four small illustrations: a shark, a shadow, a ship, and a sheep. Below the illustrations are the words 'ship' and 'sheep'. The words 'shark' and 'shadow' are written above their illustrations. At the bottom, there are several horizontal lines for writing. The text 'Directions: Use the picture clues to write sentences or a story!' is printed above the lines. A large, thick, black arrow points from the right side of the page towards this worksheet. A small copyright notice '© A. Teachable Teacher 2016' is at the bottom right.

A Closer Look...

Targeted
phonics
skill
displayed

Clipart provides picture
clues for support

Students
trace
skill
words

Name: _____

br

bread

brown

broom

brush

Directions: Use the picture clues to write sentences or a story!

I see a lot of brown.

First, the bread is brown. Next, the broom is brown.

Last, the brush is brown.

© A Teachable Teacher 2015

Students
write
words,
sentences,
or
stories

Students
highlight
phonics
words
when
done

One page - endless learning!



What Teachers Are Saying...

95+ 5-star reviews!



Little Speech Shop (TPT Seller)

May 21, 2021

★★★★★ Extremely satisfied


This was a fabulous way to extended writing blends!

Students used with

1st, 2nd grades

Primarily students with learning difficulties

Students were engaged



Jennifer K.

February 14, 2021



★★★★★ Extremely satisfied

I love that these line up with the all in one passages that I purchased!

Students used with

2nd grade

Students were engaged



Looking for MORE phonics writing skills?

PHONICS*BASED WRITING
short vowel word families
23 pages
Perfect for K-1st
Created by A Teachable Teacher

PHONICS*BASED WRITING
blends & digraphs
29 pages
Perfect for K-1st
Created by A Teachable Teacher

PHONICS*BASED WRITING
long vowels
17 pages
Perfect for K-2nd
Created by A Teachable Teacher

PHONICS*BASED WRITING
diphthongs & r-controlled vowels
23 pages
Perfect for 1st-2nd
Created by A Teachable Teacher

Get all 4 phonics-based writing units + exclusive Soft/Hard C&G prompts (only available in this bundle) at a discounted bundle price!

Click [HERE](#) & start integrating writing + phonics with these 96 writing pages today!

PHONICS*BASED WRITING BUNDLE
all phonics skills
95+ pages
Created by A Teachable Teacher