

SNOWMAN

writing activities





How to Build A Snowman


Author: _____

name: _____

Compare and Contrast


Snowmen	Both	Kids
		

Name: _____








If snowmen went to school

name: _____




Color, cut and glue to make a picture. Then write a sentence about your picture.

Created by A Teachable Teacher

SNOWMAN

writing activities


















SNOWMAN


writing activities

Snowman vocabulary


Name: _____

Snowman Words				
 head	 eyes	 nose	 mouth	 arm
 hat	 scarf	 mitten	 muffs	 buttons
 hat	 scarf	 mitten	 muffs	 buttons

writing starters

 If snowmen went to school

Dear Frosty,



Sincerely,

graphic organizers

name _____

Snowmen

are have can

How to Build a Snowman by _____

name _____

Cut and glue the words to label the snowman.

Compare and Contrast

Snowmen Kids

Both

publishing pages

Author: _____

Author: _____

Author: _____

SNOWMAN

writing activities



Works with any snowman theme



Low prep



Festive and engaging



Supports creative writing



Ideal for before/after Winter Break



Makes a fun seasonal writing center



Use it year after year!