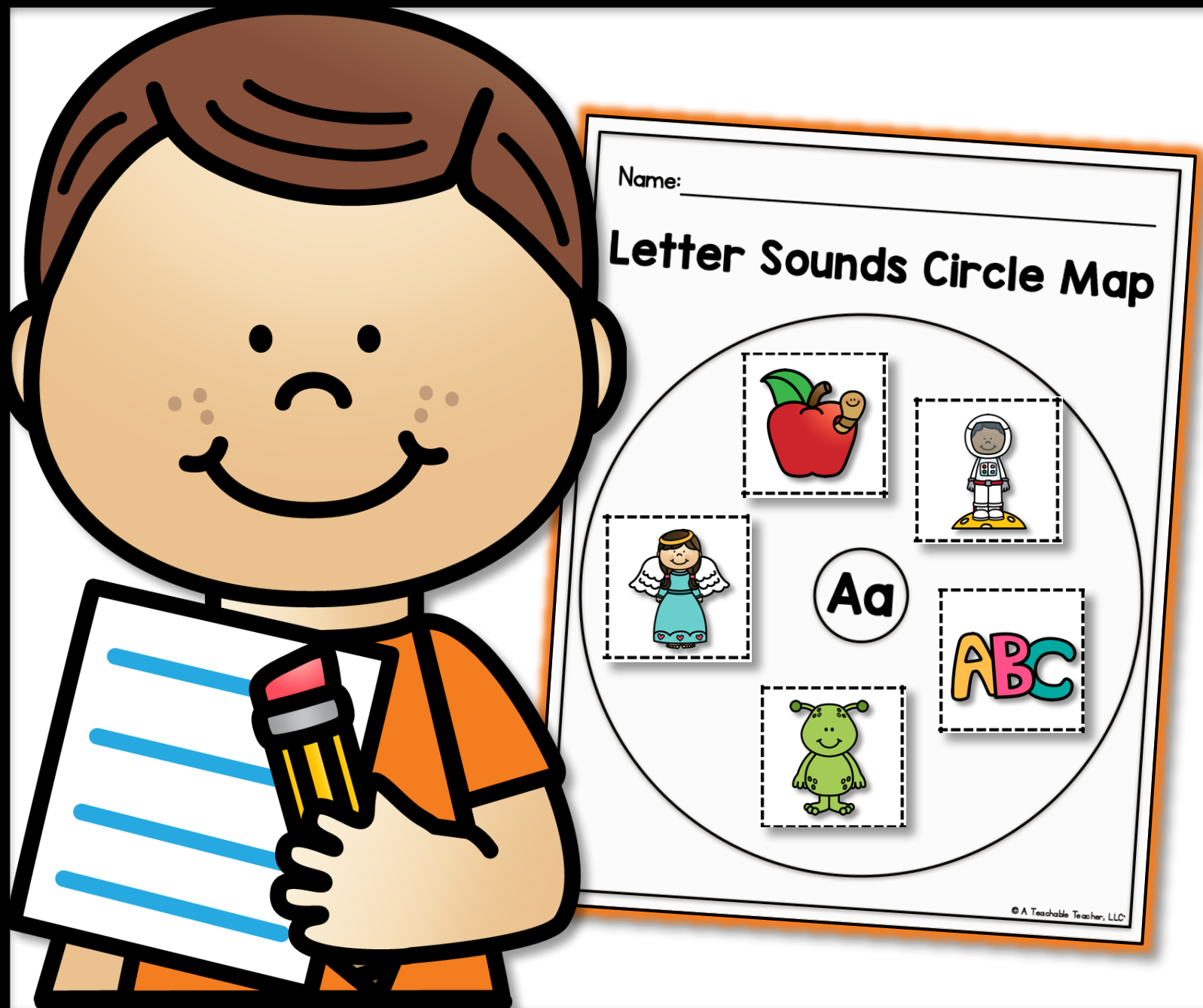


# LETTER SOUNDS

## circle maps




for every letter of the alphabet

Created By A Teachable Teacher


# LETTER SOUNDS

## circle maps

half page



full page



for every letter of the alphabet


Name: \_\_\_\_\_

# Letter Sounds Circle Map



# Letter Sounds Circle Map - Aa


Directions: Cut out each square. Glue only the matching squares onto your circle map.



© A Teachable Teacher, LLC

# Letter Sounds Circle Map - Aa

Directions: Cut out each square. Glue only the matching squares onto your circle map.



© A Teachable Teacher, LLC



Name: \_\_\_\_\_

# Letter Sounds Circle Map



# Letter Sounds Circle Map - Bb


Directions: Cut out each square. Glue only the matching squares onto your circle map.



© A Teachable Teacher, LLC

# Letter Sounds Circle Map - Bb

Directions: Cut out each square. Glue only the matching squares onto your circle map.



© A Teachable Teacher, LLC

# LETTER SOUNDS

circle maps

answer

&


clipart

key



# Letter Sounds Circle Map - Aa


Directions: Cut out each square. Glue only the matching squares onto your circle map.



© A Teachable Teacher, LLC

# Letter Sounds Circle Map - Bb

Directions: Cut out each square. Glue only the matching squares onto your circle map.



© A Teachable Teacher, LLC