


PRESIDENT'S DAY

kindergarten + no prep

10+ Activities











Name: _____

Directions: Color the number in each box.

9	10		12
14		16	
19		2	
23			
	28		30
31		33	








Name: _____

Directions: Look at the picture. What is it? Listen to the first sound and write it in.

	en		am
	et		in
	at		id
	ox		et

Use the number line to help compare numbers. Color the bigger number blue and the smaller number red.

Smaller?

10		12
10		18
10		4
5		13
13		16
6		10
10		20

0 1 2 3 4 5 6 7 8 9 10 11 12 13 14 15 16 17 18 19 20

Reading & Math

Created by A Teachable Teacher

✓ 18 President's Day worksheets for reading & math

✓ Perfect for February centers or a thematic skills review

✓ No prep - just print & go

✓ Ideal for Kindergarten & 1st grade

What's Included

- ✓ 13 printable worksheets for reading
- ✓ 5 printable worksheets for math
- ✓ Engaging & thematic pages for President's Day
- ✓ Activities support phonics, writing, & number sense


Name: _____

Compare and Contrast

Abraham Lincoln

Both

George Washington



Name: _____

Directions: Count and write the missing number in each blank.

Help Abe COUNT

9	10		12	
14		16		18
	19		21	22
23				26
	28			30
31		33		




Phonics & Early Literacy Activities

Build phonemic awareness
with fun & thematic
phonics practice!


Color Words

Name: _____


-at family words


 blue

-ap family words

 black

-am family words


 brown




Color by Word Family

Name: _____


-en family words

 black

-et family words

 blue

-ed family words




Name: _____

Directions: Write the short a words next to President Lincoln and the short e words next to President Washington.

Sort by Word Family

mat	set	lap	pen	can
wed	sad	ten	pad	
red	tan	fed	pan	pet









Short A Short E



Name: _____

Directions: Look at the picture. What is it? Listen to the first sound and write it in.

The 1st Sound for the 1st President

	en		am
	et		in
	at		id
	ox		et

Name: _____

Directions: Cut out the letters below and build words. Then write your words on the lines below.

Let's Make Words!

1. pet 7. _____

2. _____ 8. _____

3. _____ 9. _____

4. _____ 10. _____

5. _____ 11. _____

6. _____ 12. _____

P r e s i d e n t D a y

Perfect for morning work,
small groups, or centers!


Reading & Writing Practice

Practice informative writing, labeling, & themed vocabulary!

Name: _____

Compare and Contrast


Abraham Lincoln



Both

Name: _____


Presidents...



are

have

Name: _____



Author: _____

If I were president

Author: _____

Name: _____

Write the Room

- _____
- _____
- _____
- _____
- _____
- _____







Name: _____

Write the Room

- _____







Write the Room

Print out the cards below (in color or black and white). Then cut and leave around the room. Students walk through the room with their list and write the words as they find them!

 bell	 George Washington
 Abraham Lincoln	 U.S. Capitol
 Presidents	 Flag

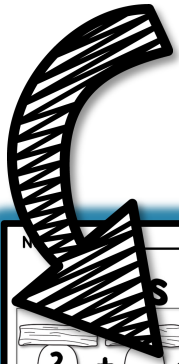
Write the Room

Print out the cards below (in color or black and white). Then cut and leave around the room. Students walk through the room with their list and write the words as they find them!

 bell	 George Washington
 Abraham Lincoln	 U.S. Capitol
 Presidents	 Flag















Math Activities


Practice number sense with hands-on, patriotic math fun!




Directions: Use the number line to count how many more bells you need to make ten.

Make TEN

 +  = 10	 +  = 10
 +  = 10	 +  = 10
 +  = 10	 +  = 10
 +  = 10	



 blue


Bigger o

Name: _____

Directions: Count and write the missing number in each blank.

Help Abe COUNT



9	10		12	
14		16		18
	19		21	22
	23			26
		28		30













[illegible]

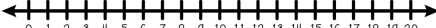
Name: _____

Directions: Use the number line to help you compare numbers. Color the bigger number blue and the smaller number red.

 blue  red

Bigger or Smaller?

1  4	20  12
8  7	15  18
3  9	14  4
5  2	13  16
6  11	10  20



0 1 2 3 4 5 6 7 8 9 10 11 12 13 14 15 16 17 18 19 20

Name: _____

Directions: George Washington needs your help! Count by 5's to get to 100!

FIVES to 100

5				



100

© 2003 by Linda Ward Beech

Builds number sense, counting, & early addition skills

Everything You Need for President's Day Learning!



Print-and-go activities that save time & keep students engaged



No prep required



Aligned with Kindergarten standards



Supports phonics + math skills



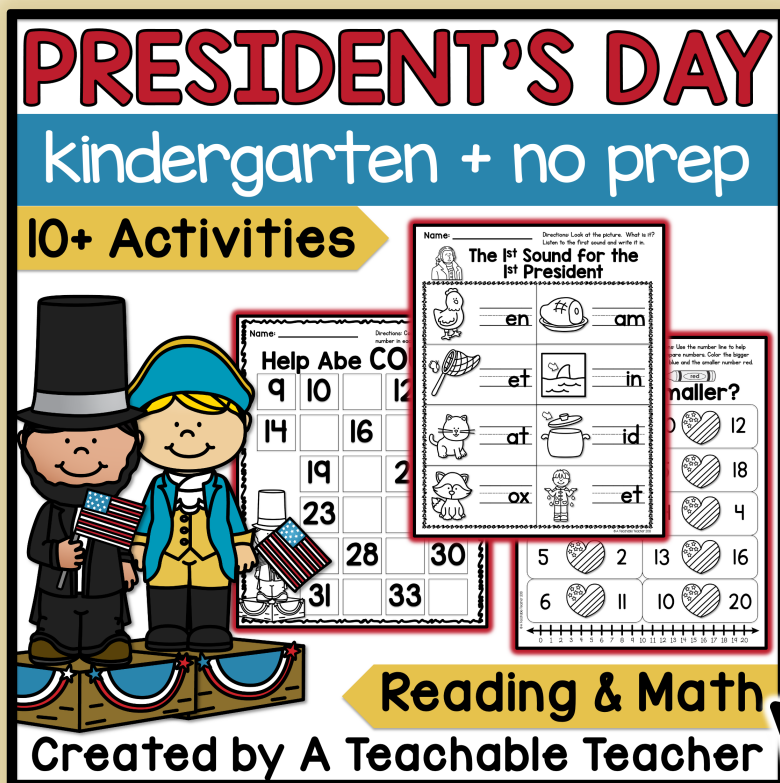

Themed & engaging for February



Great for centers, sub plans, or independent work

Ready to Make President's Day Fun & Engaging?

- ✓ 18 no prep President's Day worksheets
- ✓ Reading & math practice
- ✓ Supports phonics, writing, & number sense
- ✓ Perfect for Kindergarten & 1st grade



Click *Add to Cart* & get everything you need to keep students learning about President's Day!

