

Back to School Night Donation Board



 100% editable to fit your classroom needs


 Teacher directions included for easy prep

 Perfect for back-to-school night, meet the teacher, or open house

Everything You Need to Create an Adorable & Functional Donation Board!

 2 ready-to-use bee-themed posters
-Fun & welcoming messages to encourage giving!

 1 editable poster
-Make it say whatever you want - it's fully customizable!

 Editable bee supply cards
-Type in your own classroom supply needs - print as many as you want!

 Clear, step-by-step teacher directions
-Set up in 10 minutes or less - no guesswork required!

Perfect way to ask parents for help in your classroom!

Yes - It's Editable in PowerPoint! It's So Simple!



Bee
Helpful!

Here are some
things our class
will need.







Bring them in,
help us succeed!

Type directly into
the poster &
cards templates.
No extra
software or tech
skills needed!



Everything
highlighted in
blue is
editable to fit
your needs!



 type here	 type here
 type here	 type here
 type here	 type here

Set Up In Minutes - Watch the Donations Roll In!

Print the posters & supply cards, display them on a board or table, & invite families to help support your classroom!





Easy-to-Follow Teacher Directions

The teacher directions include how to edit, print, & set-up.

Directions


Decide which poster you would like to use. Print it!




Decide what supplies you would like donated.

- Type them into the blank supply cards slide.
- If you need more pages, click on the slide and press control +d (or command+d if you're on a Mac). That will duplicate the slide so you can have as many pages as needed!
- Print the slides/supply cards.

Use a paper cutter to cut the cards. They are easy cut, no border lines, just light gray guides with only 3 cuts per page!



white copy paper



sticks

Tape the sign and cards to your whiteboard or push pin them to a bulletin board. *See an example arrangement on cover page!

Personally, I used this board during our Parent Information Night (PIN), but it can be used at Open House, Back to School Night, Meet the Teacher, etc.! I hope it helps you bring in a lot of classroom necessities!

Grab It, Print It, Use It Tonight!



Editable in PowerPoint for your unique classroom needs



Engaging, fun bee-themed



Fast to prep with clear directions



A proven way to get classroom donations

Click *Add to Cart* & take one more thing off your teacher to-do list!

Back to School Night Donation Board

white copy paper

Hand sanitizer

Glue sticks

white copy paper

Bee Helpful!
Here are some things our class will need.
Bring them in, help us succeed!

Expo markers

Post-it notes

Tissue boxes

Post-it notes

Easy & Editable!
Created by A Teachable Teacher