

Read and Match





PHONICS SENTENCES

ab family

Name: _____

I Can Read & Match!

Directions: Circle or highlight the skill words. Read each sentence. Cut and paste the matching picture next to each sentence. Read all of the sentences three times. Color a happy face each time you read.

Do you see the tab on the can?	
He is in the lab .	
The cab is yellow.	
The two girls like to	

20+
pages

CVC Word Families

Created By A Teachable Teacher



scroll to see more

Read and Match

PHONICS SENTENCES

24 pages included!

**Loved by teachers,
students, and parents!**

**Targeted skills +
comprehension!**

**Great for small groups,
whole group, word work,
centers, and so much more!**

NO PREP!



CVC Word Families Included:

✓ -ab

✓ -am

✓ -at

✓ -et

✓ -im

✓ -it

✓ -op

✓ -ug

✓ -ad

✓ -an

✓ -ed

✓ -id

✓ -in

✓ -ob

✓ -ot

✓ -um

✓ -ag

✓ -ap

✓ -en

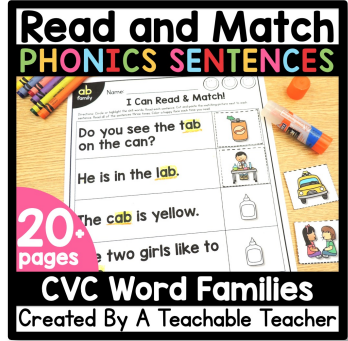
✓ -ig

✓ -ip

✓ -og

✓ -ub

✓ -ut



Sarah M.
April 23, 2023

★★★★★ Extremely satisfied

This is good to use as a center to practice decodable reading without overwhelming the students. They are able to complete this independently and love showing off their reading skills!

Students used with

K

Students were engaged

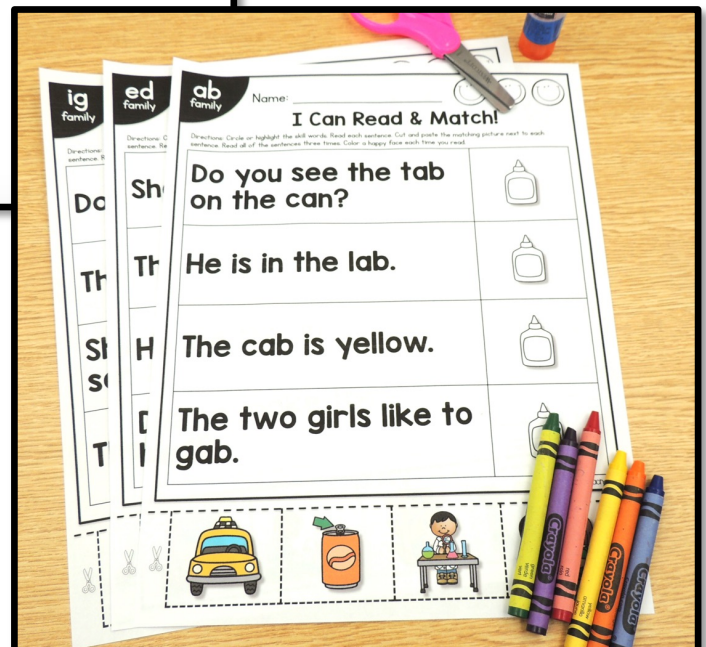
Strongly disagree Strongly agree

Reading Skills Covered:

✓ phonics in context

✓ building fluency

✓ reading comprehension



Read and Match





PHONICS SENTENCES






See it in Action!

ab family Name: _____

I Can Read & Match!

Directions: Circle or highlight the skill words. Read each sentence. Cut and paste the matching picture next to each sentence. Read all of the sentences three times. Color a happy face each time you read.





Do you see the tab on the can?	
He is in the lab .	
The cab is yellow.	
The two girls like to gab .	



    

ab family Name: _____

I Can Read & Match!

Directions: Circle or highlight the skill words. Read each sentence. Cut and paste the matching picture next to each sentence. Read all of the sentences three times. Color a happy face each time you read.





Do you see the tab on the can?	
He is in the lab .	
The cab is yellow.	
The two girls like to gab .	



 

ab family Name: _____

I Can Read & Match!

Directions: Circle or highlight the skill words. Read each sentence. Cut and paste the matching picture next to each sentence. Read all of the sentences three times. Color a happy face each time you read.





Do you see the tab on the can?	
He is in the lab .	
The cab is yellow.	
The two girls like to gab .	

ig family Name: _____

I Can Read & Match!





Directions: Circle or highlight the skill words. Read each sentence. Cut and paste the matching picture next to each sentence. Read all of the sentences three times. Color a happy face each time you read.



She fed the ducks.	
The light	
He led the	
Did he m bed?	

ab family Name: _____

I Can Read & Match!

Directions: Circle or highlight the skill words. Read each sentence. Cut and paste the matching picture next to each sentence. Read all of the sentences three times. Color a happy face each time you read.

Do you see the tab on the can?	
He is in the lab .	
The cab is yellow.	
The two girls like to gab .	

Read and Match

PHONICS SENTENCES

Each Worksheet:

skill identified in the left hand corner

students highlight the targeted skill words

build fluency by reading the page three times

students cut and paste pictures to match the sentences

ab family

Name: _____




I Can Read & Match!

Directions: Circle or highlight the skill words. Read each sentence. Cut and paste the matching picture next to each sentence. Read all of the sentences three times. Color a happy face each time you read.


Do you see the tab on the can?	
He is in the lab .	
The cab is yellow.	
The two girls like to gab .	

© A Teachable Teacher




Read and Match




PHONICS SENTENCES


ab family Name: _____ 

I Can Read & Match!

Directions: Circle or highlight the skill words. Read each sentence. Cut and paste the matching picture next to each sentence. Read all of the sentences three times. Color a happy face each time you read.





Do you see the tab on the can?	
He is in the la	
The cab is ye	
The two girls gab.	






  

en family Name: _____ 


I Can Read & Match!

Directions: Circle or highlight the skill words. Read each sentence. Cut and paste the matching picture next to each sentence. Read all of the sentences three times. Color a happy face each time you read.

The hen has a pen.	
There are two min.	
Ben holds a ten.	
What is in the den?	





    






24
CVC
pages

_____ 

Read & Match!

Directions: Circle or highlight the skill words. Read each sentence. Cut and paste the matching picture next to each sentence. Read all of the sentences three times. Color a happy face each time you read.

_____ sob?	
_____ rob.	
_____ her	
It can bob in the water.	



TEACHERS ARE RAVING!



Adrienne C.
August 3, 2021

★★★★★ Extremely satisfied

I use these during independent centers. They are easy enough for my students to complete independently while still providing an academic challenge.

Students used with

K

Primarily students with learning difficulties, autism spectrum, and are emerging ELs/ ESOLs/ ELLs

Students were engaged



Kooky Kindergarten (TPT Seller)
July 24, 2023


★★★★★ Extremely satisfied

This is EXACTLY what I was looking for. Thanks so much for sharing- it worked great with my kindergarten class!

Students used with

K

Students were engaged



Emily Bishop (TPT Seller)
April 9, 2021

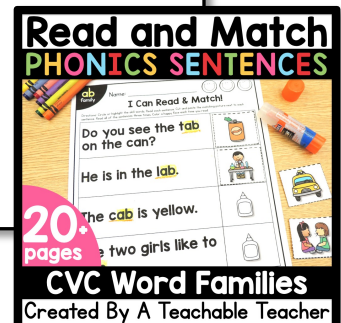

★★★★★ Extremely satisfied

Great resource to use as extra practice or in centers! My students had fun reading sentences and then deciding what picture goes with it. Thanks for a great resource!


Students used with

K

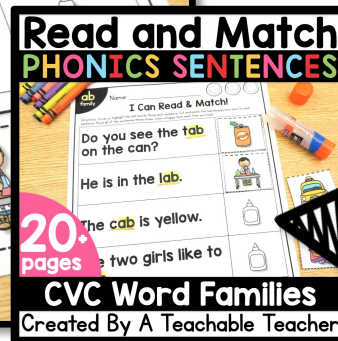
Students were engaged



ENGAGING targeted CVC reading practice!

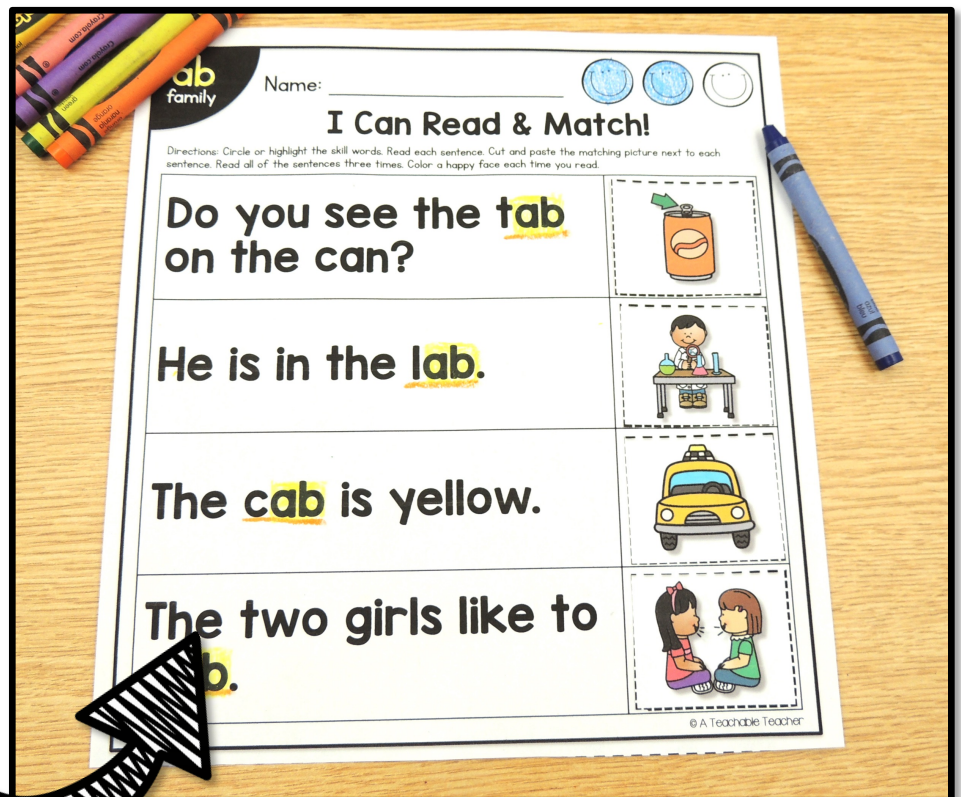


Build reading success with targeted CVC phonics practice in a FUN way, ALL in ONE resource!



NO Prep Needed!

Ready for students to practice CVC word family skill you may need - Just print and go!

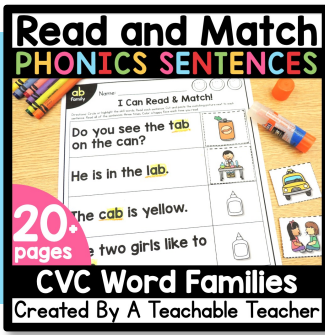




**GET THE BUNDLE &
SAVE \$\$\$\$**

Phonics Skill	# of Pages
CVC Word Families	24
Digraphs	15
Blends	26
Long Vowels	17
Diphthongs	11
R-Controlled Vowels	12
Bundle TOTALS	105 pages

Click **HERE** for the **BUNDLE**



Frequently Asked Questions

Is this an editable resource?

This resource is not editable.

Will you be adding more phonics skills to this resource?

No, this resource is currently complete and I will not be adding more phonics skills.

Is this resource available in an online format?

No, this resource is not uploaded in an online format.

What grade would you recommend using this resource?

Typically the skills taught in this resource span kindergarten and first grade. However, it will vary by school and student.