

WORD FAMILY

letter slides



Word Family Slide

r ug

Name: _____

Directions: Move your letter slide through the -ug family. Read the word. Then write the word under the right picture.

h b d



Created By A Teachable Teacher

WORD FAMILY

letter slides

✓ Short a Word Families:

✓ -at ✓ -ab ✓ -ad ✓ -ag ✓ -am ✓ -an ✓ -ap

✓ Short e Word Families:

✓ -ed ✓ -eg ✓ -en ✓ -et

✓ Short i Word Families:

✓ -id ✓ -ig ✓ -im ✓ -in ✓ -ip ✓ -it

✓ Short o Word Families:

✓ -ob ✓ -od ✓ -og ✓ -om ✓ -op ✓ -ot

✓ Short u Word Families:

✓ -ub ✓ -ud ✓ -ug ✓ -um ✓ -un ✓ -ut

58
pages

WORD FAMILY

letter slides

cut "slider slits" for students to pull their letter slide to make new words within the targeted word family

Word Family Slide

Name: _____

Directions: Move your letter slide through the -ug Family. Read the word. Then write the word under the right picture.

© A Teachable Teacher

kid friendly clip art

5 copies of each letter slide per piece of paper to save on paper


| | | | | | | |
|---|---|---|---|---|---|------------|
| r | m | j | h | b | d | -ug Family |
| r | m | j | h | b | d | -ug Family |
| r | m | j | h | b | d | -ug Family |
| r | m | j | h | b | d | -ug Family |
| r | m | j | h | b | d | -ug Family |

© A Teachable Teacher


students write the word that matches the clipart

WORD FAMILY


letter slides



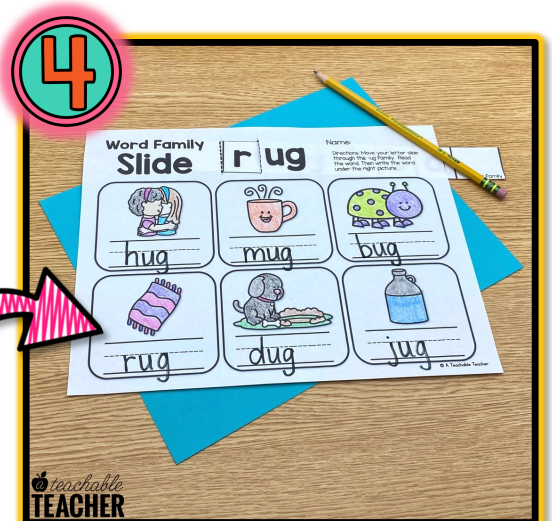
each student gets a worksheet and one strip of letters



fold the top of worksheet in half and snip the dotted lines for the letter strip



students pull the letter strip through the top of worksheet to create new words




students find the matching clipart, write the word, and color


WORD FAMILY

letter slides


Perfect for



early finishers



reviewing CVC word families



fine motor practice

Use year after year!