
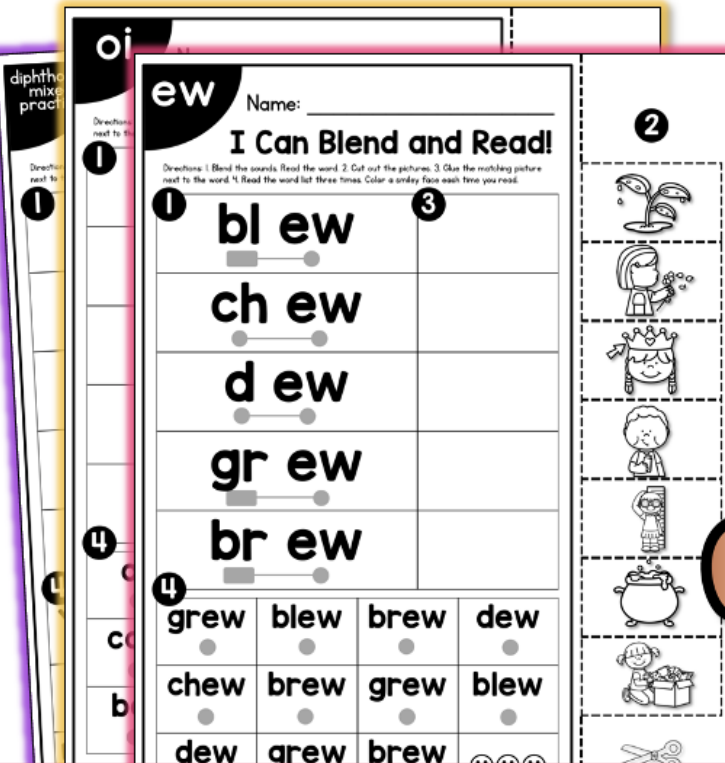


# BLEND<sup>and</sup> READ

## Words with Diphthongs

35+  
words



**NO PREP PRINTABLES**

**Created by A Teachable Teacher**



**scroll to see more**

# BLEND & READ

Words with Diphthongs

**13 pages included!**

Great resource for small group, whole group, and independent work!

**NO PREP!**

Engaging for students!



# Phonics Skills Covered:


## ✓ Diphthongs:

*\*only decodable words used*

✓ ew      ✓ oo  
✓ aw      ✓ au  
✓ ow      ✓ ou  
✓ oi      ✓ oy

# BLEND to READ

## Words with Diphthongs



**NO PREP PRINTABLES**  
Created by A Teachable Teacher



Megan O.  
May 8, 2023


★★★★★ Extremely satisfied

My students enjoyed using this resource and I found it very helpful to review individual diphthongs as well as a comprehensive review.

Students used with  
1st grade


Students were engaged

Strongly disagree      Strongly agree



## Reading Skills Covered:


✓ phonics in context  
✓ building fluency  
✓ targeted practice





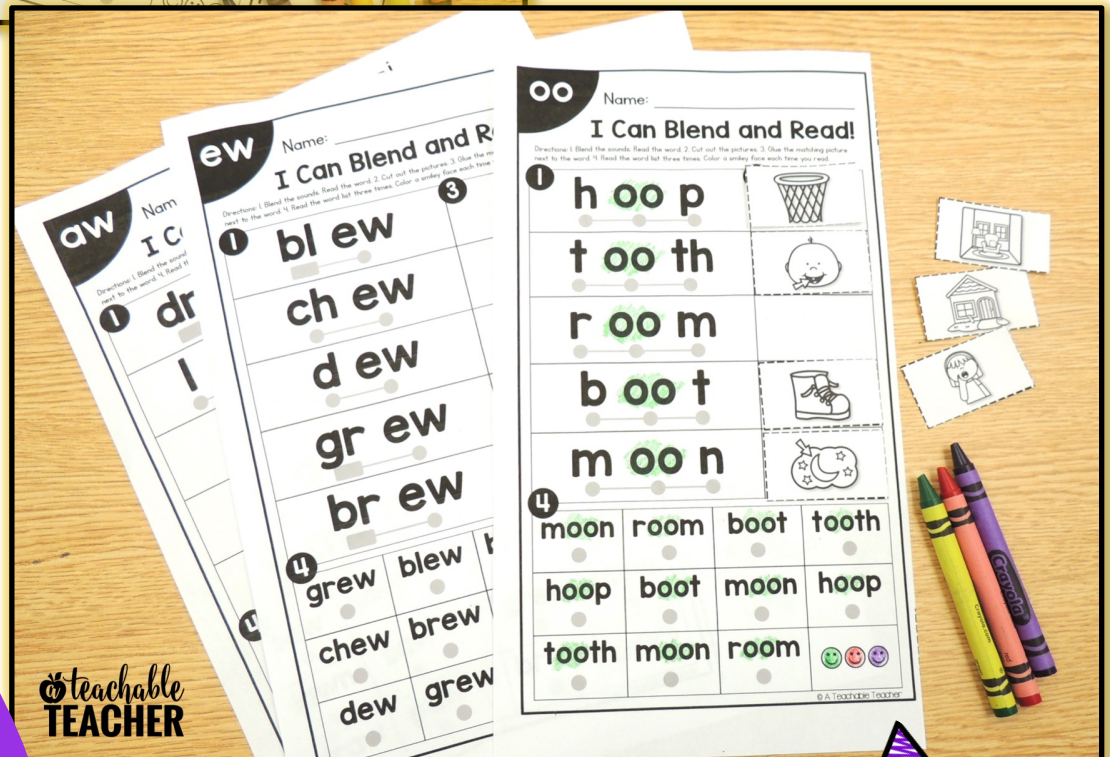

# BLEND & READ

## Words with Diphthongs



**NO PREP**

Students tap each sound, highlight the target skill, and find the matching picture.



See  
it in  
action!

Build fluency by reading each word three times



teachable  
TEACHER

# BLEND & READ

## Words with Diphthongs

skill in  
corner

ew

Name: \_\_\_\_\_

### I Can Blend and Read!

Directions: 1. Blend the sounds. Read the word. 2. Cut out the pictures. 3. Glue the matching picture next to the word. 4. Read the word list three times. Color a smiley face each time you read.

1	bl ew	3	
	ch ew		
	d ew		
	gr ew		
	br ew		
4	grew	blew	brew
	chew	brew	grew
	dew	grew	brew
			😊😊😊

numbered  
directions

2



cut and  
paste  
matching  
picture



point and  
blend  
each  
word

NO PREP

build fluency by reading the  
targeted skill words and color  
a happy face each time



# TEACHERS ARE RAVING!



Corinthian Hughes (TPT Seller)

July 30, 2022

★★★★★ Extremely satisfied

My students enjoyed this activity. It was easy enough to be done independently. I also used it both inside and outside of the classroom.

Students used with

1st grade

Students were engaged



Keeping it Kuehl (TPT Seller)

January 11, 2022

★★★★★ Extremely satisfied

These are so fun and my students love working on these. Great way to support students who are still working on skills from other grades. I want them all!



Amber H.

August 2, 2023

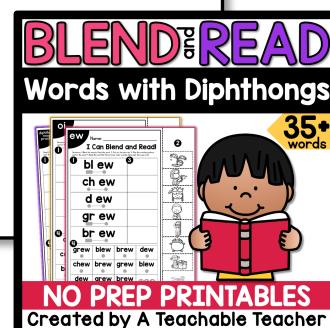

★★★★★ Extremely satisfied

This resource is fabulous! My students were engaged and were able to understand clearly.

Students used with

K

Students were engaged


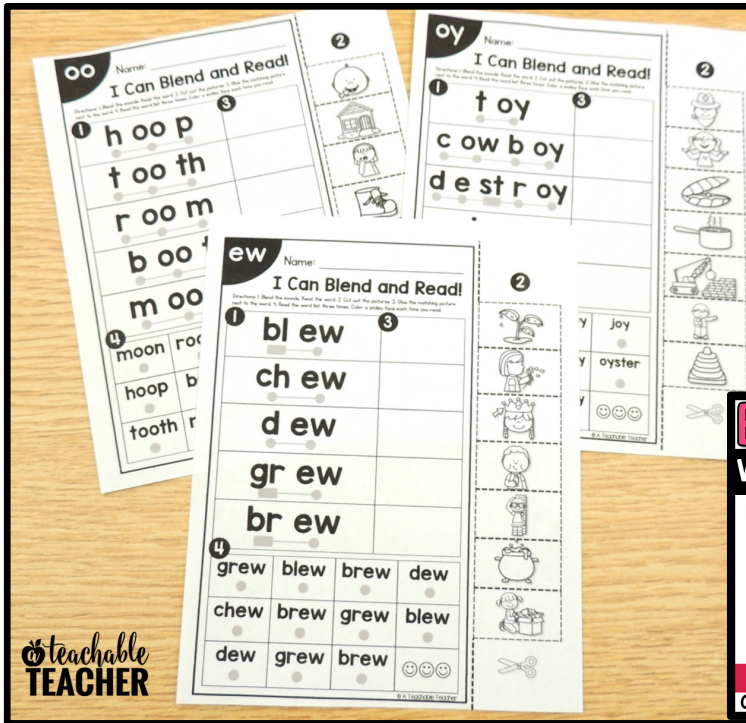




# STOP the SEARCH for BLENING practice!

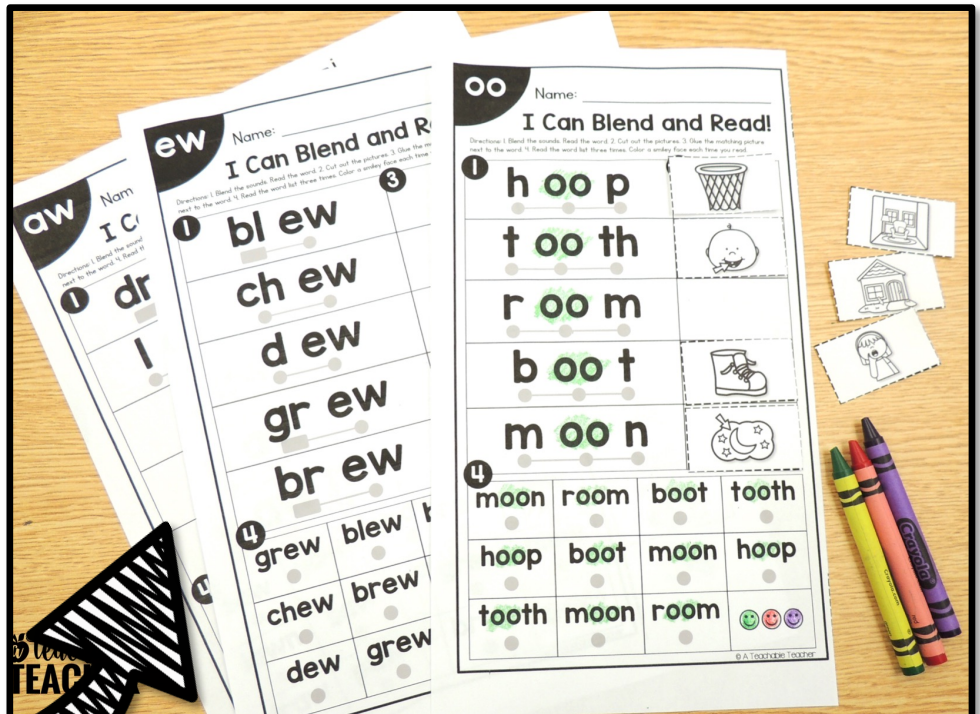
These are designed for **targeted** phonics practice.


**Blending + reading  
+ fluency for  
words with  
diphthongs!**



# NO PREP needed!

**Ready to  
go for  
diphthong  
practice!  
Just print  
and go!**



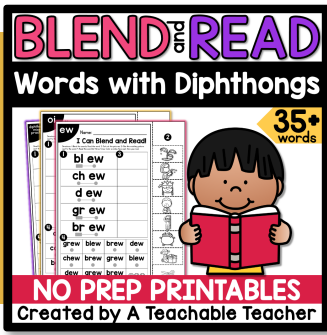


# GET THE BUNDLE & SAVE \$\$\$\$

Phonics Skill	# of Pages
CVC Words	38
Digraphs	21
Blends	57
Double Final Consonants	8
CVCe	34
Trigraphs	14
Long Vowel Teams	47
Diphthongs	13
Soft/Hard C & G	10
R-controlled Vowels	10
<b>Bundle TOTALS</b>	<b>252 pages</b>

## SAVE **HERE** for the **BUNDLE**





# Frequently Asked Questions

Do you have a PDF online version of these materials for online teachers?

I do not have digital versions of these pages at this time. They are only available in a printable PDF.

Is this available in a bundle?

Yes! Each skill is available for purchase in the bundle OR separately.

Are you planning to add more diphthong words to this product?

This product is complete and has all the skills included that will be available.

Are the pages in this resource editable?

The pages in this resource are currently NOT editable.

Do these pages include an answer key?

Since the words are spelled on the page, no answer key is provided. If there are any pictures that are confusing, please don't hesitate to email me for clarity.