

# BLEND and READ

## Words with Blends

175+  
words

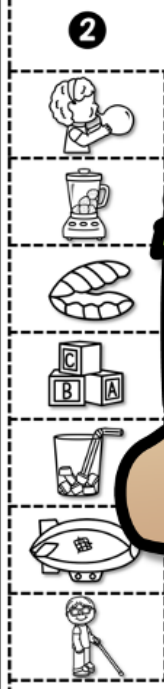
**bl** Name: \_\_\_\_\_  
beg

### I Can Blend and Read!

Directions: 1. Blend the sounds. Read the word. 2. Cut out the pictures. 3. Glue the matching picture next to the word. 4. Read the word list three times. Color a smiley face each time you read.

|   |         |   |
|---|---------|---|
| 1 | bl o ck | 3 |
|   | bl e nd |   |
|   | bl ow   |   |
|   | bl i nd |   |
| 4 | bl i mp |   |

|       |       |       |       |
|-------|-------|-------|-------|
| block | blimp | blind | blow  |
| blend | blow  | block | blimp |



**NO PREP PRINTABLES**

**Created by A Teachable Teacher**



**scroll to see more**

# BLEND TO READ

Words with Blends

57 pages included!

Great resource for small group, whole group, and independent work!

**NO PREP!**

Engaging for students!



# Phonics Skills Covered:

✓ Beginning L Blends:

bl- cl- fl- gl- pl- sl-

✓ Beginning R Blends:

br- cr- dr- fr- gr- pr- tr-

✓ Beginning S Blends:

sc- sk- sm- sn- sp- st- sw-

✓ Ending N Blends:

-ng -nk -nd -nt

✓ Ending L Blends:

-ld -lf -lk -lp -lt

✓ Misc. Ending Blends:

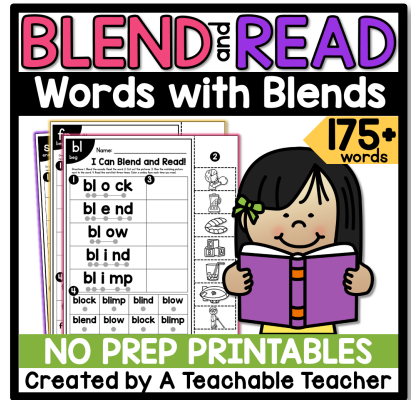
-mp -ct -ft -pt

# Reading Skills Covered:

✓ phonics in context

✓ building fluency

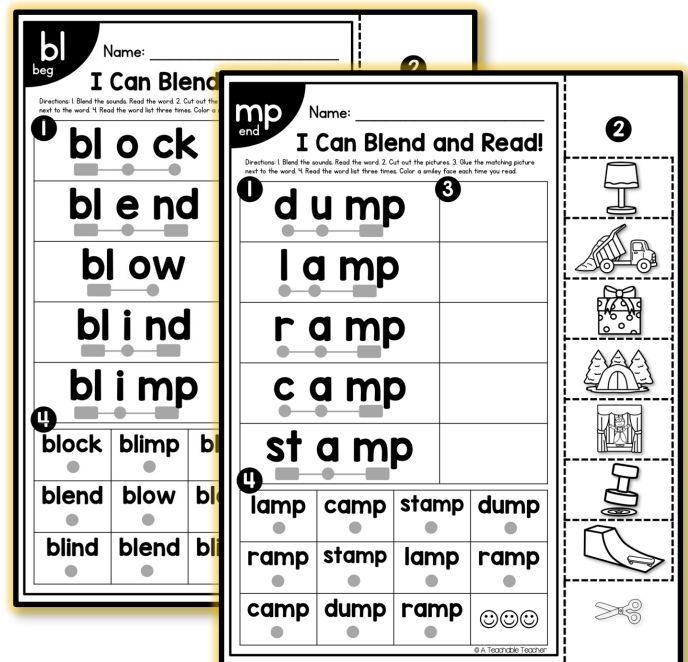
✓ targeted practice



✓ Ending S Blends:

-sk -sp -st

✓ 21 pages of mixed practice



# BLEND TO READ

## Words with Blends

**gl**  
beg

Name: \_\_\_\_\_

### I Can Blend and Read!

Directions: 1. Blend the sounds. Read the word. 2. Cut out the pictures. 3. Glue the matching picture next to the word. 4. Read the word list three times. Color a smiley face each time you read.

|   |           |   |
|---|-----------|---|
| 1 | g l a d   | 3 |
|   | g l o w   |   |
|   | g l o b e |   |
|   | g l u e   |   |
|   | g l a s s |   |

2

4

|      |       |       |      |
|------|-------|-------|------|
| glue | globe | glass | glad |
|------|-------|-------|------|

**mixed**  
beg  
s blends

Name: \_\_\_\_\_

### I Can Blend and Read!

Directions: 1. Blend the sounds. Read the word. 2. Cut out the pictures. 3. Glue the matching picture next to the word. 4. Read the word list three times. Color a smiley face each time you read.

|   |           |   |
|---|-----------|---|
| 1 | s n a i l | 3 |
|   | s t a k e |   |
|   | s k i r t |   |
|   | s m a r t |   |
|   | s w i m   |   |

2

4

|       |       |      |       |
|-------|-------|------|-------|
| skirt | snail | swim | smart |
|-------|-------|------|-------|

beginning  
blends  
and  
mixed  
beginning  
blends  
practice

**ft**  
end

Name: \_\_\_\_\_

### I Can Blend and Read!

Directions: 1. Blend the sounds. Read the word. 2. Cut out the pictures. 3. Glue the matching picture next to the word. 4. Read the word list three times. Color a smiley face each time you read.

|   |           |   |
|---|-----------|---|
| 1 | g i f t   | 3 |
|   | c r a f t |   |
|   | l i f t   |   |
|   | r a f t   |   |
|   | s i f t   |   |

2

4

|       |       |       |      |
|-------|-------|-------|------|
| craft | gift  | raft  | sift |
| lift  | raft  | craft | lift |
| sift  | craft | gift  | 😊😊😊  |

**mixed**  
end  
l blends

Name: \_\_\_\_\_

### I Can Blend and Read!

Directions: 1. Blend the sounds. Read the word. 2. Cut out the pictures. 3. Glue the matching picture next to the word. 4. Read the word list three times. Color a smiley face each time you read.

|   |         |   |
|---|---------|---|
| 1 | b o l t | 3 |
|   | c o l d |   |
|   | m i l k |   |
|   | g o l f |   |
|   | f o l d |   |

2

4

|      |      |      |      |
|------|------|------|------|
| milk | cold | golf | fold |
| bolt | milk | cold | golf |
| fold | bolt | milk | 😊😊😊  |

ending blends and  
mixed ending blends  
practice

NO PREP

# BLEND TO READ

## Words with Blends

skill in corner

gl  
beg

Name: \_\_\_\_\_

### I Can Blend and Read!

Directions: 1. Blend the sounds. Read the word. 2. Cut out the pictures. 3. Glue the matching picture next to the word. 4. Read the word list three times. Color a smiley face each time you read.

|   |          |   |
|---|----------|---|
| 1 | gl a d   | 3 |
|   | gl ow    |   |
|   | gl o b e |   |
|   | gl ue    |   |
|   | gl a ss  |   |

|   |      |       |       |       |
|---|------|-------|-------|-------|
| 4 | glue | globe | glass | glad  |
|   | glow | glue  | glad  | globe |
|   | glue | glass | glow  | 😊😊😊   |

numbered directions

2



cut and paste matching picture

point and blend each word

NO PREP

build fluency by reading the targeted skill words and color a happy face each time



# TEACHERS ARE RAVING!



Donna Glynn Kinderglynn (TPT Seller)

March 28, 2023

★★★★★ **Extremely satisfied**

This is absolutely the best. My kids love it and look forward to doing. Thank you! It is exactly what I was looking for.

Students used with  
K



A Fresh Breath (TPT Seller)

September 16, 2022

★★★★★ **Extremely satisfied**

Great variety of activities for my students who need extra practice with this skill. Easy to print out, get them started, and then have them finish it independently while I work with others.

Students used with

**4th grade**

Primarily students with learning difficulties

Students were engaged

Strongly disagree

Strongly agree



Nicole A.

February 17, 2022

★★★★★ **Extremely satisfied**

I use this for goal work with my students and it helps them flow with the words and they are very engaged during the lesson. They love the picture models!

Students used with


**2nd grade**

Primarily students with mild to severe disabilities

Students were engaged

Strongly disagree

Strongly agree



# STOP the SEARCH for BLENDED practice!

These are designed for **targeted** phonics practice.

Blending + reading +  
fluency for  
beginning and  
ending blend words!

**f**  
beg

Name: \_\_\_\_\_

### I Can Blend and Read!

Directions: 1. Blend the sounds. Read the word. 2. Cut out the pictures. 3. Glue the matching picture next to the word. 4. Read the word let three times. Color a smiley face each time you read.

1 f l o s s 3

2

fl ip

fl y

fl oa t

fl a t

4

|       |      |       |
|-------|------|-------|
| flip  | fly  | flat  |
| floss | flat | fly   |
| float | flip | floss |

**fr**  
beg

Name: \_\_\_\_\_

### I Can Blend and Read!

Directions: 1. Blend the sounds. Read the word. 2. Cut out the pictures. 3. Glue the matching picture next to the word. 4. Read the word let three times. Color a smiley face each time you read.

1 fr o g 3

2

fr ow n

fr ee

fr i zz

fr a m e

4

|       |       |       |       |
|-------|-------|-------|-------|
| frizz | frog  | frown | frame |
| free  | frizz | frame | frog  |
| frown | free  | frog  |       |

© A Teachable Teacher

**BLEND or READ**

Words with Blends

175+ words

NO PREP PRINTABLES  
Created by A Teachable Teacher

# NO PREP needed!

Ready to go  
for beginning  
and ending  
blends  
practice!  
Just print  
and go!

**ct**  
end

Name: \_\_\_\_\_

### I Can Blend and Read!

Directions: 1. Blend the sounds. Read the word. 2. Cut out the pictures. 3. Glue the matching picture next to the word. 4. Read the word let three times. Color a smiley face each time you read.

1 re fle ct 3

2

in se ct

in spe ct

c or re ct

a ct

4

|         |         |         |
|---------|---------|---------|
| reflect | act     | inspect |
| insect  | correct | reflect |
| inspect | act     | correct |

**mixed**  
end blends

Name: \_\_\_\_\_

### I Can Blend and Read!

Directions: 1. Blend the sounds. Read the word. 2. Cut out the pictures. 3. Glue the matching picture next to the word. 4. Read the word let three times. Color a smiley face each time you read.

1 h a lf 3

2

b a ld

w a lk


m e lt

s e lf

4

|      |      |      |      |
|------|------|------|------|
| walk | bald | self | melt |
| half | melt | walk | self |
| bald | half | melt |      |

© A Teachable Teacher



# GET THE BUNDLE & SAVE \$\$\$\$

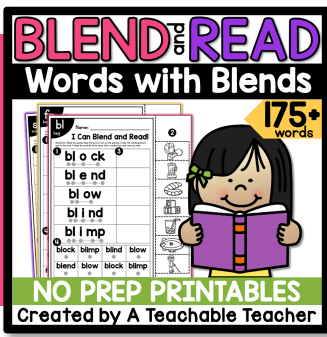
| Phonics Skill           | # of Pages |
|-------------------------|------------|
| CVC Words               | 38         |
| Digraphs                | 21         |
| Blends                  | 57         |
| Double Final Consonants | 8          |
| CVCe                    | 34         |
| Trigraphs               | 14         |
| Long Vowel Teams        | 47         |
| Diphthongs              | 13         |
| Soft/Hard C & G         | 10         |
| R-controlled Vowels     | 10         |

**Bundle TOTALS**

**252 pages**

**SAVE [HERE](#) for the BUNDLE**





# Frequently Asked Questions

Do you have a PDF online version of these materials for online teachers?

I do not have digital versions of these pages at this time. They are only available in a printable PDF.

Is this available in a bundle?

Yes! Each skill is available for purchase in the bundle OR separately.

Are you planning to add more blends to this product?

This product is complete and has all the skills included that will be available.

Are the pages in this resource editable?

The pages in this resource are currently NOT editable.

Do these pages include an answer key?

Since the words are spelled on the page, no answer key is provided. If there are any pictures that are confusing, please don't hesitate to email me for clarity.