

# Snowman Word Families

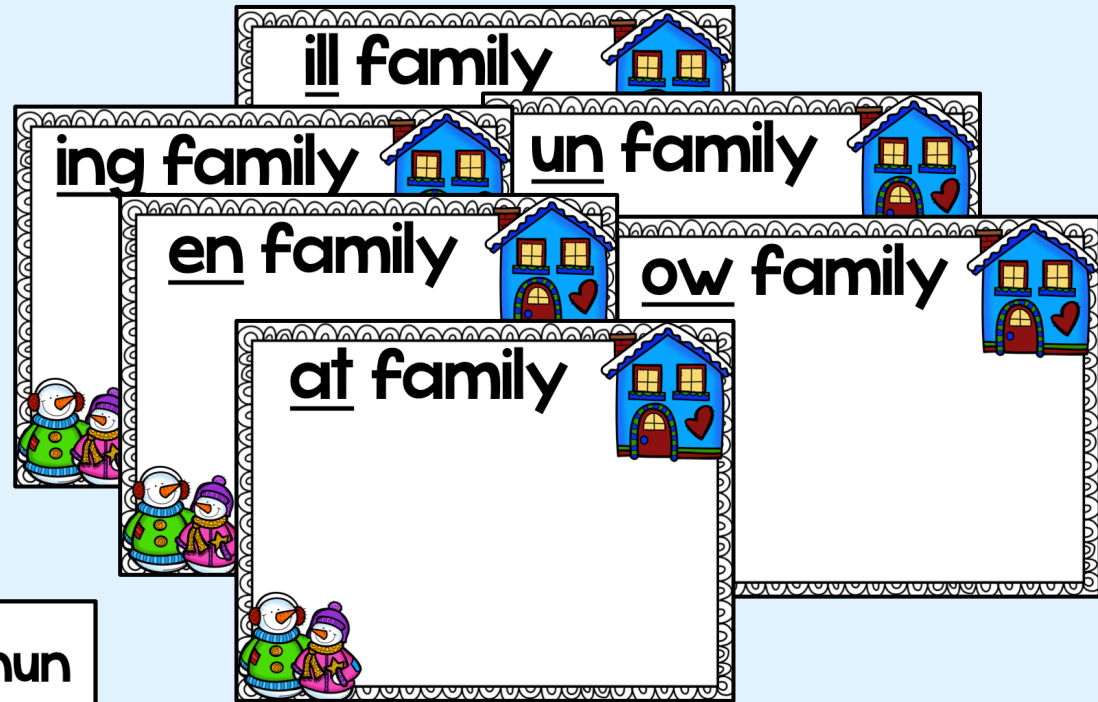
























**\*\*Center Activity\*\***

# Snowman Word Families



22 Word Family Mats

plus \*Editable\*  
mat & Cards  
(powerPoint)



|   |  |  |  |   |   |  |  |
|---|--|--|--|---|---|--|--|
|   |  |  |  bug  |  rug |  nun |  |  |
|  wing |  ring |  bit  | ug   |  pun |   |  |  |
|  thin |  lit  |  bin  |  pin  | run   |   |  |  |
|  kin  |  mit  |  chin |  skin | sun   |   |  |  |
|  pin  |  pit  |  fin  |  tin  |   |   |  |  |
|   |  sit  |  kin  |  win  |   |   |  |  |


175+ "Baby"  
Word Cards

|  |  |
|--|--|
| <br>Name: _____<br>The _____<br>Word Family<br>1. _____<br>2. _____<br>3. _____<br>4. _____<br>5. _____<br>6. _____<br>7. _____<br>8. _____ | <br>Name: _____<br>The _____<br>Word Family<br>1. _____<br>2. _____<br>3. _____<br>4. _____<br>5. _____<br>6. _____<br>7. _____<br>8. _____ |
|--|--|

Word Family List



# Teacher Helper



## How To Use This Center

Decide which word families you would like to use in your center. For example, you can use two short a word families, or two word families with different medial vowels. "Baby" cards are located on the page after the word mat. Some word family cards share a page. Print the word family mat and the "baby" word cards you need. Cut the cards. (Print on cardstock and laminate for durability). Give the students the stack of cards and have them sort the cards onto the correct word mats. Finally, have students fill out the Word Family List (page 40). Students can choose one word family to write (half page), or write both word families (whole page).



Name: \_\_\_\_\_

The it Word Family

1. bit

2. \_\_\_\_\_

3. \_\_\_\_\_

4. \_\_\_\_\_

5. \_\_\_\_\_

6. \_\_\_\_\_

7. \_\_\_\_\_

8. \_\_\_\_\_

## Word Families Included

at, all, ar, ad, ell, en, eep, ent, ip, ing, it, in,  
ill, og, ore, op, ow, ook, ug, un, unk, ump  
PLUS an \*editable\* mat and cards!



# **\*\*Center Activity\*\***

**it family**



hit



fit





bit




kit




**ip family**




flip




chip



tip





rip



Name: \_\_\_\_\_

The **i** Word Family



1. **i** bit

2. \_\_\_\_\_

3. \_\_\_\_\_

4. \_\_\_\_\_

5. \_\_\_\_\_

6. \_\_\_\_\_

7. \_\_\_\_\_

8. \_\_\_\_\_

© A Teacher's Life

## **Snowman Word Families**



fl



rip



chip