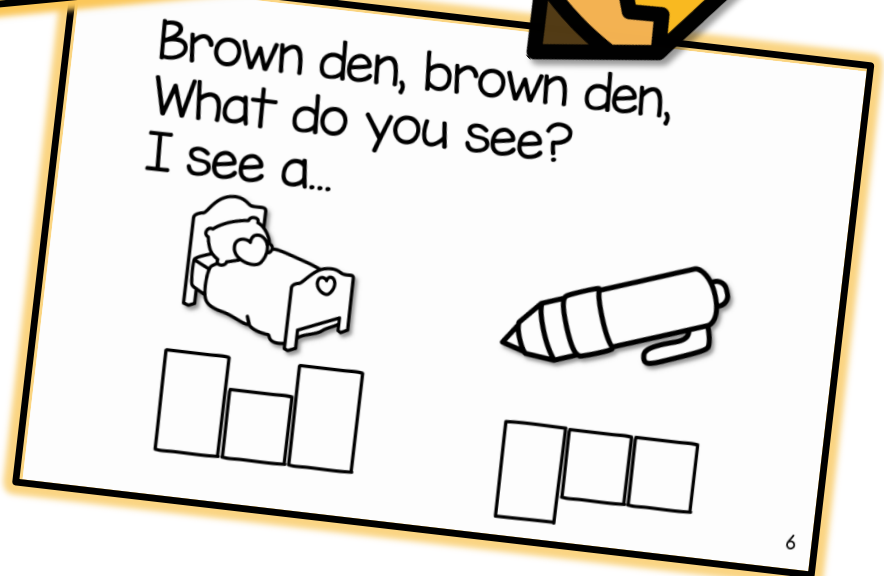


# EMERGENT READER


## short e




Created by A Teachable Teacher



# EMERGENT READER

## short e

 **Short e,  
Short e,  
What Do  
You See?**  
By: \_\_\_\_\_



 **Short e,  
Short e,  
What Do  
You See?**  
By: \_\_\_\_\_

Short e, short e,  
what do you see?



I see a blue  
looking at me. 1

Short e, short e,  
what do you see?



I see a blue  
looking at me. 1

Blue bed, blue bed,  
what do you see?



I see a purple  
looking at me. 2

Blue bed, blue bed,  
what do you see?



I see a purple  
looking at me. 2

Purple pen, purple pen,  
what do you see?



I see a white  
looking at me. 3

Purple pen, purple pen,  
what do you see?



I see a white  
looking at me. 3

White hen, white hen,  
what do you see?



I see a yellow  
looking at me. 4

White hen, white hen,  
what do you see?



I see a yellow  
looking at me. 4

Yellow net, yellow net,  
what do you see?




I see a brown  
looking at me. 5




Yellow net, yellow net,  
what do you see?




I see a brown  
looking at me. 5





Brown den, brown den,  
What do you see?  
I see a...





  

Brown den, brown den,  
What do you see?  
I see a...

   and a .

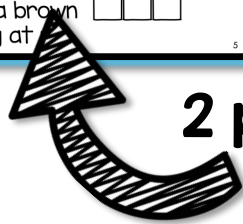
That's what I see! 7

   and a .

That's what I see! 7

8

page reader



2 per page to save  
on paper!

# EMERGENT READER

## short e

### Teacher Helper

- Print book, poster and word bank.
- Book assembly: Copy, cut each page in half, and assemble book according to page numbers. \*Book pages can be printed back to back\*
- Introduce the short vowel sound and CVC words to your students. Use the short vowel poster to review the CVC words that will need to be written in the book. For more of a challenge, do not use the poster.
- Print, cut and provide word banks to EL students and/or students who need extra assistance.
- Model how to complete the book. As students read, they need to look at the picture, say the word, sound it out, and write the CVC word in the correct boxes.
- Once complete, students should color the pictures according to the color word on each page.
- Students can practice reading this book to self, teachers, parents, peers, or even a stuffed animal!
- Happy Teaching!

teacher  
helper

word  
bank

poster



2 per page to  
save on  
paper!

teacher helper, poster, and  
word bank included!

# EMERGENT READER

## short e



**Involves writing and reading**



**Designed for double-sided copies**



**Low prep**



**Picture for every CVC word**



**Color words included in reader**



**Word bank and teacher helper provided**



**Use it year after year!**