

move & master

FLUENCY TABLES



Number Sense 6-10 Name _____

Number Sense 1-5 Name _____

6-10 Name _____

1-5 Name _____

1-4 Name _____

Number Fluency

Let's warm up! Point to each number. Practice the exercises.

1 ●	2 ●	3 ●	4 ●
 arm circles	 marching feet	 silent cheer	 high five

Ready, Set, Go! Read three times. Color a 😊 each time you read.

1	3	2	4	
4		3	1	2
	2	4	3	1
2	1		4	3
3	4	1		4
1	3		2	😊😊😊

© A Teachable Teacher

NUMBERS Edition

Created by A Teachable Teacher

move & master

FLUENCY TABLES

numbers identified in corner so that you can easily find pages you need.





The warm up gives you a chance to practice the skill and movements with your students before they move on to independent practice.

1-4







Name _____

Number Fluency

Let's warm up! Point to each number. Practice the exercises.

1	2	3	4
			
arm circles	marching feet	silent cheer	high five

Ready, Set, Go! Read three times. Color a 😊 each time you read.

1	3	2	4	
4		3	1	2
	2	4	3	1
2	1		4	3
3	4	1		4
1	3		2	😊😊😊

© A Teachable Teacher

All movements can be done sitting or standing, it's up to you!

Students master fluency by reading the table three times, coloring a smiley each time the table is read.

Practice identifying 1-10 fluently!

move & master

FLUENCY TABLES





numbers identified in corner so that you can easily find pages you need.

Number Sense 1-4

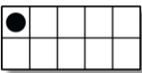







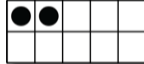















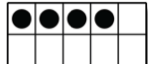

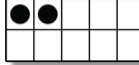



Name _____

Number Sense Fluency

Let's warm up! Point to each number. Practice the exercises.

1	2	3	4
●	●	●	●
			
arm circles	marching feet	silent cheer	high five

Ready, Set, Go! Read three times. Color a 😊 each time you read.

© A Teachable Teacher

The warm up gives you a chance to practice the skill and movements with your students before they move on to independent practice.





All movements can be done sitting or standing, it's up to you!

Students master fluency by reading the table three times, coloring a smiley each time the table is read.







Practice 1-10 number sense fluency!

Number Fluency

Let's warm up! Point to each number. Practice the exercises.









1 ●	2 ●	3 ●	4 ●
 arm circles	 marching feet	 silent cheer	 high five

Ready, Set, Go! Read three times. Color a 😊 each time you read.

1	3	2	4	
4		3	1	2
	2	4	3	1
2	1		4	3
3	4	1		4
1	3		2	😊😊😊

Number Sense Fluency

Let's warm up! Point to each number. Practice the exercises.

<h2>1</h2> 	<h2>2</h2> 	<h2>3</h2> 	<h2>4</h2> 
 <p>arm circles</p>	 <p>marching feet</p>	 <p>silent cheer</p>	 <p>high five</p>

Ready, Set, Go! Read three times. Color a 😊 each time you read.

