

Read and Match

PHONICS SENTENCES

a_e Name: _____

I Can Read & Match!

Directions: Circle or highlight the skill words. Read each sentence. Cut and paste the matching picture next to each sentence. Read all of the sentences three times. Color a happy face each time you read.

I turn the page of the tale .	
They race by the lake .	
Do you like to play the game ?	
She can make a cake .	

© A Teachable Teacher

15+
pages

Long Vowels

Created By A Teachable Teacher



scroll to see more

Read and Match

PHONICS SENTENCES

17 pages included!

**Loved by teachers,
students, and parents!**

**Targeted skills +
comprehension!**

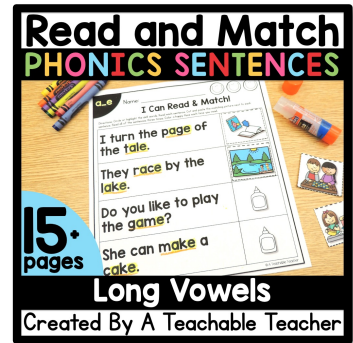
**Great for small groups,
whole group, word work,
centers, and so much more!**

NO PREP!



Long Vowels Included:

- ✓ a_e
- ✓ ea
- ✓ y (long e)
- ✓ igh
- ✓ oa
- ✓ ue
- ✓ ai
- ✓ ee
- ✓ ie
- ✓ y (long i)
- ✓ ow
- ✓ ew
- ✓ ay
- ✓ ie
- ✓ i_e
- ✓ o_e
- ✓ u_e



Madison M.
April 21, 2023

★★★★★ Extremely satisfied

I love using this resource as a way to check for understanding. My students really love doing these and are so excited/proud when they have read the sentences correctly.

Students used with

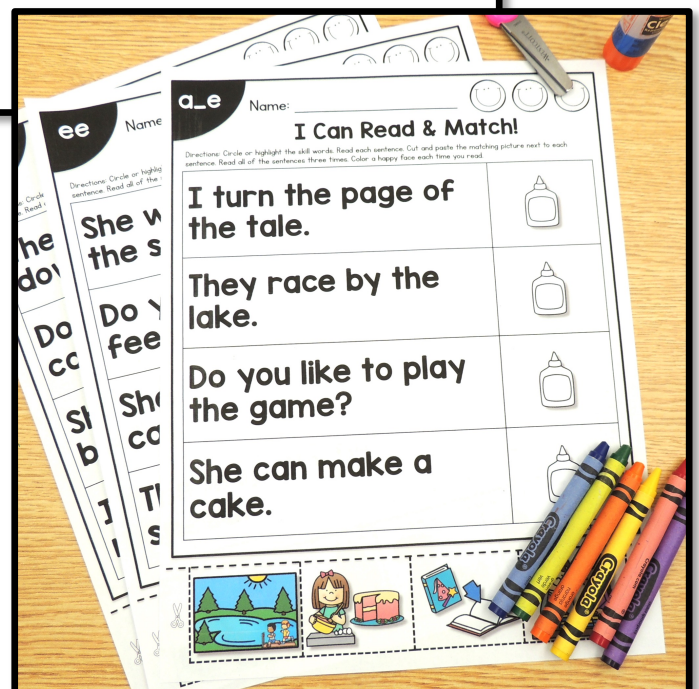
1st grade

Students were engaged

Strongly disagree Strongly agree

Reading Skills Covered:

- ✓ phonics in context
- ✓ building fluency
- ✓ reading comprehension



Read and Match

PHONICS SENTENCES

See it in Action!

ee Name: _____

a_e I Can Read & Match!

Directions: Circle or highlight the skill words. Read each sentence. Cut and paste the matching picture next to each sentence. Read all of the sentences three times. Color a happy face each time you read.

I turn the page of the tale .	
They race by the lake .	
Do you like to play the game ?	
She can make a cake .	

© A Teachable Teacher





Sh
th
D
f
C
Th
sp





a_e Name: _____

I Can Read & Match!

Directions: Circle or highlight the skill words. Read each sentence. Cut and paste the matching picture next to each sentence. Read all of the sentences three times. Color a happy face each time you read.

I turn the page of the tale .	
They race by the lake .	
Do you like to play the game ?	
She can make a cake .	





© A Teachable Teacher


a_e Name: _____

I Can Read & Match!

Directions: Circle or highlight the skill words. Read each sentence. Cut and paste the matching picture next to each sentence. Read all of the sentences three times. Color a happy face each time you read.

I turn the page of the tale .	
They race by the lake .	
Do you like to play the game ?	
She can make a cake .	






© A Teachable Teacher



ee Name: _____

I Can Read & Match!

Directions: Circle or highlight the skill words. Read each sentence. Cut and paste the matching picture next to each sentence. Read all of the sentences three times. Color a happy face each time you read.




She will sweep up the seeds .	
I turn the page of the tale .	
They race by the lake .	
Do you like to play the game ?	
She can make a cake .	


© A Teachable Teacher

oo Name: _____

I Can Read & Match!

Directions: Circle or highlight the skill words. Read each sentence. Cut and paste the matching picture next to each sentence. Read all of the sentences three times. Color a happy face each time you read.

The do fee	
Do cc	
She cat	
The spe	
I ry	



Read and Match

PHONICS SENTENCES

Each Worksheet:

a_e

Name: _____



I Can Read & Comprehend!

Directions: Circle or highlight the skill words. Read each sentence. Cut and paste the matching picture next to each sentence. Read all of the sentences three times. Color a happy face each time you read.

I turn the **page** of the **tale**.



They **race** by the **lake**.



Do you like to play the **game**?



She can **make** a **cake**.




© A Teachable Teacher

skill identified in the left hand corner

students highlight the targeted skill words

build fluency by reading the page three times

students cut and paste pictures to match the sentences



Read and Match

PHONICS SENTENCES

a_e

Name: _____



I Can Read & Comprehend!

Directions: Circle or highlight the skill words. Read each sentence. Cut and paste the matching picture next to each sentence. Read all of the sentences three times. Color a happy face each time you read.

I turn the page of the tale.



They race by lake.

Do you like to play the game?

She can make a cake.



y
long i

Name: _____



I Can Read & Comprehend!

Directions: Circle or highlight the skill words. Read each sentence. Cut and paste the matching picture next to each sentence. Read all of the sentences three times. Color a happy face each time you read.

The sky is blue.



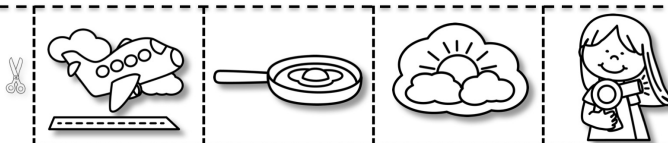
Can you fry an egg?



She can dry her hair.



The plane will fly.



© A Teachable Teacher

I Can Read & Comprehend!

Directions: Circle or highlight the skill words. Read each sentence. Cut and paste the matching picture next to each sentence. Read all of the sentences three times. Color a happy face each time you read.

What is in it?



flower




the



She grew a lot!



© A Teachable Teacher





TEACHERS ARE RAVING!



Evelyn P.
July 5, 2021

★★★★★ Extremely satisfied

I used these worksheets as progress monitoring! Students loved reading the short sentences and matching up the illustrations. Thanks! :)

Students used with

1st grade

Students were engaged



Explain Engage Ignite (TPT Seller)
July 28, 2022

★★★★★ Extremely satisfied


I've been using this tool with my summer tutoring students, mostly 1st graders going to 2nd who are not quite on level. It has been a great resource for them thus far.

Students used with

K

Primarily students with learning difficulties

Students were engaged



Melinda Siber (TPT Seller)
February 8, 2023

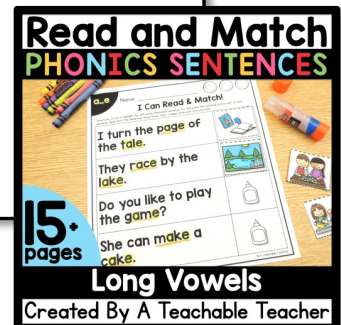
★★★★★ Extremely satisfied

This is a great resource to use with my first grade students!

Students used with

1st grade

Students were engaged



ENGAGING targeted long vowel reading practice!

a_e Name: _____

I Can Read & Match!

Directions: Circle or highlight the skill words. Read each sentence. Cut and paste the matching picture next to each sentence. Read all of the sentences three times. Color a happy face each time you read.

I turn the page of the tale .	
They race by the lake .	
Do you like to play the game ?	
She can make a cake .	

© A Teachable Teacher

Build reading success with targeted long vowel phonics practice in a FUN way, ALL in ONE resource!

Read and Match
PHONICS SENTENCES

15 pages
Long Vowels
Created By A Teachable Teacher

NO Prep Needed!

Ready for students to practice any long vowel skill you may need - Just print and go!

ee Name: _____

I Can Read & Match!

Directions: Circle or highlight the skill words. Read each sentence. Cut and paste the matching picture next to each sentence. Read all of the sentences three times. Color a happy face each time you read.

She will sweep up the seeds .	
I turn the page of the tale .	
They race by the lake .	
Do you like to play the game ?	
She can make a cake .	

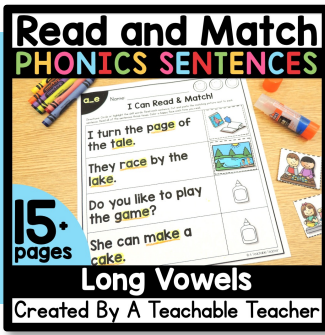
© A Teachable Teacher



**GET THE BUNDLE &
SAVE \$\$\$\$**

Phonics Skill	# of Pages
CVC Word Families	24
Digraphs	15
Blends	26
Long Vowels	17
Diphthongs	11
R-Controlled Vowels	12
Bundle TOTALS	105 pages

Click **HERE** for the **BUNDLE**



Frequently Asked Questions

Is this an editable resource?

This resource is not editable.

Will you be adding more phonics skills to this resource?

No, this resource is currently complete and I will not be adding more phonics skills.

Is this resource available in an online format?

No, this resource is not uploaded in an online format.

What grade would you recommend using this resource?

Typically the skills taught in this resource span kindergarten and first grade. However, it will vary by school and student.