

Read and Match

PHONICS SENTENCES

ck Name: _____

I Can Read & Match!

Directions: Circle or highlight the skill words. Read each sentence. Cut and paste the matching picture next to each sentence. Read all of the sentences three times. Color a happy face each time you read.

She has to pack.	
The duck likes to swim.	
That is the back of her neck.	
The girl is sick.	

© A TEACHABLE TOGETHER

15
pages

Digraphs

Created By A Teachable Teacher



scroll to see more

Read and Match

PHONICS SENTENCES

15 pages included!

**Loved by teachers,
students, and parents!**

**Targeted skills +
comprehension!**

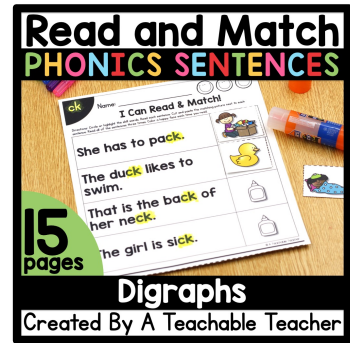
**Great for small groups,
whole group, word work,
centers, and so much more!**

NO PREP!



Digraph Skills Included:

- ✓ ch - beginning
- ✓ sh - beginning
- ✓ th - beginning
- ✓ kn
- ✓ wh
- ✓ ck
- ✓ ick family
- ✓ uck family
- ✓ ch - ending
- ✓ sh - ending
- ✓ th - ending
- ✓ ph
- ✓ wr
- ✓ ack family
- ✓ ock family



Shayanne E.
June 19, 2023

★★★★★ Extremely satisfied

Great independent activity after enough phonics instruction. Really gave me the opportunity to check for understanding. I'd circulate and listen as they "whisper read" their sentences and match appropriately.

Students used with

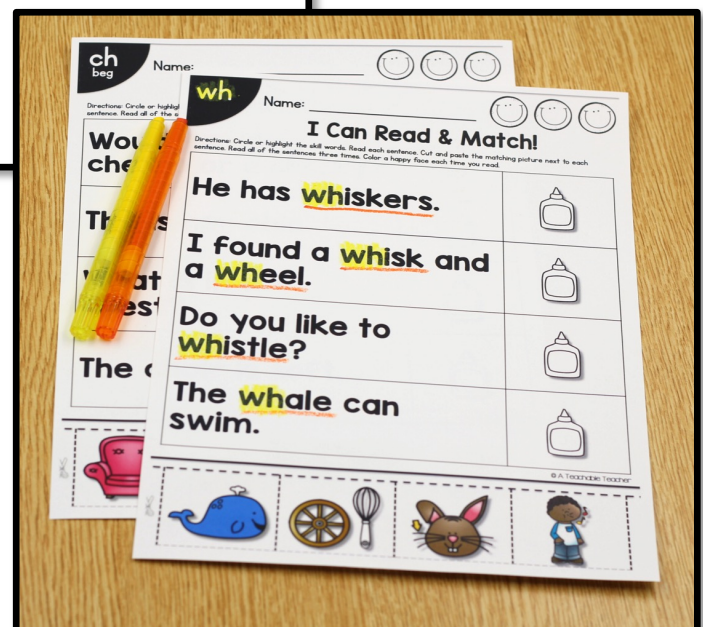
K

Students were engaged

Strongly disagree Strongly agree

Reading Skills Covered:

- ✓ phonics in context
- ✓ building fluency
- ✓ reading comprehension



Read and Match

PHONICS SENTENCES

See it in Action!

ck **wh** **ck** Name: _____

I Can Read & Match!

Directions: Circle or highlight the skill words. Read each sentence. Cut and paste the matching picture next to each sentence. Read all of the sentences three times. Color a happy face each time you read.

W c l	He	She has to pack.	
T l	I	The duck likes to swim.	
V c	D w	That is the back of her neck.	
T s		The girl is sick.	

ck Name: _____

I Can Read & Match!

Directions: Circle or highlight the skill words. Read each sentence. Cut and paste the matching picture next to each sentence. Read all of the sentences three times. Color a happy face each time you read.

		She has to pack.	
		The duck likes to swim.	
		That is the back of her neck.	
		The girl is sick.	

ck Name: _____

I Can Read & Match!

Directions: Circle or highlight the skill words. Read each sentence. Cut and paste the matching picture next to each sentence. Read all of the sentences three times. Color a happy face each time you read.

		She has to pack.	
		The duck likes to swim.	
		That is the back of her neck.	
		The girl is sick.	

wh Name: _____

I Can Read & Match!

Directions: Circle or highlight the skill words. Read each sentence. Cut and paste the matching picture next to each sentence. Read all of the sentences three times. Color a happy face each time you read.

ch beg	He	has whiskers.	
W o c h	I	found a wheel.	
T h	Do	you like to whistle?	
V c	The	who swam.	

ck Name: _____

I Can Read & Match!

Directions: Circle or highlight the skill words. Read each sentence. Cut and paste the matching picture next to each sentence. Read all of the sentences three times. Color a happy face each time you read.

		She has to pack.	
		The duck likes to swim.	
		That is the back of her neck.	
		The girl is sick.	

Read and Match

PHONICS SENTENCES

Each Worksheet:

sh
end

Name: _____



I Can Read & Match!

Directions: Circle or highlight the skill words. Read each sentence. Cut and paste the matching picture next to each sentence. Read all of the sentences three times. Color a happy face each time you read.


Do you brush your hair?	
The fish is in the bowl.	
The boy can wash the car.	
He is on a leash by a bush .	

skill identified in the left hand corner

build fluency by reading the page three times

students highlight the targeted skill words

students cut and paste pictures to match the sentences



Read and Match


PHONICS SENTENCES




ch
beg

Name: _____

I Can Read & Match!

Directions: Circle or highlight the skill words. Read each sentence. Cut and paste the matching picture next to each sentence. Read all of the sentences three times. Color a happy face each time you read.

Would you like cheese or a cherry?	
This is her chair.	
What is in the chest?	
The chair is soft.	





  





sh
end

Name: _____

I Can Read & Match!

Directions: Circle or highlight the skill words. Read each sentence. Cut and paste the matching picture next to each sentence. Read all of the sentences three times. Color a happy face each time you read.





Do you brush your hair?	
The fish is in the bowl.	
The boy is in the car.	
He is on a leash by a bush.	





   

Name: _____

Read & Match!

Directions: Circle or highlight the skill words. Read each sentence. Cut and paste the matching picture next to each sentence. Read all of the sentences three times. Color a happy face each time you read.

_____	
_____	
_____	
_____	

15 digraph pages



TEACHERS ARE RAVING!



Laura P.

November 2, 2020

★★★★★ Extremely satisfied

I've purchased many of these activities because they are hands-on and my students love them!

Students used with

2nd grade

Students were engaged

Primary
learning



Donna Glynn Kinderglynn (TPT Seller)

March 28, 2023


★★★★★ Extremely satisfied

This is absolutely the best. My kids love it and look forward to doing. Thank you!

Students used with

K

Students were engaged



The Weekly Hive (TPT Seller)

April 6, 2022

★★★★★ Extremely satisfied

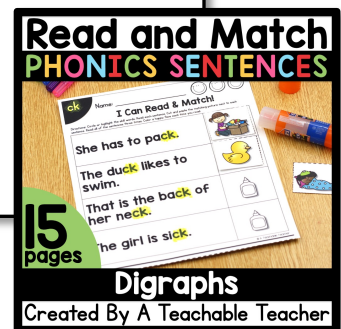
These were perfect for my low readers ;)

Students used with

K, 1st grades

Primarily students with learning difficulties

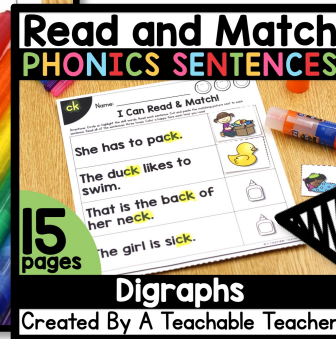
Students were engaged



ENGAGING targeted digraph reading practice!



Build reading success with targeted digraph phonics practice in a FUN way, ALL in ONE resource!



NO Prep Needed!

Ready for students to practice any digraph skill you may need - Just print and go!



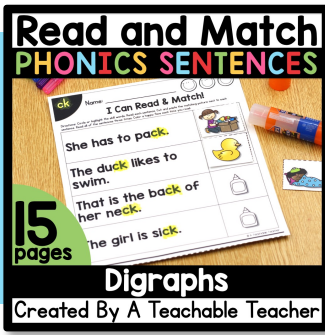
teachable
TEACHER



**GET THE BUNDLE &
SAVE \$\$\$\$**

Phonics Skill	# of Pages
CVC Word Families	24
Digraphs	15
Blends	26
Long Vowels	17
Diphthongs	11
R-Controlled Vowels	12
Bundle TOTALS	105 pages

Click **HERE** for the **BUNDLE**



Frequently Asked Questions

Is this an editable resource?

This resource is not editable.

Will you be adding more phonics skills to this resource?

No, this resource is currently complete and I will not be adding more phonics skills.

Is this resource available in an online format?

No, this resource is not uploaded in an online format.

What grade would you recommend using this resource?

Typically the skills taught in this resource span kindergarten and first grade. However, it will vary by school and student.