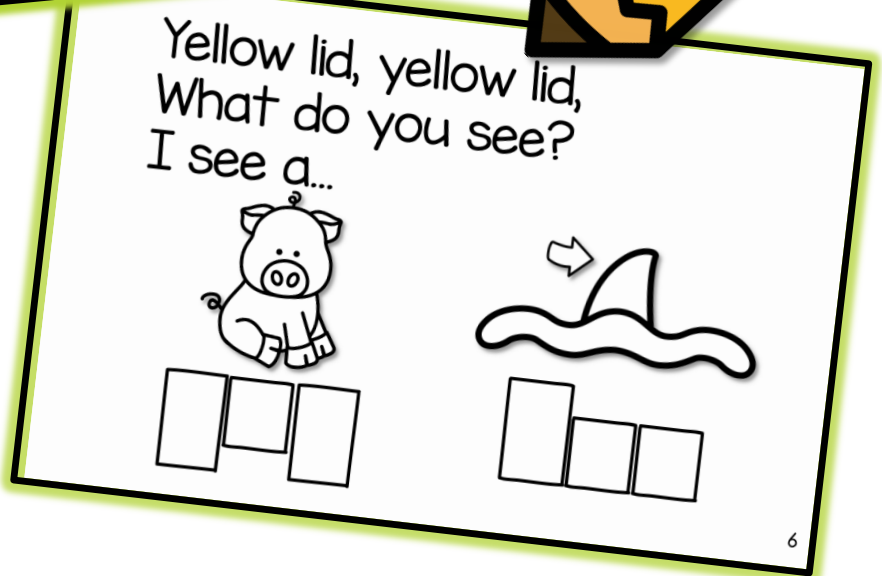



EMERGENT READER

short i



Created by A Teachable Teacher

EMERGENT READER

short i


Short i,
Short i,
What Do
You See?

By: _____


Short i,
Short i,
What Do
You See?

By: _____


Short i, short i,
what do you see?

 I see a pink
looking at me. 1


Short i, short i,
what do you see?

 I see a pink
looking at me. 1


Pink pig, pink pig,
what do you see?

 I see a gray
looking at me. 2


Pink pig, pink pig,
what do you see?

 I see a gray
looking at me. 2


Gray fin, gray fin,
what do you see?

 I see a brown
looking at me. 3


Gray fin, gray fin,
what do you see?

 I see a brown
looking at me. 3


Brown pit, brown pit,
what do you see?

 I see a blue
looking at me. 4


Brown pit, brown pit,
what do you see?

 I see a blue
looking at me. 4



Blue kid, blue kid,
what do you see?

 I see a yellow
looking at me. 5



Blue kid, blue kid,
what do you see?



 I see a yellow
looking at me. 5



Yellow lid, yellow lid,
What do you see?
I see a...

 
 and a
That's what I see! 6

Yellow lid, yellow lid,
What do you see?
I see a...

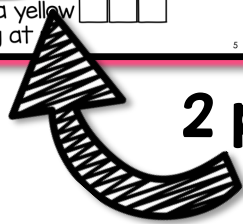
 
 and a
That's what I see! 6

 
 and a
That's what I see! 7

 
 and a
That's what I see! 7

8

page reader



2 per page to save
on paper!

EMERGENT READER

short i


Teacher Helper

- Print book, poster and word bank.
- Book assembly: Copy, cut each page in half, and assemble book according to page numbers. *Book pages can be printed back to back.*
- Introduce the short vowel sound and CVC words to your students. Use the short vowel poster to review the CVC words that will need to be written in the book. For more of a challenge, do not use the poster.
- Print, cut and provide word banks to EL students and/or students who need extra assistance.
- Model how to complete the book. As students read, they need to look at the picture, say the word, sound it out, and write the CVC word in the correct boxes.
- Once complete, students should color the pictures according to the color word on each page.
- Students can practice reading this book to self, teachers, parents, peers, or even a stuffed animal!
- Happy Teaching!

teacher helper

word bank

poster



2 per page to save on paper!

teacher helper, poster, and word bank included!

EMERGENT READER

short i



Involves writing and reading



Designed for double-sided copies



Low prep



Picture for every CVC word



Color words included in reader



Word bank and teacher helper provided



Use it year after year!