


# LUCKY SOUNDS

A phoneme segmentation game



Words with 3 & 4 sounds

Created by A Teachable Teacher

# LUCKY SOUNDS

The purpose of this activity is to provide practice segmenting words with three and four phonemes.

## EXAMPLE *three sounds*



For the word *hen*, students should point to:

1<sup>st</sup> dot: /h/ sound

2<sup>nd</sup> dot: /e/ sound

3<sup>rd</sup> dot: /n/ sound

Optional: Students can slide finger across the dots and blend the word back together.

## EXAMPLE *four sounds*



For the word *globe*, students should point to:

1<sup>st</sup> dot: /g/ sound

2<sup>nd</sup> dot: /l/ sound

3<sup>rd</sup> dot: /ō/ sound

4<sup>th</sup> dot: /b/ sound


Optional: Students can slide finger across the dots and blend the word back together.



*Teachable Teacher*

TEACHABLE





Name: \_\_\_\_\_

# Lucky Sounds



--	--	--



--	--	--



--	--	--



--	--	--



--	--	--



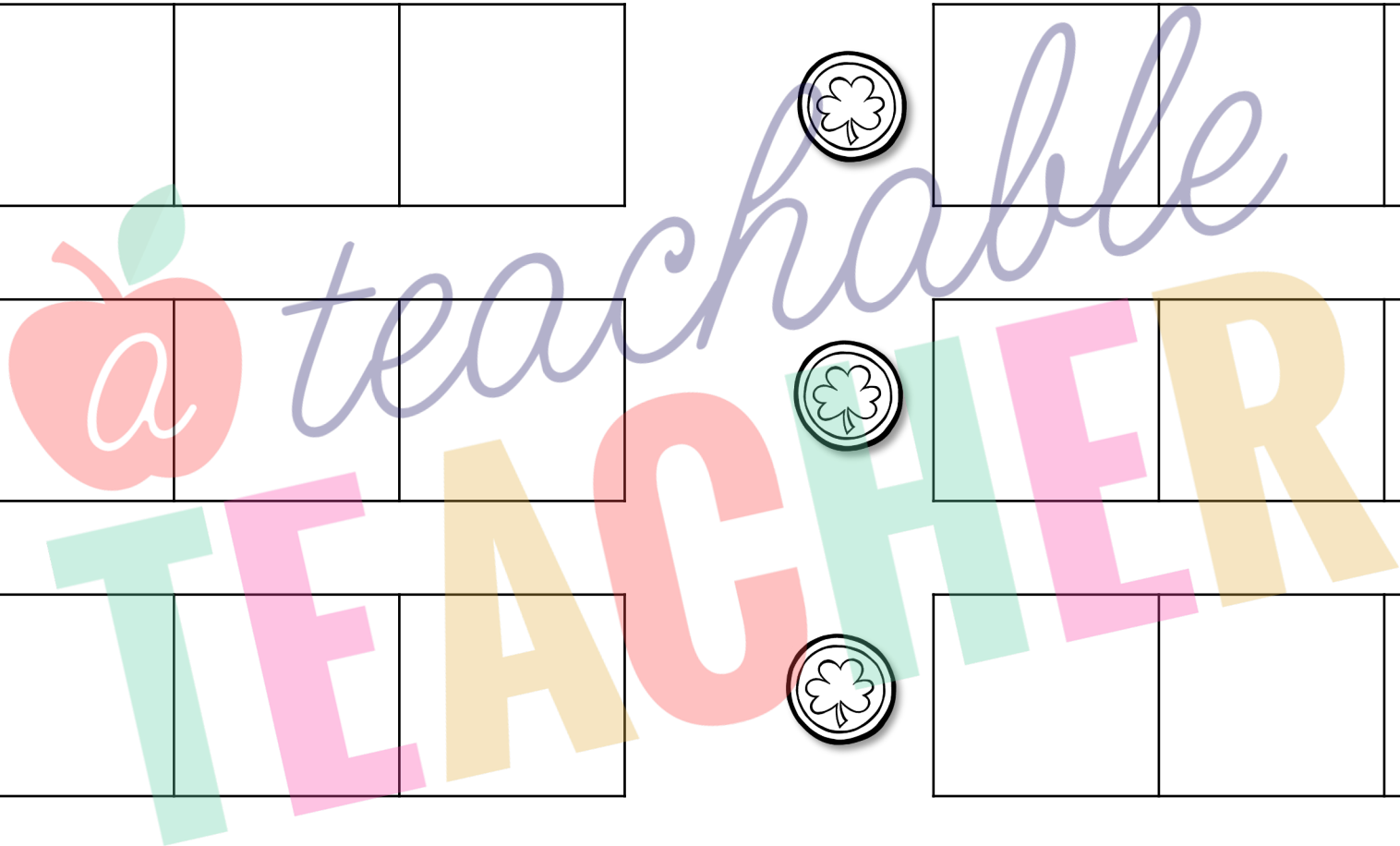
--	--	--



--	--	--







--	--	--






*Chabber*

TEACHES





Name: \_\_\_\_\_

# Lucky Sounds



--	--	--	--



--	--	--	--



--	--	--	--



--	--	--	--



--	--	--	--



--	--	--	--



--	--	--	--



--	--	--	--

