

blends & digraphs




Created by A Teachable Teacher

- ✓ **5 beginning blends & digraph game boards**
- ✓ **Engaging and hands-on phonics practice**
- ✓ **Includes game boards & game pieces**
- ✓ **Perfect for small groups, centers, & intervention**

What You'll Get

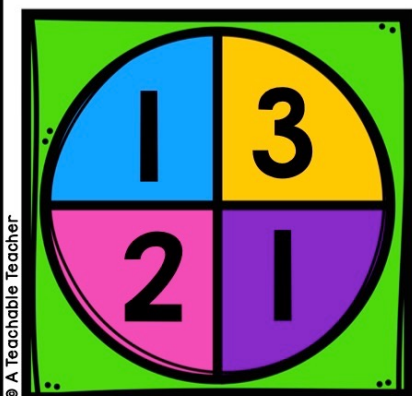
- ✓ **5 printable phonics board games:**
 - ✓ **Beginning L, R, & S blends (one board for each)**
 - ✓ **Beginning digraphs & ending digraphs (one board for each)**
- ✓ **Printable spinner**
- ✓ **2 types of game pieces (pawns & clipart kids)**
- ✓ **Easy-to-follow game instructions**
- ✓ **Extension activity ideas**



How to Play

Pieces

Directions: Print, laminate, and cut out the game pieces and spinner. Use pawns or kids for each student. You can prop up the pieces with a small binder clip. Use a paper clip and pencil to spin the number spinner.



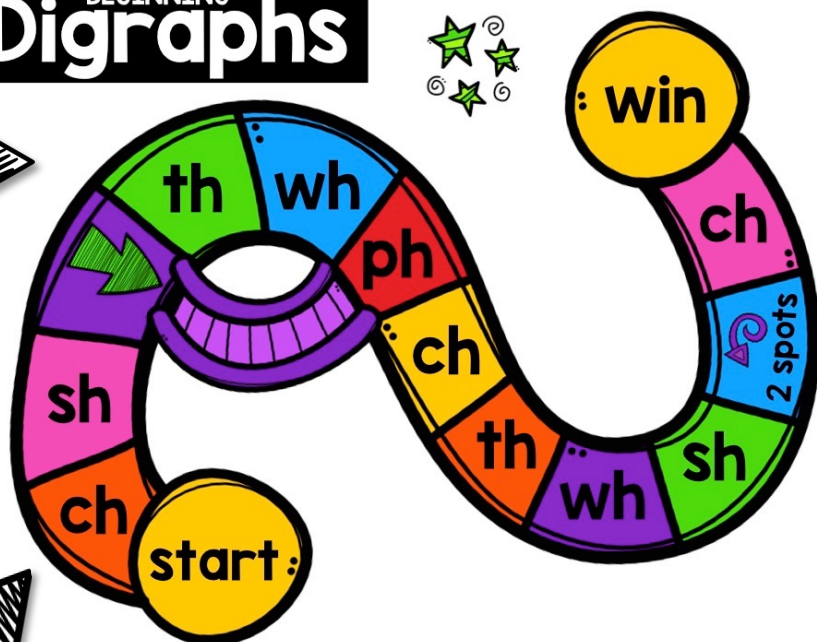
Print spinner, game pieces, & board

Give each student a game piece

Students take turns spinning & moving their piece

When students land on a space, they say a word from targeted skill

BEGINNING Digraphs



The first to reach the "WIN" circle is the winner!



Take a Peek!

These phonics games are easy to prep & fun to play!

Just:

1. Print
2. Laminate
3. Cut
4. Play!



Short Vowel Edition pictured. These games are created and played the same way.

Ready to Play & Learn?

- ✓ 5 blends & digraphs game boards
- ✓ Targeted beginning blends & digraphs practice
- ✓ Low prep - just print, cut, & play

Click *Add to Cart* & keep students engaged & learning!



Want Even MORE Phonics Board Games?



Get all 4 phonics board games at a discounted bundle price!

Click [**HERE**](#)
& get over
20 phonics
board
games
today!

