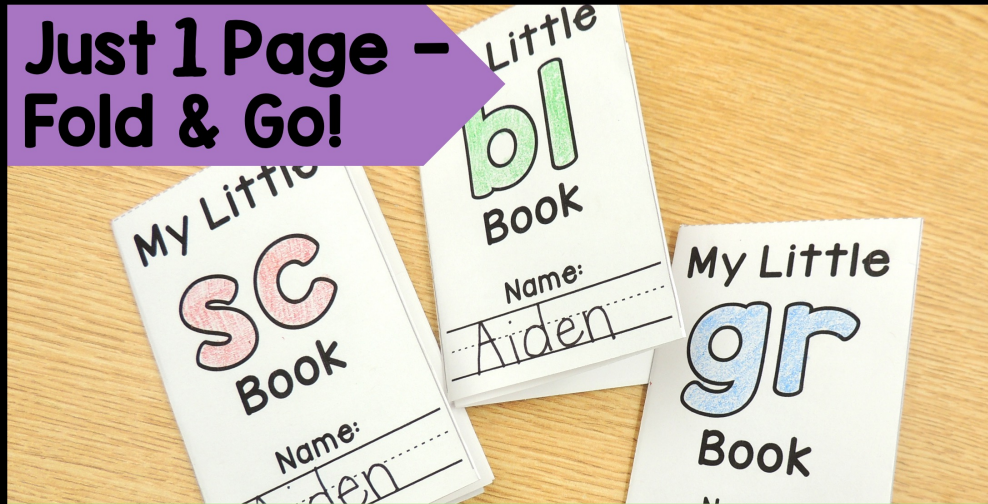


BEGINNING BLENDS

ITTY BITTY BOOKS

Just 1 Page -
Fold & Go!



NO STAPLES · NO GLUE · NO PREP!

Beginning Blends
Word Practice

Created by A Teachable Teacher

✓ 20 foldable beginning blends
mini-books


✓ Beginning blends included:
bl, cl, fl, gl, pl, sl, br, cr, dr, fr, gr, pr,
tr, sc, sk, sm, sn, sp, st, sw

✓ Perfect for small groups, centers,
or take-home practice

Ideal for Kindergarten, 1st Grade
& Intervention

What's Included:

- ✓ 20 beginning blends mini-books
- ✓ 6 beginning blends picture/word pairs per book
- ✓ Tracking dots to support l:l correspondence
- ✓ Beginning blend letter formation tracing page
- ✓ 8-page book from one sheet of paper




No cutting, stapling, or gluing - just 1 sheet turns into an 8-page book kids love!


See Inside the Books

Dots under each word
to encourage l:l tracking


blow



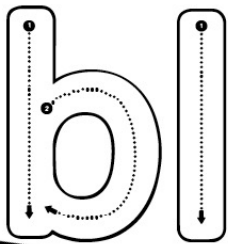

blindfold



blueberry



blocks



The end.

My Little
bl
Book

Name: _____



blanket



blender

Beginning blend
letter formation
tracing page


Beginning blend
word practice
with picture-word
match

How to Fold Your Itty Bitty Books


*alphabet version shown




Print the pages single-sided



lay flat, face up



fold in half,  style



fold in half again,  style



unfold and lay flat



fold in half,  style

How to Fold Your Itty Bitty Books

*alphabet version shown



unfold, then refold in half,
 style




Cut on the dotted line.



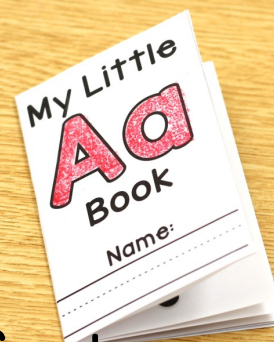
unfold



refold  style ,
pushing inward to form a book



flatten with front and back
cover face up



fold front cover over and
press on crease

Reinforce Beginning Blends the Fun & Easy Way!

- ✓ 20 engaging beginning blends mini-books
- ✓ Hands-on activities
- ✓ Beginning blend word practice
- ✓ Perfect for small groups, take-home practice, or morning work

