





# Read and Match

## PHONICS SENTENCES

nt Name: \_\_\_\_\_

### I Can Read & Match!

Directions: Circle or highlight the skill words. Read each sentence. Cut and paste the matching picture next to each sentence. Read all of the sentences three times. Color a happy face each time you read.

He <b>counts</b> one <b>cent</b> .	
The <b>plant</b> is green.	
He can <b>paint</b> the wall.	
Have you been in a <b>tent</b> ?	

© A Teachable Teacher

25+  
pages

# Blends

Created By A Teachable Teacher



scroll to see more

# Read and Match

## PHONICS SENTENCES

**26 pages included!**

**Loved by teachers,  
students, and parents!**

**Targeted skills +  
comprehension!**

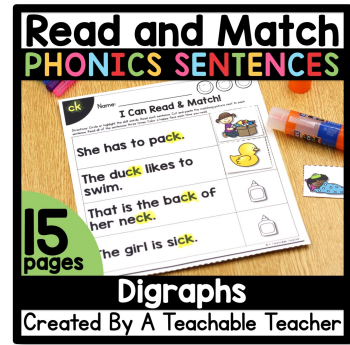
**Great for small groups,  
whole group, word work,  
centers, and so much more!**

**NO PREP!**



# Blends Included:

- ✓ bl-
- ✓ cl-
- ✓ fl-
- ✓ gl-
- ✓ pl-
- ✓ sl-
- ✓ br-
- ✓ cr-
- ✓ dr-
- ✓ fr-
- ✓ gr-
- ✓ pr-
- ✓ tr-
- ✓ sc-
- ✓ sn-
- ✓ sp-
- ✓ st-
- ✓ sw-
- ✓ -mp
- ✓ -nd
- ✓ -ng
- ✓ -nt
- ✓ -ing
- ✓ -ink
- ✓ -unk
- ✓ -est



Kristen White (TPT Seller)

August 24, 2023

★★★★★ Extremely satisfied

This is a great and engaging resource to use with students struggling with blends.

Students used with

2nd grade

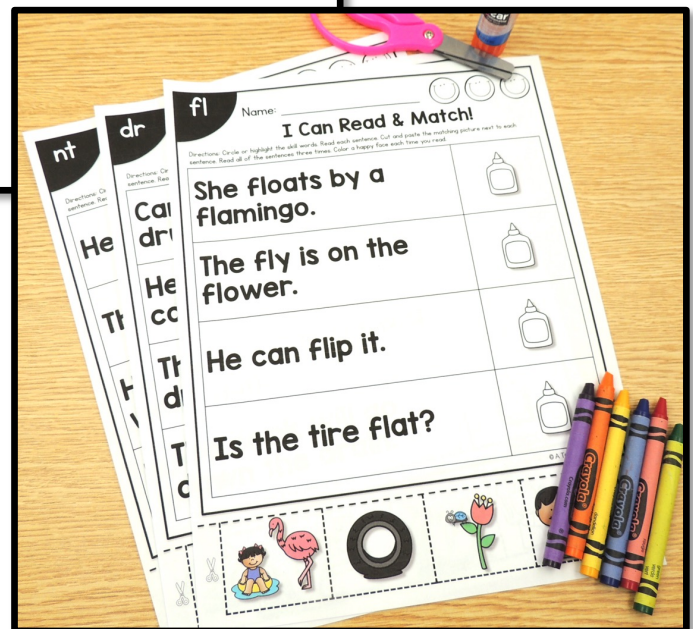
Primarily students with learning difficulties

Students were engaged

Strongly disagree — Strongly agree

# Reading Skills Covered:

- ✓ phonics in context
- ✓ building fluency
- ✓ reading comprehension





# Read and Match

## PHONICS SENTENCES

See it in Action!

**dr** Name: \_\_\_\_\_

### I Can Read & Match!

Directions: Circle or highlight the skill words. Read each sentence. Cut and paste the matching picture next to each sentence. Read all of the sentences three times. Color a happy face each time you read.

Can you <b>drum</b> ?	
He <b>dr</b> ums.	
He can <b>dr</b> um.	
Is the <b>dr</b> um flat?	

**nt** Name: \_\_\_\_\_

### I Can Read & Match!

Directions: Circle or highlight the skill words. Read each sentence. Cut and paste the matching picture next to each sentence. Read all of the sentences three times. Color a happy face each time you read.

He <b>nt</b> counts one <b>nt</b> .	
The <b>nt</b> plant is green.	
He can <b>nt</b> paint the wall.	
Have you been in a <b>nt</b> tent?	

**nt** Name: \_\_\_\_\_

### I Can Read & Match!

Directions: Circle or highlight the skill words. Read each sentence. Cut and paste the matching picture next to each sentence. Read all of the sentences three times. Color a happy face each time you read.

He <b>nt</b> counts one <b>nt</b> .	
The <b>nt</b> plant is green.	
He can <b>nt</b> paint the wall.	
Have you been in a <b>nt</b> tent?	

**dr** Name: \_\_\_\_\_

### I Can Read & Match!

Directions: Circle or highlight the skill words. Read each sentence. Cut and paste the matching picture next to each sentence. Read all of the sentences three times. Color a happy face each time you read.

Can you <b>dr</b> um?	
He <b>dr</b> ums.	
He can <b>dr</b> um.	
Is the <b>dr</b> um flat?	



# Read and Match

## PHONICS SENTENCES

### Each Worksheet:

pl

Name: \_\_\_\_\_



### I Can Read & Match!

Directions: Circle or highlight the skill words. Read each sentence. Cut and paste the matching picture next to each sentence. Read all of the sentences three times. Color a happy face each time you read.

The **plum** is on a **plate**.



I can water the **plant**.



The **plane** flies under a **planet**.



Can we go to the **playground**?




© A Teachable Teacher

skill identified in the left hand corner

students highlight the targeted skill words


build fluency by reading the page three times

students cut and paste pictures to match the sentences




# Read and Match



## PHONICS SENTENCES


**bl** Name: \_\_\_\_\_ 

### I Can Read & Match!

Directions: Circle or highlight the skill words. Read each sentence. Cut and paste the matching picture next to each sentence. Read all of the sentences three times. Color a happy face each time you read.





The blimp can fly.	
She can blow	
The blanket is warm.	
Put the blueberry in the blender	







 

**st**  
beg Name: \_\_\_\_\_ 


### I Can Read & Match!

Directions: Circle or highlight the skill words. Read each sentence. Cut and paste the matching picture next to each sentence. Read all of the sentences three times. Color a happy face each time you read.

She will study very hard.	
There is a stapler in the stable.	
Do you want to use a stapler?	
The steps go to the stage.	





     

© A Teachable Teacher

Name: \_\_\_\_\_ 

### I Can Read & Match!

Directions: Circle or highlight the skill words. Read each sentence. Cut and paste the matching picture next to each sentence. Read all of the sentences three times. Color a happy face each time you read.

Send in	
in the	
vs by	
Can you send a letter?	

© A Teachable Teacher





# TEACHERS ARE RAVING!



Talia M.  
February 15, 2021

★★★★★ **Extremely satisfied**

It was easy to use and the kids like using

Students used with

K

Primarily students that are emerging bilin  
ESOLs/ ENLs

Students were engaged



Donna Glynn Kinderglynn (TPT Seller)  
March 28, 2023


★★★★★ **Extremely satisfied**

This is absolutely the best. My kids love it and look forward to doing. Thank you! It is exactly what I was looking for.

Students used with

K

Students were engaged



Laura P.  
September 7, 2021

★★★★★ **Extremely satisfied**

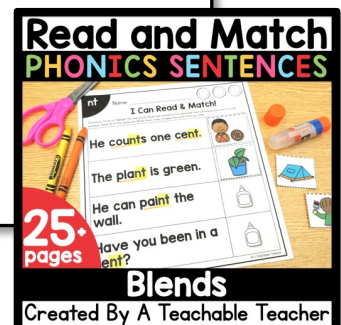

I love using these with my students to scaffold learning!

Students used with

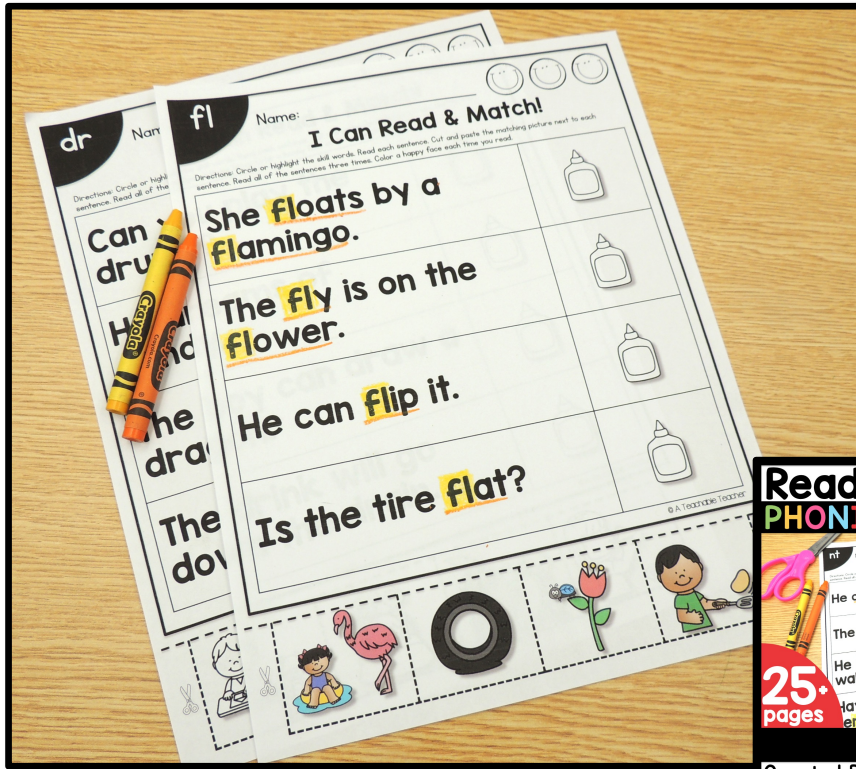
1st grade

Primarily students with learning difficulties

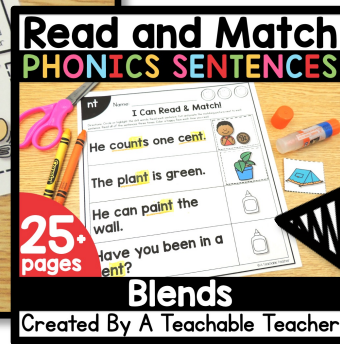
Students were engaged



# ENGAGING targeted blends reading practice!

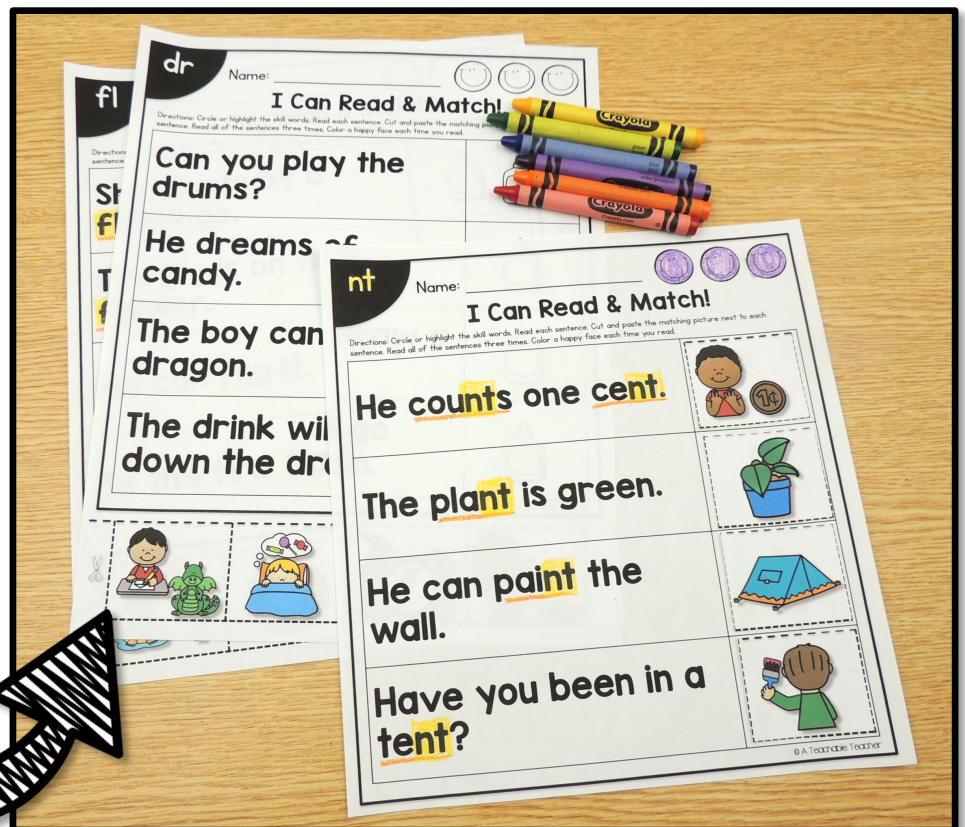


Build reading success with targeted blends phonics practice in a FUN way, ALL in ONE resource!



# NO Prep Needed!

Ready for students to practice any blends skill you may need - Just print and go!



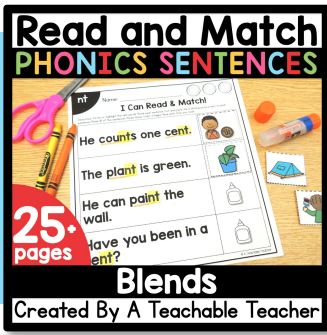




**GET THE BUNDLE &  
SAVE \$\$\$\$**

<b>Phonics Skill</b>	<b># of Pages</b>
<b>CVC Word Families</b>	<b>24</b>
<b>Digraphs</b>	<b>15</b>
<b>Blends</b>	<b>26</b>
<b>Long Vowels</b>	<b>17</b>
<b>Diphthongs</b>	<b>11</b>
<b>R-Controlled Vowels</b>	<b>12</b>
<b>Bundle TOTALS</b>	<b>105 pages</b>

Click **HERE** for the **BUNDLE**



# Frequently Asked Questions

Is this an editable resource?

This resource is not editable.

Will you be adding more phonics skills to this resource?

No, this resource is currently complete and I will not be adding more phonics skills.

Is this resource available in an online format?

No, this resource is not uploaded in an online format.

What grade would you recommend using this resource?

Typically the skills taught in this resource span kindergarten and first grade. However, it will vary by school and student.