

Leveled

READING COMPREHENSION

Level J
READING COMPREHENSION
10 passages with comprehension questions
Created By A Teachable Teacher

Level K
READING COMPREHENSION
10 passages with comprehension questions
Created By A Teachable Teacher

Level L
READING COMPREHENSION
10 passages with comprehension questions
Created By A Teachable Teacher

Level M
READING COMPREHENSION
10 passages with comprehension questions
Created By A Teachable Teacher

Level N
READING COMPREHENSION
10 passages with comprehension questions
Created By A Teachable Teacher

Level O
READING COMPREHENSION
10 passages with comprehension questions
Created By A Teachable Teacher

Level P
READING COMPREHENSION
10 passages with comprehension questions
Created By A Teachable Teacher

2nd edition



scroll to see more

Leveled **READING**

2nd EDITION (J-P)

70 passages with
comprehension questions!

Great resource for small
group, whole group, and
independent work!

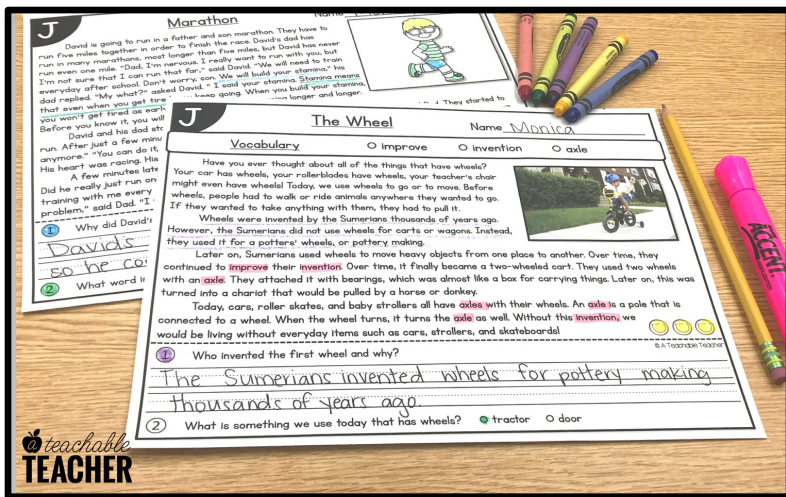
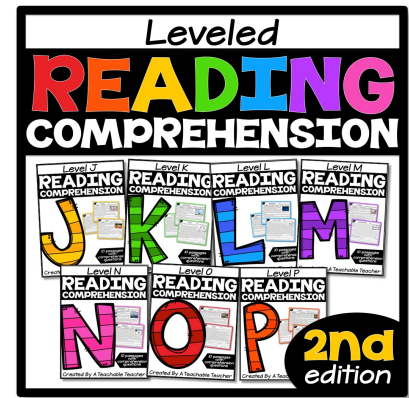
Printable AND Digital
version for each passage!

NO PREP!



Levels Covered:

- ✓ level j - 5 fiction/5 nonfiction
- ✓ level k - 5 fiction/5 nonfiction
- ✓ level l - 5 fiction/5 nonfiction
- ✓ level m - 5 fiction/5 nonfiction
- ✓ level n - 5 fiction/5 nonfiction
- ✓ level o - 5 fiction/5 nonfiction
- ✓ level p - 5 fiction/5 nonfiction



All levels have a second page of comprehension questions!


Reading Skills Covered:

- ✓ fiction/nonfiction
- ✓ build fluency
- ✓ reading comprehension

Paired Passages

for every single level

Fiction Passages



J **Marathon** Name Monica

David is going to run in a father and son marathon. They have to run five miles together in order to finish the race. David's dad has run in many marathons, most longer than five miles, but David has never run even one mile. "Dad, I'm nervous. I really want to run with you, but I'm not sure that I can run that far," said David. "We will need to train everyday after school. Don't worry, son. We will build your stamina," his dad replied. "My what?" asked David. "I said your stamina. Stamina means that even when you get tired, you keep going. When you build your stamina, you won't get tired as early. You'll be able to keep going longer and longer. Before you know it, you will be at five miles!

David and his dad started to train the next day. "Today we will run one mile," said Dad. They started to run. After just a few minutes, David was tired. "Dad," he said as he gasped for air, "I don't know if I can run anymore." "You can do it, son! Just keep going. It will build your stamina." David was tired, but he kept running. His heart was racing. His mouth was dry. His legs were aching, but he kept going.

A few minutes later, Dad yelled, "David, stop running! You just finished one mile!" David couldn't believe it. Did he really just run one mile? He was tired, but now he was done. "Wow, I can't believe it!" said David. "Keep training with me every day and build your stamina. Then you will be able to run that marathon without a problem," said Dad. "I trust you, Dad. That's exactly what I will do!"


1 Why did David's dad want him to train every day after school?

David's dad wanted David to build his stamina so he could run long distances.

2 What word is like the word stamina? willpower lazy upset all of these

teachable TEACHER

Nonfiction Passages



J **The Wheel** Name Monica

Vocabulary improve invention axle

Have you ever thought about all of the things that have wheels? Your car has wheels, your rollerblades have wheels, your teacher's chair might even have wheels! Today, we use wheels to go or to move. Before wheels, people had to walk or ride animals anywhere they wanted to go. If they wanted to take anything with them, they had to pull it.

Wheels were invented by the Sumerians thousands of years ago. However, the Sumerians did not use wheels for carts or wagons. Instead, they used it for a potters' wheels, or pottery making.

Later on, Sumerians used wheels to move heavy objects from one place to another. Over time, they continued to **improve** their **invention**. Over time, it finally became a two-wheeled cart. They used two wheels with an **axle**. They attached it with bearings, which was almost like a box for carrying things. Later on, this was turned into a chariot that would be pulled by a horse or donkey.

Today, cars, roller skates, and baby strollers all have **axles** with their wheels. An **axle** is a pole that is connected to a wheel. When the wheel turns, it turns the **axle** as well. Without this **invention**, we would be living without everyday items such as cars, strollers, and skateboards!

1 Who invented the first wheel and why?

The Sumerians invented wheels for pottery making thousands of years ago.

2 What is something we use today that has wheels? tractor door

teachable TEACHER

teachable TEACHER

Leveled
READING COMPREHENSION

J K L M
READING COMPREHENSION
READING COMPREHENSION
READING COMPREHENSION
READING COMPREHENSION

N O P 2nd edition

TWO FORMATS


for every single passage

1 - printable pdfs

J Flamingos Name _____

Vocabulary algae canthaxanthin

Have you ever seen a famous pink bird known as a flamingo? You might have noticed that the flamingo was standing on one of its long legs or that its neck is in the shape of the letter "s". Even though flamingos look big and tall, they only weigh five to six pounds.



Flamingos are birds that live near the water. They can be found in Florida, Central America, South America, and Africa. Flamingos like to eat shrimp, snails, algae, and shellfish. These foods are the reason why flamingos are so brightly colored. Brine shrimp and blue algae both give the flamingos a pink dye called canthaxanthin. It turns flamingo feathers pink. In order to catch their food, a flamingo puts its head in the water, turns it upside down, and then uses its beak like a shovel.

Since flamingos live near the water, they use mud to build their nests along the water. A female flamingo lays one egg at a time. The parents take turns sitting on the egg to keep it warm. One month later, the egg hatches. The baby flamingo is not pink; it is white. Its bill is small, and the baby flamingo needs its parents to feed it. Both parents take turns caring for the newborn and feeding it. After five days, the flamingo is ready to leave the nest. It still comes back to eat. After about three weeks, the flamingo can feed itself.

1 What makes flamingos bright pink in color?

2 What color are newborn flamingos? pink orange white all of the above

J Flamingos Name _____

Vocabulary algae canthaxanthin

3 How does a flamingo catch its food?

4 Why do you think flamingo parents take turns caring for the baby?

5 Why do flamingos need to live near water?

6 Describe what happens after the flamingo egg hatches.

2 - digital files

Directions

- Drag to highlight vocabulary words.
- Read the story 3 times.
- Drag a picture over a box each time you read.


3. Drag or type to answer the questions.

Type answer here.

J Flamingos Name _____

Vocabulary algae canthaxanthin

Have you ever seen a famous pink bird known as a flamingo? You might have noticed that the flamingo was standing on one of its long legs or that its neck is in the shape of the letter "s". Even though flamingos look big and tall, they only weigh five to six pounds.



Flamingos are birds that live near the water. They can be found in Florida, Central America, South America, and Africa. Flamingos like to eat shrimp, snails, algae and shellfish. These foods are the reason why flamingos are so brightly colored. The brine shrimp and blue algae both give the flamingos a pink dye called canthaxanthin. It turns flamingo feathers pink. In order to catch their food, a flamingo puts its head in the water, turns it upside down, and then uses its beak like a shovel.

Since flamingos live near the water, they use mud to build their nests along the water. A female flamingo will lay one egg. The parents will take turns sitting on the egg to keep it warm. One month later, the egg will hatch. The baby flamingo will not be pink; it will be white. Its bill will be small, and the baby flamingo will need its parents to feed it. Both parents take turns caring for the newborn and feeding it. After five days, the flamingo is ready to leave the nest. It still comes back to eat. After about three weeks, the flamingo can feed itself.

1 What makes flamingos bright pink in color?

Type answer here.

2 What color are newborn flamingos? pink orange white all of the above

3 How does a flamingo catch its food?

4 Why do you think flamingo parents take turns caring for the baby?

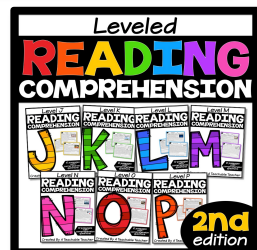
5 Why do flamingos need to live near water?

6 Describe what happens after the flamingo egg hatches.

Type answer here.



preloaded in Google Slides™



Leveled **READING**

2nd EDITION (J-P)

PDF Version


Levels J-P

Students build fluency by reading the passages multiple times. Students color a happy face each time they read!

*Levels J-P have a second page of comprehension questions!

J The Moon Name _____

Vocabulary reflecting phases rotating



Did you know that the Moon does not give off any light? The reason why you see the Moon light up at night is because it is reflecting the light from the Sun. As the Moon moves around Earth, we see different parts of the Moon reflect off of the Sun. This is why we see the Moon in different shapes during the month. These are called the phases of the Moon. Have you ever noticed that the Moon is sometimes full or completely round? What about when the Moon looks like a cookie that has a bite missing out of it? The Moon appears to be different shapes at different times. However, the Moon does not actually change its shape. The only thing that is changing is how much light is reflecting off of the Moon.

The Moon is constantly rotating around Earth. It takes 29.5 days to go around Earth. That is about the same amount of time as one month on a calendar. During this time, we see the Moon go through eight phases. They are the new moon, waxing crescent, first quarter, waxing gibbous, full moon, waning gibbous, last quarter, and waning crescent. We cannot see a new moon at night. There is not enough light reflecting. A waxing moon is a growing moon. A waning moon is a shrinking moon. A crescent is the shape of the Moon when it looks like someone took a bite out of it. Finally, a full moon is a fully lit circle.

1 If the Moon does not give off light, how do we see it at night?

2 How long does it take the Moon to rotate around Earth?

© A Teachable Teacher

Level referenced in the top left corner of every page

Open-ended reading comprehension questions require students to refer to the text to answer.

J The Moon Name _____

Vocabulary reflecting phases rotating

3 If you look up in the sky and can't see the Moon, what is happening?

4 Why isn't the Moon always completely lit (a full moon)?

5 Explain why the Moon appears to be different shapes on different nights.

6 How often do the phases of the Moon cycle repeat?

© A Teachable Teacher

Leveled **READING**

2nd EDITION (J-P)

Digital Verison

Leveled skill in the corner for easy reference

Directions

1. Drag to highlight vocabulary words.
2. Read the story 3 times.
3. Drag a picture over a box each time you read.

Vocabulary

Have you ever seen a famous pink bird known as a flamingo? You might have noticed that the flamingo was standing on one of its long legs or that its neck is in the same of the letter "s." Even though flamingos look big and tall, they only weigh five to six pounds.

Flamingos are birds that live near the water. They can be found in Florida, Central America, South America, and Africa. Flamingos like to eat shrimp, snails, algae and shellfish. These foods are the reason why flamingos are so brightly colored. The brine shrimp and blue algae both give the flamingos a pink dye called canthaxanthin. It turns flamingo feathers pink. In order to catch their food, a flamingo puts its head in the water, turns it upside down, and then uses its beak like a shovel.

Since flamingos live near the water, they use mud to build their nests along the water. A female flamingo will lay one egg. The parents will take turns sitting on the egg to keep it warm. One month later, the egg will hatch. The baby flamingo will need its parents to feed it. After five days, the flamingo is ready to leave the nest. It still comes back to eat. After about three weeks, the flamingo can feed itself.

1st Read 2nd Read 3rd Read

Draggable highlight strips for students to highlight the vocabulary words in the nonfiction passages

Directions for students on every slide

Directions for students on every slide

Boxes provided for students to type answers to the open-ended reading comprehension questions

Vocabulary

How does a flamingo catch its food?

Why do you think flamingo parents take turns caring for the baby?

Why do flamingos need to live near water?

Describe what happens after the flamingo egg hatches.

Draggable thumbs for students to track each time they read the story



TEACHERS ARE RAVING!



Melly's Materials (TPT Seller)

November 17, 2020

★★★★★ Extremely satisfied

After I bought the lower levels, I knew I was going to eventually want the higher levels. These are perfect for my students who are learning from home! The digital versions are a huge bonus!

Students used with
1st grade



Sarah Robinson (TPT Seller)

September 25, 2023

★★★★★ Extremely satisfied

This was amazing! It was so helpful to have something easy for the teacher to print off and have ready to go for students. Thanks! Love it!

Students used with

3rd, 4th grades

Primarily students with learning difficulties, on the autism spectrum, and with mild to severe disabilities

Students were engaged



Amber D.

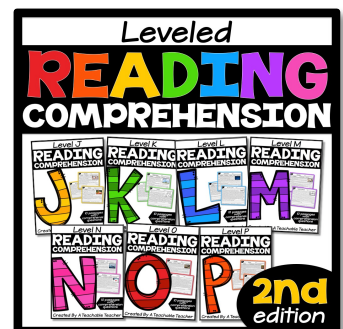
August 7, 2023

★★★★★ Very satisfied

This has been very beneficial for my students to use during small group, independent work, and our WIN time to help them practice their comprehension. I use this resource almost daily.

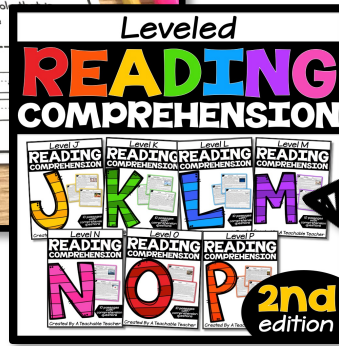
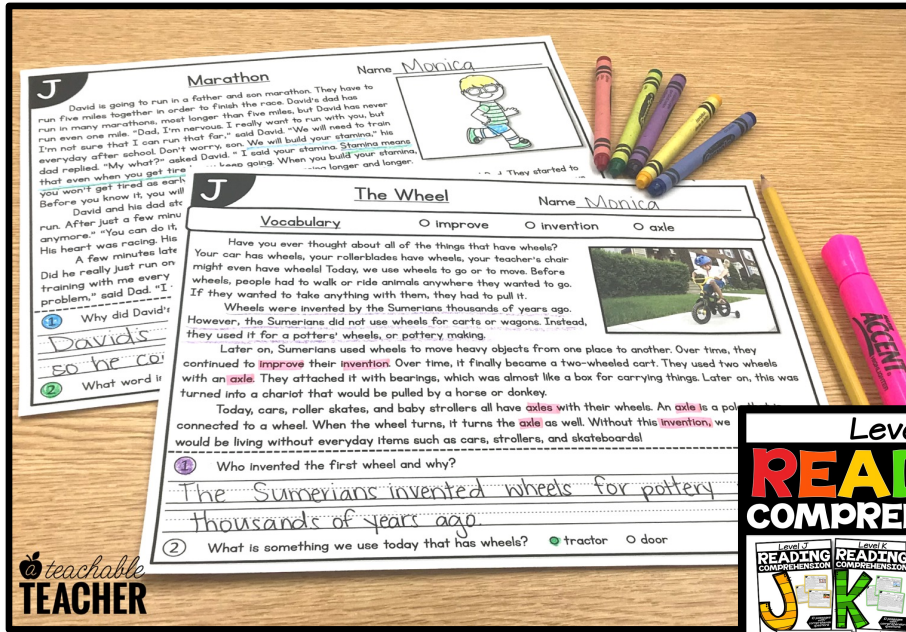
Students used with
K, 2nd grades

Students were engaged




STOP the SEARCH for LEVELED passages!

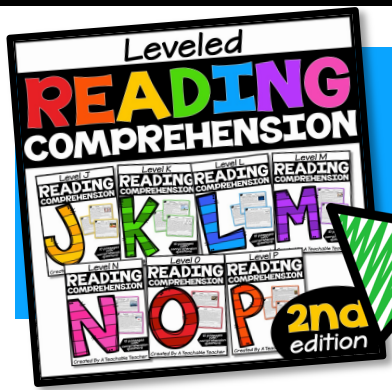
Leveled passages +
reading + fluency +
comprehension +
fiction + nonfiction
ALL on ONE page, for
levels J-P!



NO PREP needed!

Levels J-P
- fiction
AND
nonfiction
- just
print and
go!





GET THE BUNDLE & SAVE \$\$\$



Level

**# of
Passages**

Level J	10
Level K	10
Level L	10
Level M	10
Level N	10
Level O	10
Level P	10
Bundle TOTALS	70 passages

SAVE \$\$\$ with this BUNDLE

Looking for MORE leveled passages?

-click to go-

Leveled

READING COMPREHENSION


Leveled **READING COMPREHENSION**

Leveled **READING COMPREHENSION**

Created By A Teachable Teacher


...SET #2

DOUBLE BUNDLE



DOUBLE the number of passages
Levels AA - I -
20 passages PER level - total of 200 passages

Levels AA-P -
10 passages PER level -
total of 170 passages



Leveled

READING COMPREHENSION

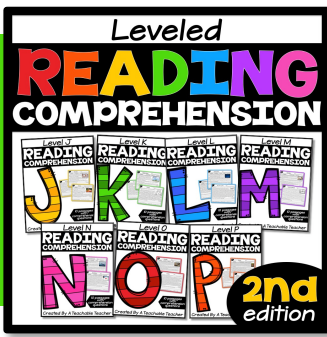
Leveled **READING COMPREHENSION**

Leveled **READING COMPREHENSION**

Created By A Teachable Teacher

2nd edition

SUPER BUNDLE



Frequently Asked Questions

Are these passages available anywhere else?

These are original passages. You will ONLY find them in the individual packets and this Leveled Reading Comprehension 2nd Edition BUNDLE.

Can I get these with UK/Australian spelling?

These currently do not come in UK/Australian spelling.

Do you have a PDF online version of these materials for online teachers?

YES!! These passages have been preloaded into Google slides for you! You can print or use them digitally!

I bought one of the individual packets, and now I want the bundle. Can I get a discount?

TpT does not allow sellers to process refunds. However, they will refund you if you buy both. After buying the bundle, email them and ask for the individual item to be refunded.
support@teacherspayteachers.com